

Submersible 4" wet end with floating impellers

Applications

Assembled on a motor, pumping of clean water for domestic, industrial, agricultural and gardening purposes. Suitable for boreholes.

Materials

Pump body, suction, discharge and pump shaft in AISI 304.
Diffusers and floating impellers in technopolymer.
O-rings in NBR.

Equipment

Built-in check valve.
Joint kit according regulation NEMA MG1-18.388.

Limitations

Maximum water temperature: 40°C.
Maximum quantity of sand in suspension: 100 g/m³.
Maximum submersion: 150m.



Hydraulic performance table

Model	P2		l/min m ³ /h	0	5	10	15	20	25	Code
	[kW]	[HP]		0	0,3	0,6	0,9	1,2	1,5	
ES4 01 19	0,55	0,75	mwc	126	118	105	86	60	30	157698
ES4 01 26	0,75	1		173	160	141	117	81	39	157699
ES4 01 38	1,1	1,5		253	234	208	169	117	52	157700

Model	P2		l/min m ³ /h	0	20	25	30	40	50	Code
	[kW]	[HP]		0	1,2	1,5	1,8	2,4	3,0	
ES4 02 10	0,55	0,75	mwc	69	63	60	55	44	29	157703
ES4 02 14	0,75	1		92	83	79	74	60	42	157704
ES4 02 20	1,1	1,5		139	127	120	111	90	60	157705

Model	P2		l/min m ³ /h	0	20	30	40	50	70	Code
	[kW]	[HP]		0	1,2	1,8	2,4	3,0	4,2	
ES4 03 11	0,75	1	mwc	72	68	64	58	49	26	157708
ES4 03 16	1,1	1,5		106	101	95	83	70	33	157709
ES4 03 21	1,5	2		142	135	127	115	100	49	157710
ES4 03 32	2,2	3		208	200	187	165	138	62	157711

Hydraulic performance table

Model	P2		l/min m³/h	0	40	50	70	90	100	Code
	[kW]	[HP]		0	2,4	3,0	4,2	5,4	6,0	
ES4 04 08	0,75	1	mwc	51	46	43	35	24	18	157714
ES4 04 12	1,1	1,5		77	71	68	57	41	31	157715
ES4 04 16	1,5	2		102	96	92	77	57	46	157716
ES4 04 24	2,2	3		151	139	132	111	80	62	157717
ES4 04 32	3	4		203	185	175	146	105	80	157718
ES4 04 44	4	5,5		278	260	247	210	159	127	157720

Model	P2		l/min m³/h	0	50	70	90	120	140	Code
	[kW]	[HP]		0	3,0	4,2	5,4	7,2	8,4	
ES4 06 07	0,75	1	mwc	42	36	32	28	19	11	157721
ES4 06 10	1,1	1,5		62	53	48	41	29	18	157722
ES4 06 14	1,5	2		90	77	71	63	46	28	157723
ES4 06 20	2,2	3		125	107	97	86	62	40	157724
ES4 06 27	3	4		169	145	131	115	84	55	157725
ES4 06 36	4	5,5		221	190	173	154	112	72	157727
ES4 06 49	5,5	7,5		302	257	234	209	151	96	157728

Model	P2		l/min m³/h	0	80	100	140	180	200	Code
	[kW]	[HP]		0	4,8	6,0	8,4	10,8	12	
ES4 08 06	1,1	1,5	mwc	39	36	34	29	22	17	157730
ES4 08 08	1,5	2		52	48	46	39	29	24	157731
ES4 08 13	2,2	3		82	75	71	59	40	30	157732
ES4 08 17	3	4		108	98	94	79	58	46	157733
ES4 08 23	4	5,5		148	134	127	108	79	60	157735
ES4 08 32	5,5	7,5		202	182	172	143	105	80	157736

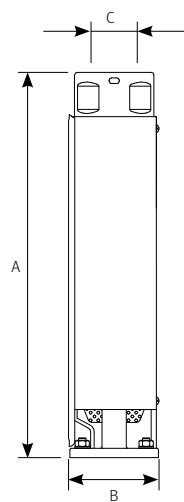
Model	P2		l/min m³/h	0	100	140	180	220	260	Code
	[kW]	[HP]		0	6,0	8,4	10,8	13,2	15,6	
ES4 12 07	1,5	2	mwc	45	37	33	28	22	14	157737
ES4 12 10	2,2	3		64	54	48	41	32	20	157738
ES4 12 14	3	4		89	76	67	56	43	28	157739
ES4 12 19	4	5,5		120	102	91	76	58	37	157741
ES4 12 26	5,5	7,5		163	136	120	100	75	48	157742

Model	P2		l/min m³/h	0	140	200	260	320	400	Code
	[kW]	[HP]		0	8,4	12	15,6	19,2	24	
ES4 16 08	2,2	3	mwc	51	41	35	29	22	12	157743
ES4 16 11	3	4		70	57	49	41	31	18	157744
ES4 16 13	4	5,5		81	67	58	48	38	22	157745
ES4 16 15	4	5,5		97	79	69	58	46	27	157746
ES4 16 20	5,5	7,5		125	102	89	74	60	37	157747

Dimension and weight

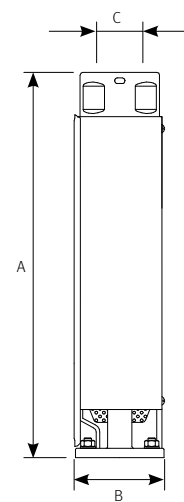
ES4 01

Model	A	B	C	Kg
ES4 01 19	481	98	1 1/4"	4,7
ES4 01 26	642	98	1 1/4"	5,8
ES4 01 38	864	98	1 1/4"	8,2



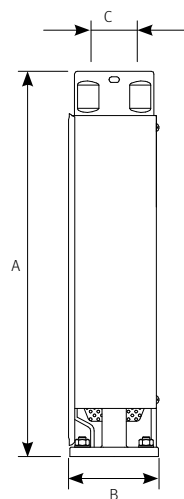
ES4 02

Model	A	B	C	Kg
ES4 02 10	324	98	1 1/4"	3,3
ES4 02 14	394	98	1 1/4"	3,9
ES4 02 20	499	98	1 1/4"	4,9



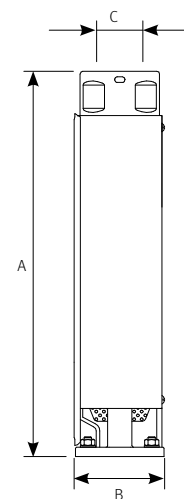
ES4 03

Model	A	B	C	Kg
ES4 03 11	342	98	1 1/4"	3,4
ES4 03 16	430	98	1 1/4"	4,2
ES4 03 21	519	98	1 1/4"	5,0
ES4 03 32	749	98	1 1/4"	7,1



ES4 04

Model	A	B	C	Kg
ES4 04 08	345	98	1 1/4"	3,3
ES4 04 12	433	98	1 1/4"	4,1
ES4 04 16	542	98	1 1/4"	5,0
ES4 04 24	777	98	1 1/4"	6,6
ES4 04 32	965	98	1 1/4"	8,7
ES4 04 44	1296	98	1 1/4"	11,2



Dimension and weight

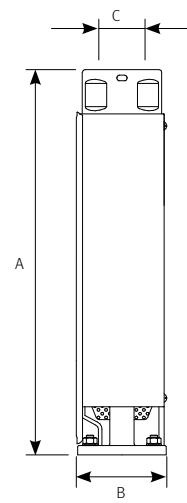
ES4 06

Model	A	B	C	Kg
ES4 06 07	390	98	2"	3,7
ES4 06 10	483	98	2"	4,6
ES4 06 14	607	98	2"	5,7
ES4 06 20	831	98	2"	7,5
ES4 06 27	1048	98	2"	9,6
ES4 06 36	1318	98	2"	12,2
ES4 06 49	1802	98	2"	15,9



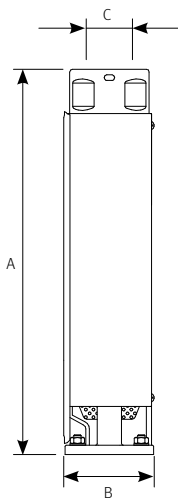
ES4 08

Model	A	B	C	Kg
ES4 08 06	356	98	2"	3,4
ES4 08 08	418	98	2"	4,0
ES4 08 13	573	98	2"	5,5
ES4 08 17	697	98	2"	6,6
ES4 08 23	921	98	2"	8,4
ES4 08 32	1238	98	2"	11,0



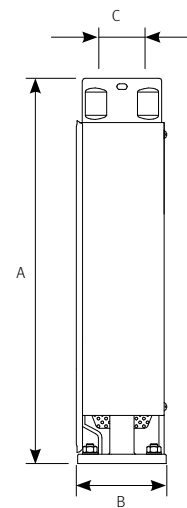
ES4 12

Model	A	B	C	Kg
ES4 12 07	534	98	2"	5,3
ES4 12 10	690	98	2"	6,7
ES4 12 14	989	98	2"	8,6
ES4 12 19	1195	98	2"	11,0
ES4 12 26	1559	98	2"	14,3



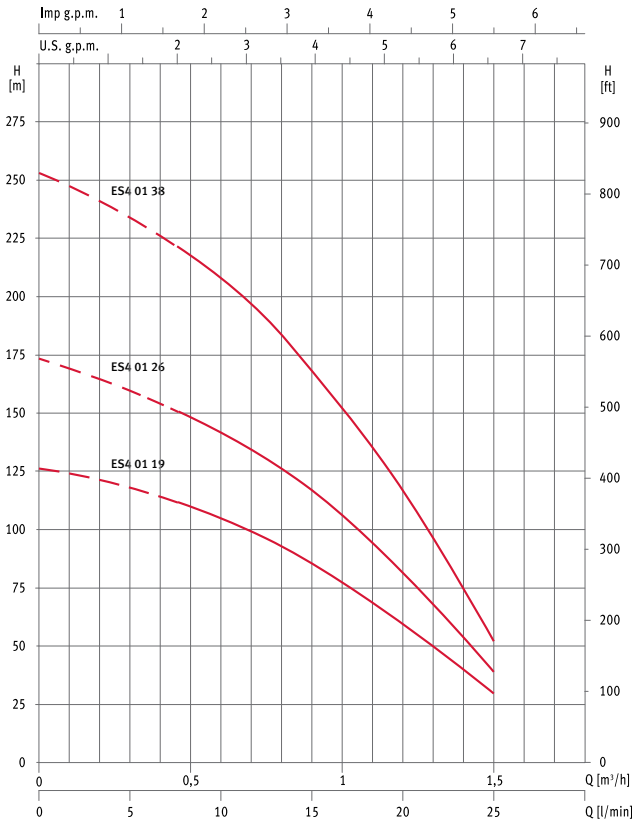
ES4 16

Model	A	B	C	Kg
ES4 16 08	676	98	2"	6,3
ES4 16 11	880	98	2"	8,1
ES4 16 13	1013	98	2"	9,3
ES4 16 15	1149	98	2"	10,5
ES4 16 20	1489	98	2"	13,5

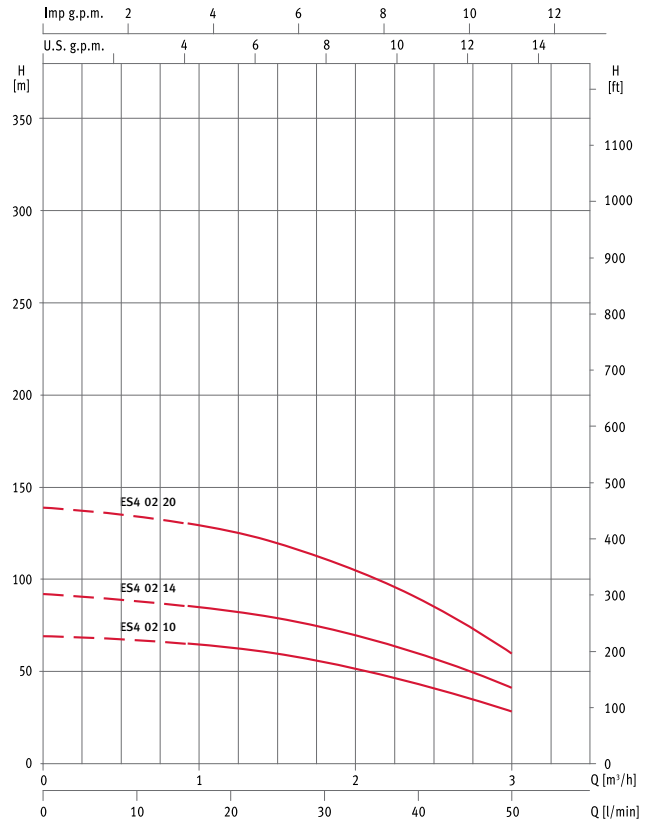


Performance curve at 2900 rpm

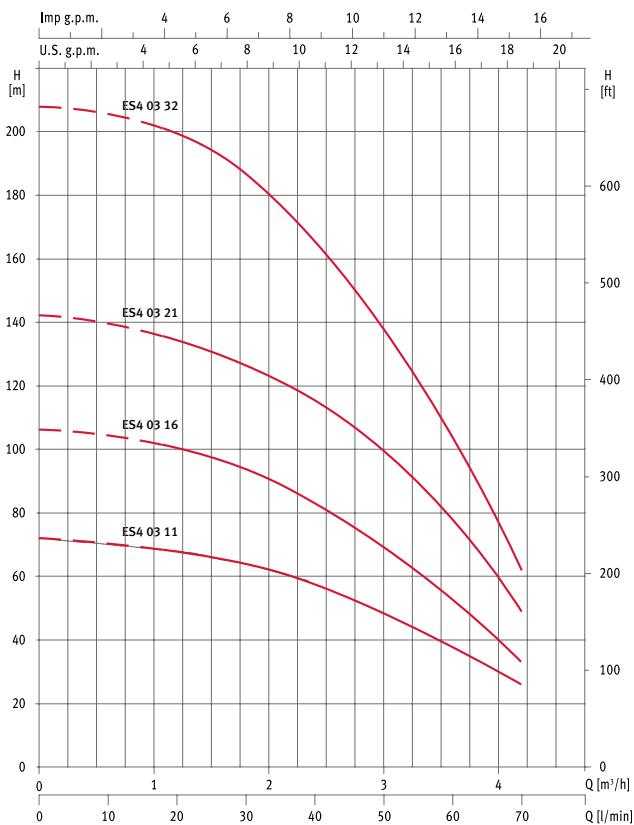
ES4 01



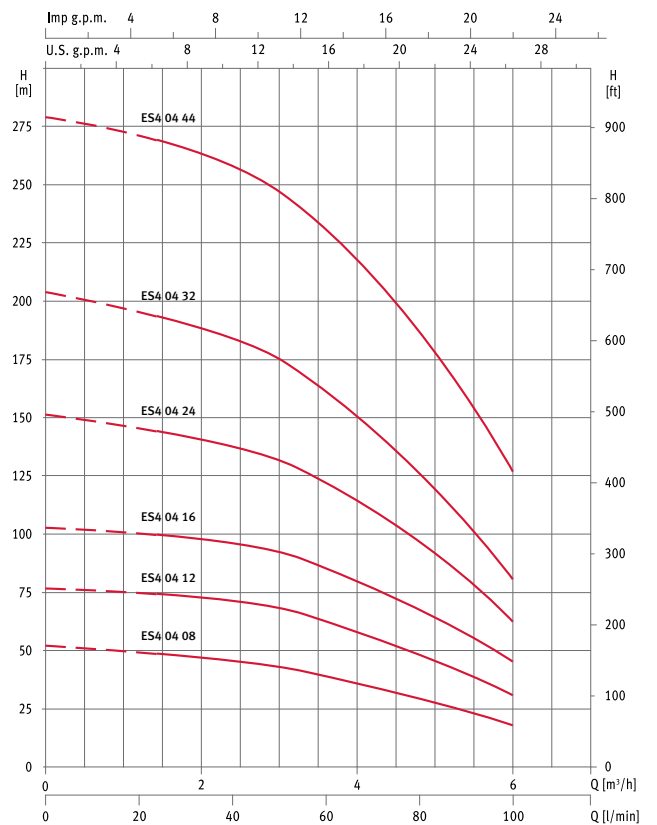
ES4 02



ES4 03

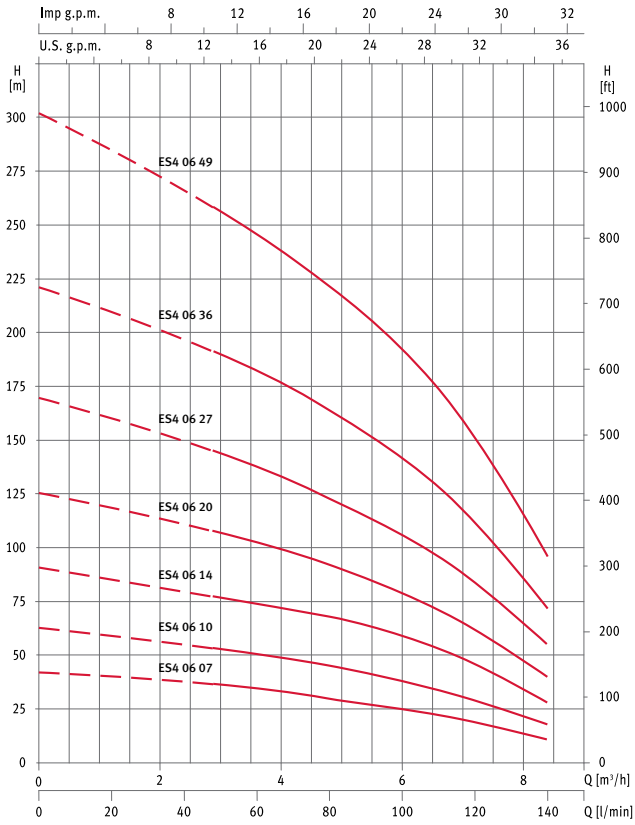


ES4 04

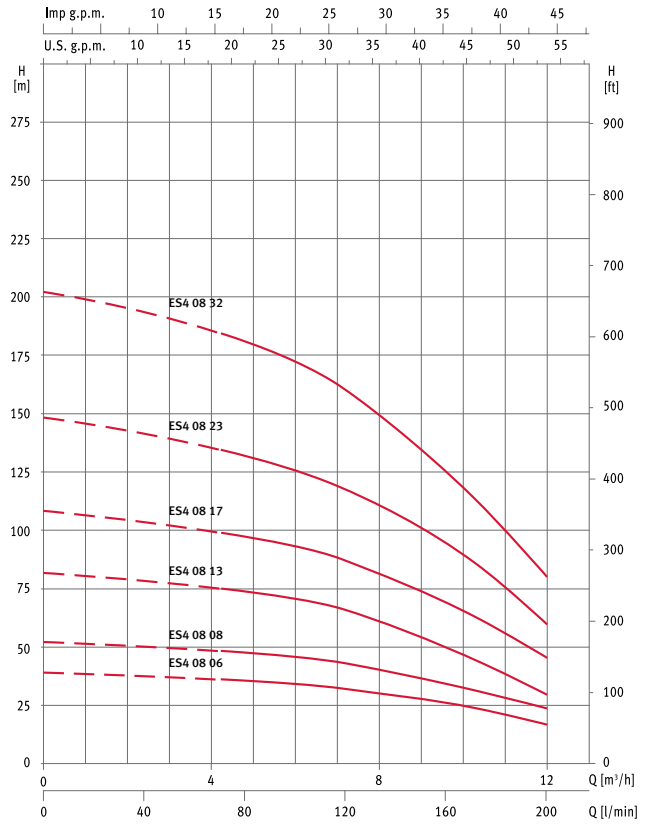


Performance curve at 2900 rpm

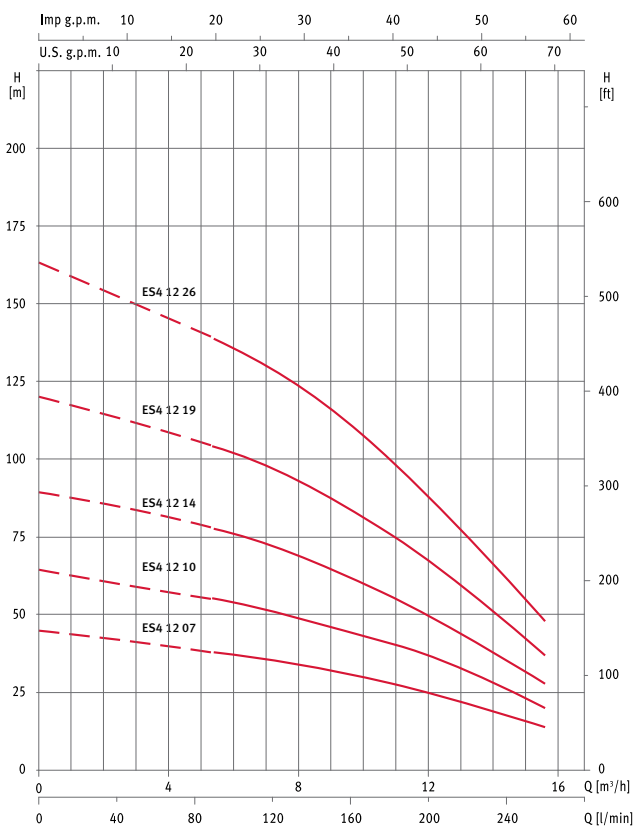
ES4 06



ES4 08



ES4 12



ES4 16

