

Vigila 100 Drainage

Portable submersible pump for waste water

Applications

Evacuation, transfer and emptying of waste water and emptying of swimming pools.

Materials

Pump in technopolymer.
Pump shaft in AISI 420.
Impeller in technopolymer.
Lip seal.
O-rings in NBR/EPDM.
Model C with ceramic coated shaft.

Equipment

Float switch and 5m of cable with plug type F.
Internal capacitor.

Motor

Asynchronous 2 poles.
IP68 protection.
Class F insulation.
Continuous operation.
Built-in thermal protection.

Limitations

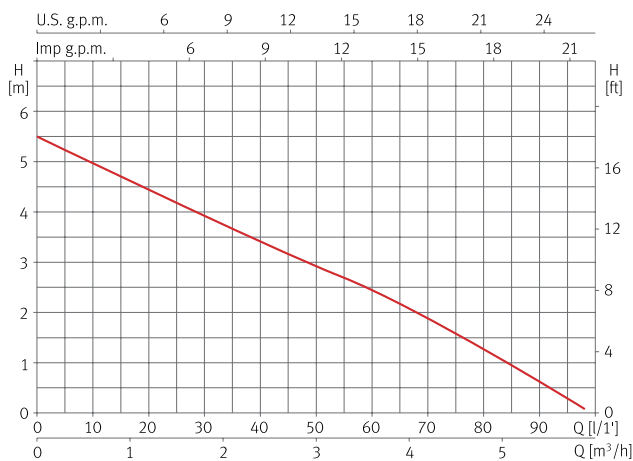
Maximum water temperature: 40°C.
Maximum solids passage: Ø 5mm.
Maximum submersion: 2m.



Hydraulic performance table

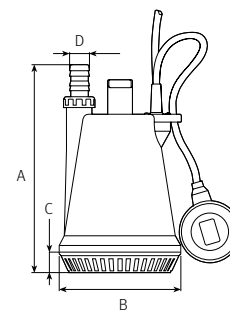
Model	I [A]	P1 [kW]	P2		c [µF]	l/min	10	20	30	40	50	60	80	95	Code	
	1~230V	1~	[kW]	[HP]		m³/h	0,6	1,2	1,8	2,4	3,0	3,6	4,8	5,7	1~230V	1~230V (Model C)
Vigila 100	1,04	0,23	0,11	0,15	6	mwc	5	4,3	3,7	3,4	3,0	2,5	1,2	0,3	97802	97806

Performance curve at 2900 rpm



Dimension and weight

Model	A	B	C	D	Kg
Vigila 100	272	159	27	1 1/4"	3,8



Portable submersible pump for waste water

Applications

Evacuation, transfer and emptying of waste water and emptying of swimming pools.

Materials

Pump in technopolymer.
 Pump shaft in AISI 420.
 Impeller in technopolymer.
 Lip seal.
 O-rings in NBR/EPDM.
 Model H with internal parts in AISI 316.

Equipment

Float switch and 10m of cable with plug type F.
 Internal capacitor.

Motor

Asynchronous 2 poles.
 IP68 protection.
 Class F insulation.
 Continuous operation.
 Built-in thermal protection.

Limitations

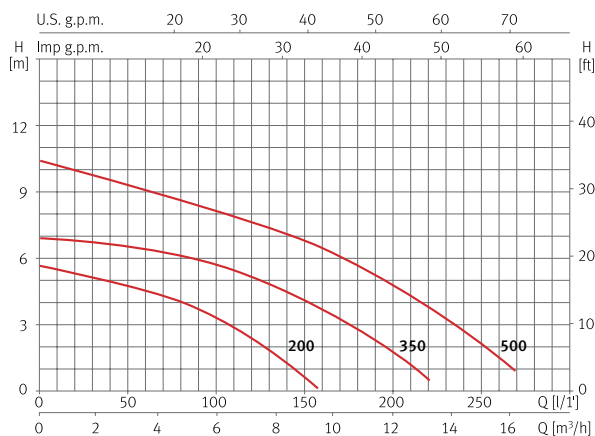
Maximum water temperature: 40°C.
 Maximum solids passage: Ø 10mm.
 Maximum submersion: 7m.



Hydraulic performance table

Model	I [A]	P1 [kW]	P2		c [µF]	l/min m³/h	20	40	80	120	160	200	240	260	Code	
	1~230V	1~	[kW]	[HP]			20	40	80	120	160	200	240	260	1~230V	1~230V (Model H)
Vigila 200	1,8	0,38	0,25	0,33	8	mwc	5,6	5,3	4,5	2,8	-	-	-	-	105776	105779
Vigila 350	2,7	0,55	0,5	0,7	10		7,2	7	6,5	5,5	4	2	-	-	105781	105784
Vigila 500	3,7	0,85	0,6	0,8	10		10,4	10	9	8	6,8	5	3	1,8	105787	105790

Performance curve at 2900 rpm



Dimension and weight

Model	A	B	C	D	E	F	G	H	Kg
Vigila 200	392	320	353	72	1 1/4"	214	291	201	4,5
Vigila 350	444	372	405	124	1 1/4"	214	291	201	6,7
Vigila 500	444	372	405	124	1 1/4"	214	291	201	7,1

