ESPA

# CATALOGUE 2025

ESPA UK



### The best materials for your pump

Long service life thanks to research to improve the quality of materials and manufacturing processes.

### From raw material to finished product

Our integrated production chain ensures efficient control of the production process, from sourcing to final distribution.

### Sustainability and durability

Our pumps are strong and reliable, not only because of the durability of the materials and the solidity of their manufacture, but also because of the availability of spare parts and the network of technical services.

### All our pumps are recyclable

95% of the components in our product range are recyclable.

Born in
**1962**

**+60 years** of growth in the industry

Design, production and **distribution**

**95%**

Made in
**Europe**

Reach up to **+100 countries**

Essence, soul and **identity**

**10 subsidiaries**
join us

# Our applications

## Groundwater
Long-term solutions

Extraction of water from wells, tanks or natural sources, using pumps which ensure a constant, reliable flow, facilitating the initial supply for domestic, residential or agricultural facilities.

## Supply
Water when and where you need it

Transportation and distribution of water from source to the point of use, ensuring a stable, sufficient flow pressure in homes, communities or industries, deploying equipment designed for speedy installation and reduced maintenance.

ESPA

# Recirculation and filtration

## The perfect duo to ensure ever clean water

Systems that keep water in continuous movement and free of impurities, accompanied by filtering processes to maintain its quality and cleanliness and optimal usage conditions. Essential for swimming pools, spas or closed circuits such as heating, with compact and easy-to-install solutions.

# Evacuation

## Say goodbye to water, say hello to efficiency

Controlled drainage and disposal of residual, storm or surplus water, using equipment that guarantees safe and efficient evacuation in domestic, commercial or industrial applications.

With more than 60 years of experience, we have promoted with dedication the path towards more conscious and efficient water management, promoting responsible consumption and the ingenious use of this vital resource.

ESPA | www.espa.com

ESPA

## GROUNDWATER


### › Submersibles
10 Acuaria 07S
11 Acuaria 17
12 Acuaria 27
13 Acuaria 37
14 Acuaria 57
15 Vigilarain

### › Submersible wet ends and motors
16 ES4
21 Motor 4WM PM 4”


## SUPPLY


### › Horizontal surface
24 Delta
25 Aspri 15
26 Aspri 20
27 Aspri 25
28 Aspri 35
29 Aspri 45
30 Tecno 05
31 Tecno 15
32 Tecno 25

### › Vertical surface
33 Multi 25
34 Multi 35
35 Multi 55
36 VE 94
37 VE 121
38 Multi VS 05
39 Multi VS 10
40 Multi VS 15
41 Multi VS 20

### › Automation devices
43 Pressdrive
44 Pressdrive 05
45 Speedrive V2

### › Booster
46 Tecnopres
47 Acuapres S
48 Tecnoplus 15
49 Tecnoplus 25
50 Sub-tank FS
51 Sub-tank VS
52 CKE 1
53 CKE 2 Prisma
54 CKE 2
56 CKE 3
58 CKE 4


## RECIRCULATION AND FILTRATION


### › Recirculation
62 Silen I
63 Silen S
64 Silen S2
65 Noxsalt
66 Noxsalt plus
67 Noxplus
68 Noxplus 2
69 Silenplus 1
70 Silenplus 2
71 Silenplus 3

### › Filtration
72 Filterkit Base
73 Filterkit Plus

### › Cleaning
74 Multipool

### › Counter-current
75 Nadorself

### › Whirlpool and spa
76 Tiper
77 Wiper
78 Wiper 3

### › Other applications
79 Piscis


## EVACUATION


### › Drainage
82 Vigila
83 Vigilex
84 Vigicor
85 Drain 100
86 Drainex 100
87 Drainex 200
89 Drainex 300
91 Drainex 400
93 Drainex 500
95 Drainex 600
97 Draincor
99 Drainbox


## ACCESSORIES


102 CIMM vessels
103 Accessories


## INFORMATION


106 Regulations

ESPA

# Groundwater

Long-term solutions

# Acuaria 07S **Groundwater** | Submersibles

## Submersible monoblock centrifugal multistage pump for water supply

### Applications
Pumping of clean water for domestic, industrial, agricultural and gardening purposes.
Suitable for open wells, ponds and tanks.

### Materials
Pump body, suction, discharge, filter and impellers in AISI 304.
Pump shaft in AISI 431.
Diffusers in technopolymer.
Double mechanical seal.
O-rings in NBR/EPDM.

### Equipment
Check valve not included.
Model MA with float switch.
Model M/T without float switch.
Cable, plug and capacitor: see table.

### Motor
Asynchronous 2 poles.
IPX8 protection.
Class F insulation.
Continuous operation.
Water cooled motor.
Single phase motor with built-in thermal protection.

### Range of use
Maximum water temperature 40 °C.
Maximum submersion 12m.

Model MA

Model M/T

Stainless steel impellers | External capacitor (optional) | Quiet | Pressure up to 70 m | Flow rate up to 65 l/min

### Features table

| Model | I [A] | | P1 [kW] | | P2 | | c [µF] | l/min | 10 | 20 | 30 | 40 | 50 | 60 | 65 |
|---|---|---|---|---|---|---|---|---|---|---|---|---|---|---|---|
| | 1~ 230V | 3~ 400V | 1~ | 3~ | [kW] | [HP] | | m³/h | 0,6 | 1,2 | 1,8 | 2,4 | 3,0 | 3,6 | 3,9 |
| Acuaria 07S 3 | 2,9 | - | 0,65 | - | 0,5 | 0,65 | 12 | mwc | 33 | 29 | 26 | 21 | 15 | 8 | 4 |
| Acuaria 07S 4 | 4 | 1,5 | 0,9 | 0,8 | 0,55 | 0,75 | 12 | | 41 | 37 | 32 | 26 | 19 | 10 | 6 |
| Acuaria 07S 5 | 4,7 | 2,2 | 1 | 1 | 0,75 | 1 | 12 | | 50 | 46 | 40 | 32 | 23 | 13 | 8 |
| Acuaria 07S 6 | 6,2 | 2,2 | 1,2 | 1,1 | 0,9 | 1,2 | 12 | | 60 | 55 | 47 | 37 | 26 | 15 | 9 |
| Acuaria 07S 7 | 6,5 | 2,4 | 1,25 | 1,3 | 1,1 | 1,5 | 12 | | 70 | 64 | 55 | 44 | 31 | 18 | 11 |

| Model | Code with internal capacitor and 15m of cable with plug type F. | | Code CEXT with external capacitor without capacitor box and 15m of cable without plug. | | Code |
|---|---|---|---|---|---|
| | 1~230V (Model M) | 1~230V (Model MA) | 1~230V (Model M CEXT) | 1~230V (Model MA CEXT) | 3~400V (Model T) |
| Acuaria 07S 3 | 00209123 | 00209078 | - | - | - |
| Acuaria 07S 4 | 00209122 | 00209079 | - | - | 00209194 |
| Acuaria 07S 5 | 00209124 | 00209080 | - | - | 00209196 |
| Acuaria 07S 6 | 00209125 | 00209081 | - | - | 00209340 |
| Acuaria 07S 7 | - | - | 00209134 | 00209082 | 00209344 |

### Performance curve at 2900 rpm

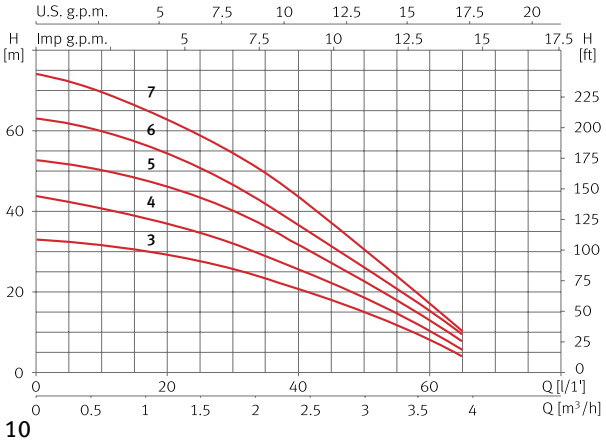


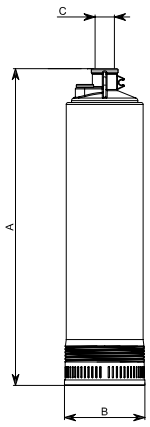


### Dimension and weight

| Model | A | B | C | Kg |
|---|---|---|---|---|
| Acuaria 07S 3 | 479 | 125 | 1" | 10 |
| Acuaria 07S 4 | 502 | 125 | 1" | 10,6 |
| Acuaria 07S 5 | 526 | 125 | 1" | 11,5 |
| Acuaria 07S 6 | 569 | 125 | 1" | 12,4 |
| Acuaria 07S 7 | 593 | 125 | 1" | 12,6 |

# Acuaria 17 **Groundwater** | Submersibles

## Submersible monoblock centrifugal multistage pump for water supply

### Applications
Pumping of clean water for domestic, industrial, agricultural and gardening purposes.
Suitable for open wells, ponds and tanks.

### Materials
Pump body, suction, discharge, filter and impellers in AISI 304.
Pump shaft in AISI 431.
Diffusers in technopolymer.
Double mechanical seal.
O-rings in NBR/EPDM.

### Equipment
Check valve not included.
Model MA with float switch.
Model M/T without float switch.
15m of cable without plug.
External capacitor.

### Motor
Asynchronous 2 poles.
IPX8 protection.
Class F insulation.
Continuous operation.
Water cooled motor.
Single phase motor with built-in thermal protection.

### Range of use
Maximum water temperature 40 °C.
Maximum submersion 12m.

Model MA

Model M/T

Stainless steel impellers | External capacitor | Quiet | Pressure up to 95 m | Flow rate up to 85 l/min

### Features table

| Model | I [A] | | P1 [kW] | | P2 | | c [µF] | l/min | 10 | 20 | 30 | 40 | 50 | 60 | 80 | 85 | Code | | |
|---|---|---|---|---|---|---|---|---|---|---|---|---|---|---|---|---|---|---|---|
| | 1~ 230V | 3~ 400V | 1~ | 3~ | [kW] | [HP] | | m³/h | 0,6 | 1,2 | 1,8 | 2,4 | 3,0 | 3,6 | 4,8 | 5,1 | 1~230V (Model M) | 1~230V (Model MA) | 3~400V (Model T) |
| Acuaria 17 5 | 7,4 | 2,6 | 1,6 | 1,5 | 0,9 | 1,2 | 16 | mwc | 67 | 65 | 62 | 55 | 48 | 39 | 18 | 12 | 00096265 | 00096266 | 00096251 |
| Acuaria 17 7 | 10,7 | 3,8 | 2,2 | 2,1 | 1,5 | 2 | 25 | | 94 | 90 | 85 | 78 | 69 | 58 | 30 | 22 | 00096282 | 00096283 | 00096275 |

### Performance curve at 2900 rpm

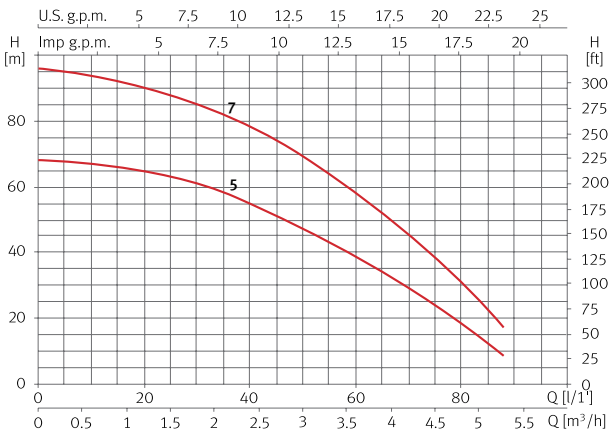


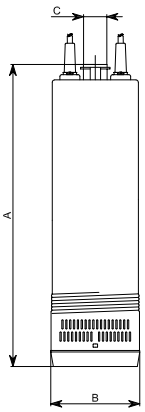


### Dimension and weight

| Model | A | B | C | Kg |
|---|---|---|---|---|
| Acuaria 17 5 | 554 | 138 | 1" | 19,8 |
| Acuaria 17 7 | 646 | 138 | 1" | 24 |

# Acuaria 27 **Groundwater** | Submersibles

## Submersible monoblock centrifugal multistage pump for water supply

### Applications
Pumping of clean water for domestic, industrial, agricultural and gardening purposes.
Suitable for open wells, ponds and tanks.

### Materials
Pump body, suction, discharge, filter and impellers in AISI 304.
Pump shaft in AISI 431.
Diffusers in technopolymer.
Double mechanical seal.
O-rings in NBR/EPDM.

### Equipment
Check valve not included.
Model MA with float switch.
Model M/T without float switch.
15m of cable without plug.
External capacitor.

### Motor
Asynchronous 2 poles.
IPX8 protection.
Class F insulation.
Continuous operation.
Water cooled motor.
Single phase motor with built-in thermal protection.

### Range of use
Maximum water temperature 40 °C..
Maximum submersion 12m.

Model MA

Model M/T

Stainless steel impellers | External capacitor | Quiet | Pressure up to 70 m | Flow rate up to 120 l/min

### Features table

| Model | I [A] | | P1 [kW] | | P2 | | c [µF] | l/min | 20 | 30 | 40 | 50 | 60 | 80 | 100 | 120 | Code | | |
|---|---|---|---|---|---|---|---|---|---|---|---|---|---|---|---|---|---|---|---|
| | 1~ 230V | 3~ 400V | 1~ | 3~ | [kW] | [HP] | | m³/h | 1,2 | 1,8 | 2,4 | 3,0 | 3,6 | 4,8 | 6,0 | 7,2 | 1~230V (Model M) | 1~230V (Model MA) | 3~400V (Model T) |
| Acuaria 27 4 | 7 | 2,5 | 1,5 | 1,4 | 1,25/0,9 | 1,2 | 16 | mwc | 43 | 42 | 41 | 39 | 38 | 31 | 23 | 14 | 00096342 | 00096343 | 00096328 |
| Acuaria 27 6 | 10,8 | 3,8 | 2,2 | 2,1 | 2/1,5 | 2 | 25 | | 68 | 66 | 64 | 61 | 57 | 47 | 36 | 24 | 00096359 | 00096360 | 00096352 |

### Performance curve at 2900 rpm

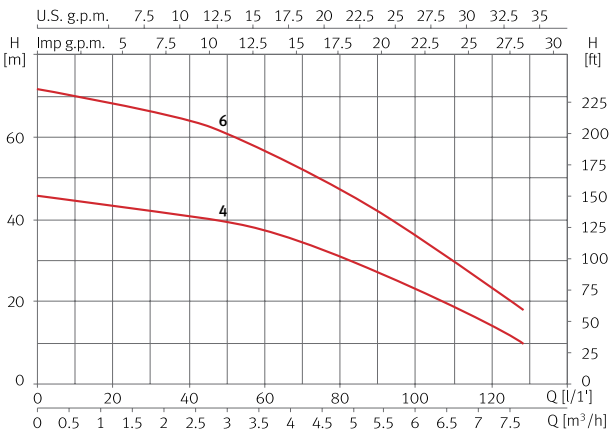


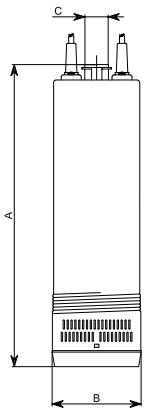


### Dimension and weight

| Model | A | B | C | Kg |
|---|---|---|---|---|
| Acuaria 27 4 | 552 | 138 | 1" | 20 |
| Acuaria 27 6 | 665 | 138 | 1" | 24 |

# Acuaria 37 **Groundwater** | Submersibles

## Submersible monoblock centrifugal multistage pump for water supply

### Applications
Pumping of clean water for domestic, industrial, agricultural and gardening purposes.
Suitable for open wells, ponds and tanks.

### Materials
Pump body, filter and impellers in AISI 304.
Suction and discharge in cast iron.
Pump shaft in AISI 431.
Diffusers in technopolymer.
Double mechanical seal.
O-rings in NBR/EPDM.

### Equipment
Check valve not included.
15m of cable without plug.
External capacitor.

### Motor
Asynchronous 2 poles.
IPX8 protection.
Class F insulation.
Continuous operation.
Water cooled motor.
Single phase motor with built-in thermal protection.

### Range of use
Maximum water temperature 40 °C.
Maximum submersion 12m.

Stainless steel impellers | External capacitor | Quiet | Pressure up to 85 m | Flow rate up to 175 l/min

### Features table

| Model | I [A] | | P1 [kW] | | P2 | | c [µF] | l/min | 12 | 40 | 60 | 100 | 120 | 140 | 160 | Code | |
|---|---|---|---|---|---|---|---|---|---|---|---|---|---|---|---|---|---|
| | 1~ 230V | 3~ 400V | 1~ | 3~ | [kW] | [HP] | | m³/h | 1,2 | 2,4 | 3,6 | 6,0 | 7,2 | 8,4 | 8,6 | 1~230V (Model M) | 3~400V (Model T) |
| Acuaria 37 4 | 9,2 | 3,3 | 2 | 1,9 | 1,1 | 1,5 | 30 | mwc | 56 | 53 | 51 | 41 | 35 | 29 | 22 | 00135380 | 00135379 |
| Acuaria 37 6 | - | 5,3 | - | 3 | 2,2 | 3 | - | | 85 | 81 | 77 | 65 | 56 | 46 | 37 | - | 00135381 |

### Performance curve at 2900 rpm

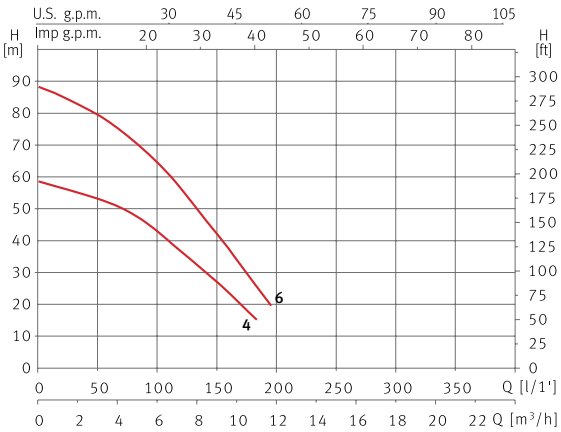


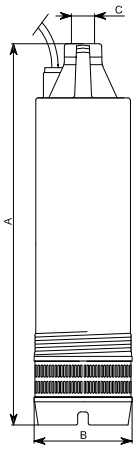


### Dimension and weight

| Model | A | B | C | Kg |
|---|---|---|---|---|
| Acuaria 37 4 | 623 | 152 | 1 1/2" | 27,6 |
| Acuaria 37 6 | 672 | 152 | 1 1/2" | 30,6 |

# Acuaria 57 **Groundwater** | Submersibles

## Submersible monoblock centrifugal multistage pump for water supply

### Applications
Pumping of clean water for domestic, industrial, agricultural and gardening purposes.
Suitable for open wells, ponds and tanks.

### Materials
Pump body, filter and impellers in AISI 304.
Suction and discharge in cast iron.
Pump shaft in AISI 431.
Diffusers in technopolymer.
Double mechanical seal.
O-rings in NBR/EPDM.

### Equipment
Check valve not included.
15m of cable without plug.

### Motor
Asynchronous 2 poles.
IPX8 protection.
Class F insulation.
Continuous operation.
Water cooled motor.

### Range of use
Maximum water temperature 40 °C.
Maximum submersion 12m.

Stainless steel impellers

Quiet

Pressure up to 55 m

Flow rate up to 350 l/min

### Features table

| Model | I [A] | P1 [kW] | P2 | | l/min | 50 | 100 | 150 | 200 | 250 | 300 | 350 | Code |
|---|---|---|---|---|---|---|---|---|---|---|---|---|---|
| | 3~ 400V | 3~ | [kW] | [HP] | m³/h | 3,0 | 6,0 | 9,0 | 12 | 15 | 18 | 21 | 3~400V (Model T) |
| Acuaria 57 4 | 5,4 | 3 | 2,2 | 3 | mwc | 53 | 48 | 42 | 38 | 32 | 23 | 12 | 00135382 |

### Performance curve at 2900 rpm

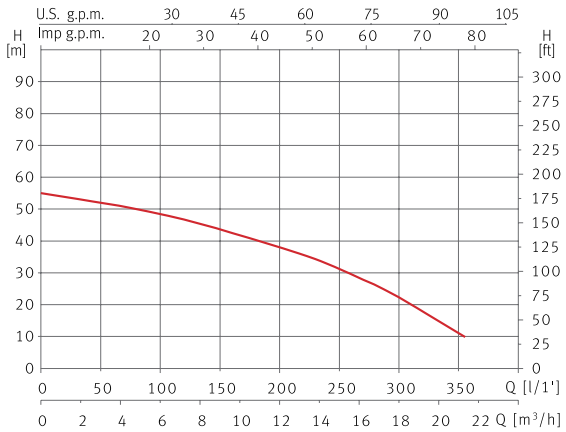


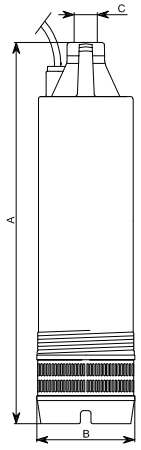


### Dimension and weight

| Model | A | B | C | Kg |
|---|---|---|---|---|
| Acuaria 57 4 | 684 | 152 | 1 1/2" | 30,6 |

# Vigilarain **Groundwater** | Submersibles

## Submersible monoblock centrifugal multistage pump for water supply

### Applications
Pumping of recovered rainwater for domestic and gardening use.
Suitable for tanks and cisterns.

### Materials
Pump body in AISI 304.
Pump shaft in AISI 420.
Suction in technopolymer.
Impeller in technopolymer reinforced with steel.
Mechanical seal.
O-rings in NBR/EPDM.

### Equipment
Float switch and 10m of cable with plug type F.
Internal capacitor.

### Motor
Asynchronous 2 poles.
IPX8 protection.
Continuous operation.
Class F insulation.
Built-in thermal protection.

### Range of use
Maximum water temperature 40 °C.
Maximum submersion 7m.

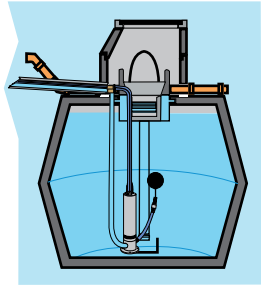

Flow rate up to 250 l/min

Rainwater harvesting

### Features table

| Model | I [A] | P1 [kW] | P2 | | c [µF] | l/min | 25 | 50 | 100 | 150 | 200 | 250 | Code |
|---|---|---|---|---|---|---|---|---|---|---|---|---|---|
| | 1~ 230V | 1~ | [kW] | [HP] | | m³/h | 1,5 | 3 | 6 | 9 | 12 | 15 | 1~230V (Model MA) |
| Vigilarain | 5 | 1,1 | 0,9 | 1,2 | 16 | mwc | 13 | 12,5 | 11,5 | 9,5 | 7 | 3 | 00097820 |

### Performance curve at 2900 rpm

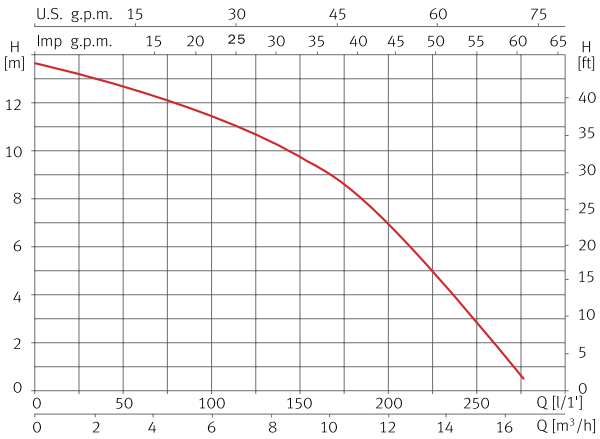


### Dimension and weight

| Model | A | B | C | D | Kg |
|---|---|---|---|---|---|
| Vigilarain | 511 | 464 | 194 | 1 1/4" | 14,8 |

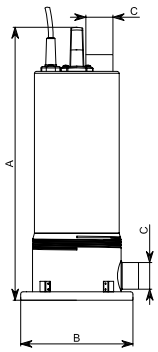

## Submersible 4” wet end

### Applications
Assembled on a motor, pumping of clean water for domestic, industrial, agricultural and gardening purposes. Suitable for boreholes.

### Materials
Pump body, suction, discharge and pump shaft in AISI 304.
Diffusers and floating impellers in technopolymer.
O-rings in NBR/EPDM.

### Equipment
Built-in check valve.
Joint kit according to regulation NEMA MG1-18.388.

### Range of use
Maximum water temperature 40 °C.
Maximum quantity of sand in suspension 100 g/m³.

### Features table, performance curve at 2900 rpm, dimension and weight

| Model | P2 | | l/min | 0 | 5 | 10 | 15 | 20 | 25 | Code |
|---|---|---|---|---|---|---|---|---|---|---|
| | [kW] | [HP] | m³/h | 0 | 0,3 | 0,6 | 0,9 | 1,2 | 1,5 | |
| ES4 01 19 | 0,55 | 0,75 | mwc | 126 | 118 | 105 | 86 | 60 | 30 | 00157698 |
| ES4 01 26 | 0,75 | 1 | | 173 | 160 | 141 | 117 | 81 | 39 | 00157699 |
| ES4 01 38 | 1,1 | 1,5 | | 253 | 234 | 208 | 169 | 117 | 52 | 00157700 |

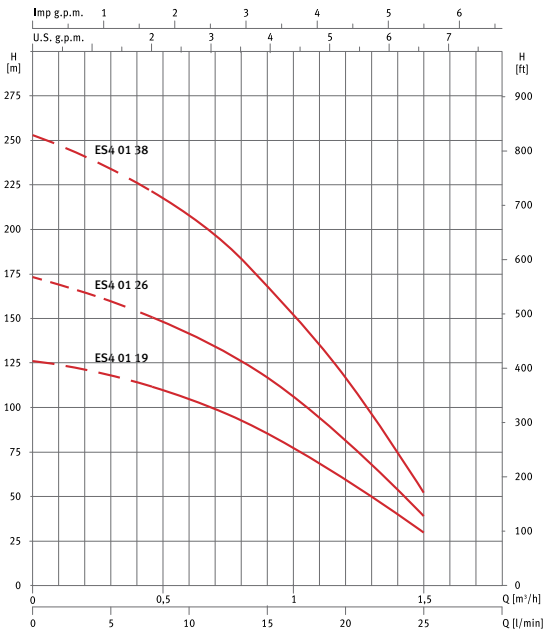


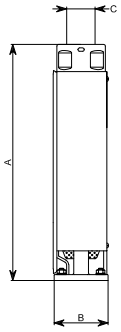


| Model | A | B | C | Kg |
|---|---|---|---|---|
| ES4 01 19 | 481 | 98 | 1 1/4" | 4,7 |
| ES4 01 26 | 642 | 98 | 1 1/4" | 5,8 |
| ES4 01 38 | 864 | 98 | 1 1/4" | 8,2 |

## Features table, performance curve at 2900 rpm, dimension and weight

| Model | P2 | | l/min | 0 | 20 | 25 | 30 | 40 | 50 | Code |
|---|---|---|---|---|---|---|---|---|---|---|
| | [kW] | [HP] | m³/h | 0 | 1,2 | 1,5 | 1,8 | 2,4 | 3,0 | |
| ES4 02 10 | 0,55 | 0,75 | mwc | 69 | 63 | 60 | 55 | 44 | 29 | 00157703 |
| ES4 02 14 | 0,75 | 1 | | 92 | 83 | 79 | 74 | 60 | 42 | 00157704 |
| ES4 02 20 | 1,1 | 1,5 | | 139 | 127 | 120 | 111 | 90 | 60 | 00157705 |
| ES4 02 28 | 1,5 | 2 | | 193 | 176 | 167 | 155 | 125 | 83 | 00162589 |

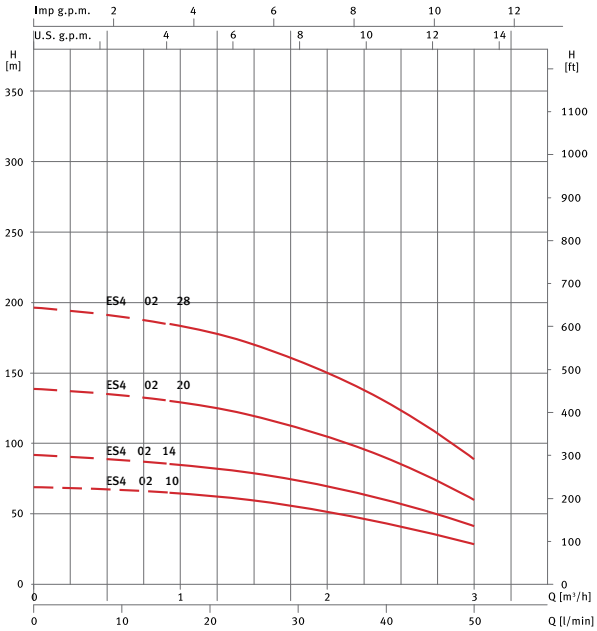


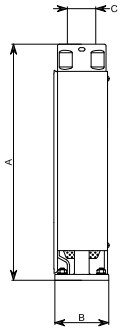


| Model | A | B | C | Kg |
|---|---|---|---|---|
| ES4 02 10 | 324 | 98 | 1 1/4" | 3,3 |
| ES4 02 14 | 394 | 98 | 1 1/4" | 3,9 |
| ES4 02 20 | 499 | 98 | 1 1/4" | 4,9 |
| ES4 02 28 | 640 | 1090 | 1 1/4" | 6,2 |

## Features table, performance curve at 2900 rpm, dimension and weight

| Model | P2 | | l/min | 0 | 20 | 30 | 40 | 50 | 70 | Code |
|---|---|---|---|---|---|---|---|---|---|---|
| | [kW] | [HP] | m³/h | 0 | 1,2 | 1,8 | 2,4 | 3,0 | 4,2 | |
| ES4 03 11 | 0,75 | 1 | mwc | 72 | 68 | 64 | 58 | 49 | 26 | 00157708 |
| ES4 03 16 | 1,1 | 1,5 | | 106 | 101 | 95 | 83 | 70 | 33 | 00157709 |
| ES4 03 21 | 1,5 | 2 | | 142 | 135 | 127 | 115 | 100 | 49 | 00157710 |
| ES4 03 32 | 2,2 | 3 | | 208 | 200 | 187 | 165 | 138 | 62 | 00157711 |

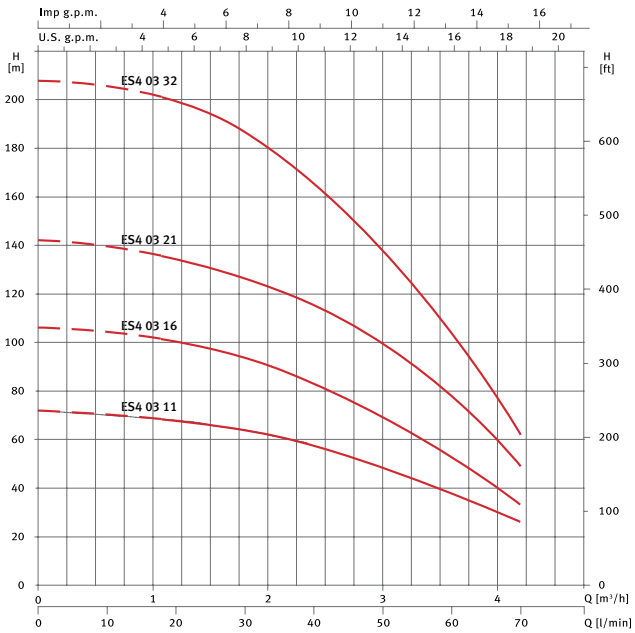


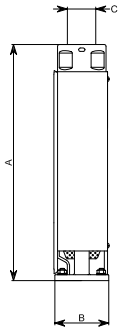


| Model | A | B | C | Kg |
|---|---|---|---|---|
| ES4 03 11 | 342 | 98 | 1 1/4" | 3,4 |
| ES4 03 16 | 430 | 98 | 1 1/4" | 4,2 |
| ES4 03 21 | 519 | 98 | 1 1/4" | 5,0 |
| ES4 03 32 | 749 | 98 | 1 1/4" | 7,1 |

## Features table, performance curve at 2900 rpm, dimension and weight

| Model | P2 | | l/min | 0 | 40 | 50 | 70 | 90 | 100 | Code |
|---|---|---|---|---|---|---|---|---|---|---|
| | [kW] | [HP] | m³/h | 0 | 2,4 | 3,0 | 4,2 | 5,4 | 6,0 | |
| ES4 04 08 | 0,75 | 1 | mwc | 51 | 46 | 43 | 35 | 24 | 18 | 00157714 |
| ES4 04 12 | 1,1 | 1,5 | | 77 | 71 | 68 | 57 | 41 | 31 | 00157715 |
| ES4 04 16 | 1,5 | 2 | | 102 | 96 | 92 | 77 | 57 | 46 | 00157716 |
| ES4 04 24 | 2,2 | 3 | | 151 | 139 | 132 | 111 | 80 | 62 | 00157717 |
| ES4 04 32 | 3 | 4 | | 203 | 185 | 175 | 146 | 105 | 80 | 00157718 |
| ES4 04 44 | 4 | 5,5 | | 278 | 260 | 247 | 210 | 159 | 127 | 00157720 |

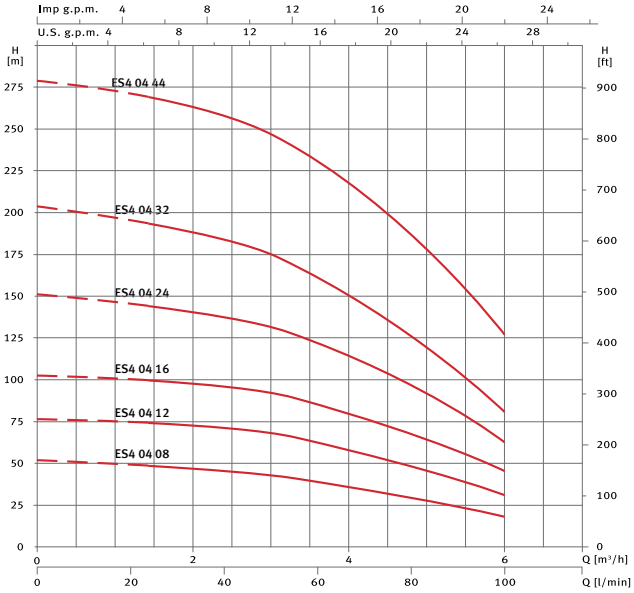


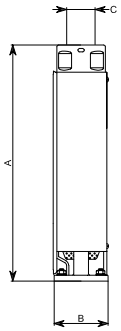


| Model | A | B | C | Kg |
|---|---|---|---|---|
| ES4 04 08 | 345 | 98 | 1 1/4" | 3,3 |
| ES4 04 12 | 433 | 98 | 1 1/4" | 4,1 |
| ES4 04 16 | 542 | 98 | 1 1/4" | 5,0 |
| ES4 04 24 | 777 | 98 | 1 1/4" | 6,6 |
| ES4 04 32 | 965 | 98 | 1 1/4" | 8,7 |
| ES4 04 44 | 1296 | 98 | 1 1/4" | 11,2 |

## Features table, performance curve at 2900 rpm, dimension and weight

| Model | P2 | | l/min | 0 | 50 | 70 | 90 | 120 | 140 | Code |
|---|---|---|---|---|---|---|---|---|---|---|
| | [kW] | [HP] | m³/h | 0 | 3,0 | 4,2 | 5,4 | 7,2 | 8,4 | |
| ES4 06 07 | 0,75 | 1 | mwc | 42 | 36 | 32 | 28 | 19 | 11 | 00157721 |
| ES4 06 10 | 1,1 | 1,5 | | 62 | 53 | 48 | 41 | 29 | 18 | 00157722 |
| ES4 06 14 | 1,5 | 2 | | 90 | 77 | 71 | 63 | 46 | 28 | 00157723 |
| ES4 06 20 | 2,2 | 3 | | 125 | 107 | 97 | 86 | 62 | 40 | 00157724 |
| ES4 06 27 | 3 | 4 | | 169 | 145 | 131 | 115 | 84 | 55 | 00157725 |
| ES4 06 36 | 4 | 5,5 | | 221 | 190 | 173 | 154 | 112 | 72 | 00157727 |

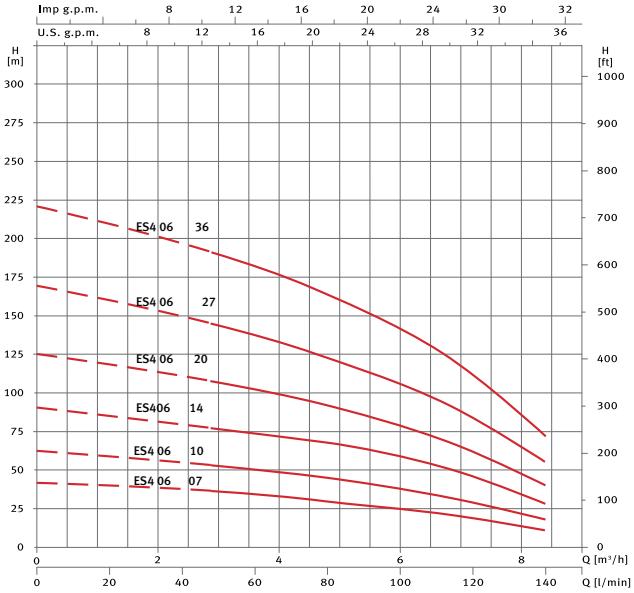


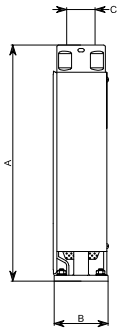


| Model | A | B | C | Kg |
|---|---|---|---|---|
| ES4 06 07 | 390 | 98 | 2" | 3,7 |
| ES4 06 10 | 483 | 98 | 2" | 4,6 |
| ES4 06 14 | 607 | 98 | 2" | 5,7 |
| ES4 06 20 | 831 | 98 | 2" | 7,5 |
| ES4 06 27 | 1048 | 98 | 2" | 9,6 |
| ES4 06 36 | 1318 | 98 | 2" | 12,2 |

## Features table, performance curve at 2900 rpm, dimension and weight

| Model | P2 | | l/min | 0 | 80 | 100 | 140 | 180 | 200 | Code |
|---|---|---|---|---|---|---|---|---|---|---|
| | [kW] | [HP] | m³/h | 0 | 4,8 | 6,0 | 8,4 | 10,8 | 12 | |
| ES4 08 06 | 1,1 | 1,5 | mwc | 39 | 36 | 34 | 29 | 22 | 17 | 00157730 |
| ES4 08 08 | 1,5 | 2 | | 52 | 48 | 46 | 39 | 29 | 24 | 00157731 |
| ES4 08 13 | 2,2 | 3 | | 82 | 75 | 71 | 59 | 40 | 30 | 00157732 |
| ES4 08 17 | 3 | 4 | | 108 | 98 | 94 | 79 | 58 | 46 | 00157733 |
| ES4 08 23 | 4 | 5,5 | | 148 | 134 | 127 | 108 | 79 | 60 | 00157735 |
| ES4 08 32 | 5,5 | 7,5 | | 202 | 182 | 172 | 143 | 105 | 80 | 00157736 |

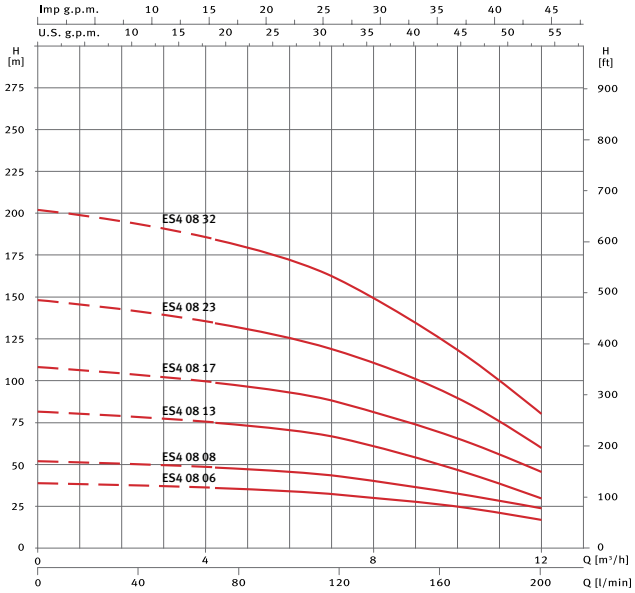


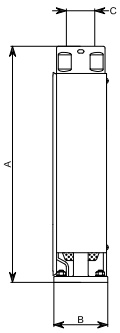


| Model | A | B | C | Kg |
|---|---|---|---|---|
| ES4 08 06 | 356 | 98 | 2" | 3,4 |
| ES4 08 08 | 418 | 98 | 2" | 4,0 |
| ES4 08 13 | 573 | 98 | 2" | 5,5 |
| ES4 08 17 | 697 | 98 | 2" | 6,6 |
| ES4 08 23 | 921 | 98 | 2" | 8,4 |
| ES4 08 32 | 1238 | 98 | 2" | 11,0 |

## Features table, performance curve at 2900 rpm, dimension and weight

| Model | P2 | | l/min | 0 | 100 | 140 | 180 | 220 | 260 | Code |
|---|---|---|---|---|---|---|---|---|---|---|
| | [kW] | [HP] | m³/h | 0 | 6,0 | 8,4 | 10,8 | 13,2 | 15,6 | |
| ES4 12 07 | 1,5 | 2 | mwc | 45 | 37 | 33 | 28 | 22 | 14 | 00157737 |
| ES4 12 10 | 2,2 | 3 | | 64 | 54 | 48 | 41 | 32 | 20 | 00157738 |
| ES4 12 14 | 3 | 4 | | 89 | 76 | 67 | 56 | 43 | 28 | 00157739 |
| ES4 12 19 | 4 | 5,5 | | 120 | 102 | 91 | 76 | 58 | 37 | 00157741 |
| ES4 12 26 | 5,5 | 7,5 | | 163 | 136 | 120 | 100 | 75 | 48 | 00157742 |

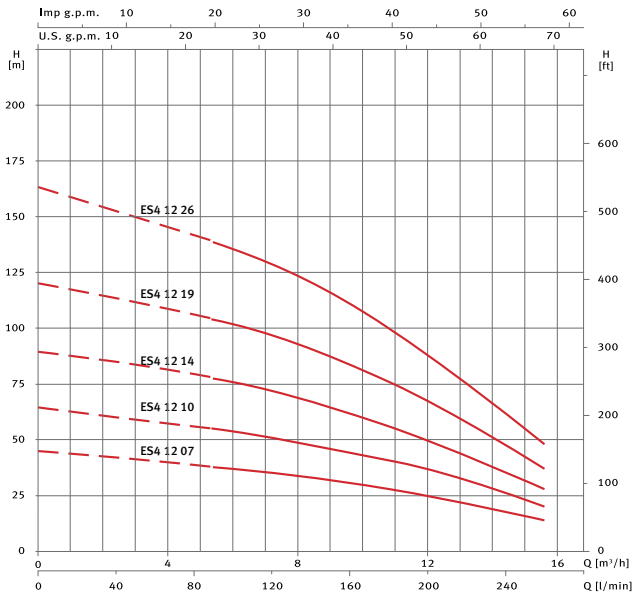


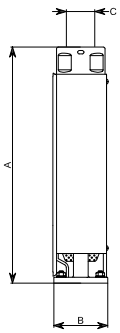


| Model | A | B | C | Kg |
|---|---|---|---|---|
| ES4 12 07 | 534 | 98 | 2" | 5,3 |
| ES4 12 10 | 690 | 98 | 2" | 6,7 |
| ES4 12 14 | 989 | 98 | 2" | 8,6 |
| ES4 12 19 | 1195 | 98 | 2" | 11,0 |
| ES4 12 26 | 1559 | 98 | 2" | 14,3 |

## Features table, performance curve at 2900 rpm, dimension and weight

| Model | P2 | | l/min | 0 | 140 | 200 | 260 | 320 | 400 | Code |
|---|---|---|---|---|---|---|---|---|---|---|
| | [kW] | [HP] | m³/h | 0 | 8,4 | 12 | 15,6 | 19,2 | 24 | |
| ES4 16 08 | 2,2 | 3 | mwc | 51 | 41 | 35 | 29 | 22 | 12 | 00157743 |
| ES4 16 11 | 3 | 4 | | 70 | 57 | 49 | 41 | 31 | 18 | 00157744 |
| ES4 16 13 | 4 | 5,5 | | 81 | 67 | 58 | 48 | 38 | 22 | 00157745 |
| ES4 16 15 | 4 | 5,5 | | 97 | 79 | 69 | 58 | 46 | 27 | 00157746 |
| ES4 16 20 | 5,5 | 7,5 | | 125 | 102 | 89 | 74 | 60 | 37 | 00157747 |

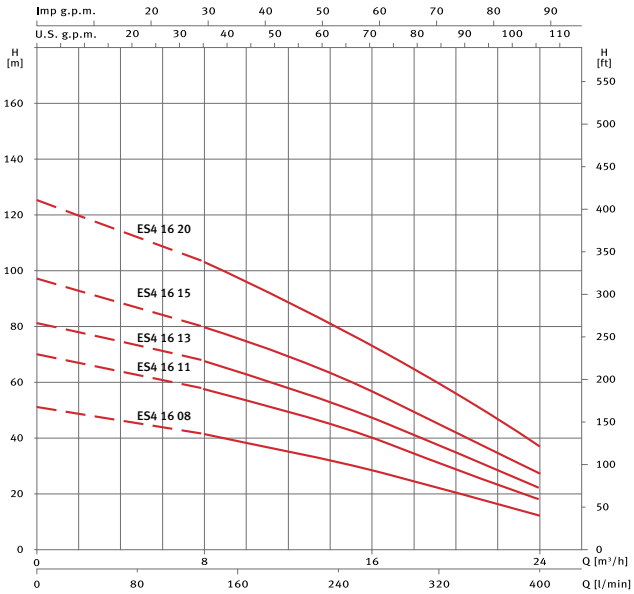


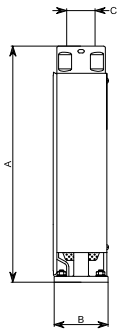


| Model | A | B | C | Kg |
|---|---|---|---|---|
| ES4 16 08 | 676 | 98 | 2” | 6,3 |
| ES4 16 11 | 880 | 98 | 2” | 8,1 |
| ES4 16 13 | 1013 | 98 | 2” | 9,3 |
| ES4 16 15 | 1149 | 98 | 2” | 10,5 |
| ES4 16 20 | 1489 | 98 | 2” | 13,5 |

## Submersible motor for 4” wet end

### Applications
To be assembled on 4” submersible wet end.

### Materials
Motor casing and shaft in AISI 304.
O-rings in NBR/EPDM.

### Equipment
Cable without plug (see table).
4” NEMA flange.

### Motor
Asynchronous 2 poles.
IP68 protection.
Class F insulation.
Continuous operation.
Water cooled encapsulated PSC motors.
Single phase motor with built-in thermal protection.

### Limitations
Maximum water temperature 35 °C.
Maximum submersion 300m.
30 starts per hour.

### Features table

| Model | I [A] | | P2 | | c [µF] | Length [mm] | | Weigth [Kg] | | Cable lenght [m] | Cable section [mm²] | Code | |
|---|---|---|---|---|---|---|---|---|---|---|---|---|---|
| | 1~ 230V | 3~ 400V | [kW] | [HP] | | 1~ | 3~ | 1~ | 3~ | | | 1~230V (Model M) | 3~400V (Model T) |
| 4WM 050 | 3,2 | 1,3 | 0,37 | 0,5 | 20 | 260 | 240 | 7,8 | 7,2 | 1,7 | 4 x 1,5 | 00830103 | 00830119 |
| 4WM 075 | 4,2 | 1,6 | 0,55 | 0,75 | 25 | 280 | 260 | 8,4 | 7,8 | 1,7 | 4 x 1,5 | 00830104 | 00830120 |
| 4WM 100 | 5,8 | 2,2 | 0,75 | 1 | 35 | 306 | 280 | 9,2 | 8,4 | 1,7 | 4 x 1,5 | 00830105 | 00830121 |
| 4WM 150 | 7,8 | 3,1 | 1,1 | 1,5 | 40 | 351 | 306 | 10,5 | 9,2 | 1,7 | 4 x 1,5 | 00830106 | 00830122 |
| 4WM 200 | 10,4 | 3,9 | 1,5 | 2 | 60 | 386 | 351 | 11,6 | 10,5 | 1,7 | 4 x 1,5 | 00830107 | 00830123 |
| 4WM 300 | 14,8 | 5,4 | 2,2 | 3 | 70 | 441 | 386 | 13,3 | 11,6 | 1,7 | 4 x 1,5 | 00830108 | 00830124 |
| 4WM 400 | - | 7,6 | 3 | 4 | - | - | 441 | - | 19,8 | 1,7 | 4 x 1,5 | - | 00830125 |
| 4WM 500 | 21,8 | - | 3,7 | 5 | 100+250/300 | 654 | - | 27,8 | - | 2,7 | 4 x 2 | 00830109 | - |
| 4WM 550 | - | 9,9 | 4 | 5,5 | - | - | 544 | - | 23,2 | 2,7 | 4 x 2 | - | 00830126 |
| 4WM 750 | - | 12,7 | 5,5 | 7,5 | - | - | 654 | - | 27,8 | 2,7 | 4 x 2 | - | 00830127 |

### Resin joint for cables of submersible pumps

| Model | Cables [mm²] | Code |
|---|---|---|
| EC 10 | us to 4 x 10 | 00103079 |
| EC 25 | us to 4 x 25 | 00103080 |

ESPA

# Supply

Water when
and where
you need it

# Delta **Supply | Horizontal surface**

## Centrifugal single stage pump for water supply, self-priming up to 9m

### Applications
Pumping of clean water for domestic, industrial, agricultural and gardening purposes.
Self-priming up to 9m.

### Materials
Pump body in AISI 304.
Pump shaft in AISI 431.
Impeller and diffuser in technopolymer.
Mechanical seal.
Motor casing in aluminium.
O-rings in NBR/EPDM.

### Equipment
No cable.
Handle included.

### Motor
Asynchronous 2 poles.
IPX5 protection.
Class F insulation.
Single phase motor with built-in thermal protection.
Continuous operation.

### Range of use
Maximum water temperature 40 °C.

### Features table

| Model | I [A] | | | P1 [kW] | | P2 | | c [µF] | l/min | 5 | 15 | 25 | 35 | 40 | 50 | 60 | 75 | Code | |
|---|---|---|---|---|---|---|---|---|---|---|---|---|---|---|---|---|---|---|---|
| | 1~ 230V | 3~ 230V | 3~ 400V | 1~ | 3~ | [kW] | [HP] | | m³/h | 0,3 | 0,9 | 1,5 | 2,1 | 2,4 | 3,0 | 3,6 | 4,5 | 1~230V (Model M) | 3~230V/400V (Model T) |
| Delta 505 | 2,8 | - | - | 0,6 | - | 0,37 | 0,5 | 12 | mwc | 33 | 26 | 22 | 18 | 17 | 13 | - | - | 00146271 | - |
| Delta 755 | 3,4 | 2,6 | 1,3 | 0,8 | 0,8 | 0,55 | 0,75 | 12 | | 37 | 32 | 27 | 23 | 21 | 17 | - | - | 00146270 | 00146309 |
| Delta 1005 | 4,8 | 3,6 | 2,1 | 1 | 1 | 0,75 | 1 | 16 | | 47 | 40 | 34 | 29 | 27 | - | - | - | 00146018 | 00146061 |

### Performance curve at 2900 rpm

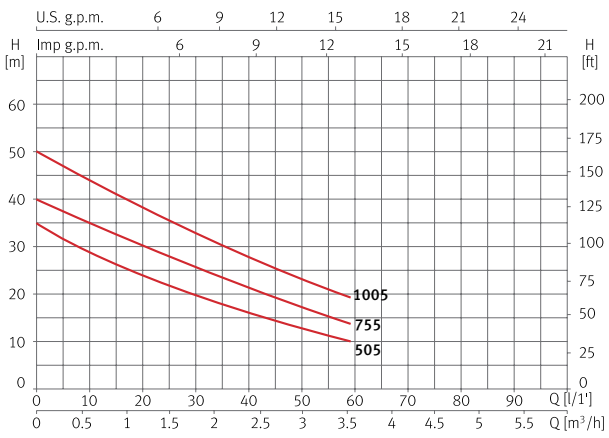


### Dimension and weight

| Model | A | B | C | D | E | F | G | H | I | Kg |
|---|---|---|---|---|---|---|---|---|---|---|
| Delta 505 | 336 | 215 | 22 | 200 | 1" | 78 | 126 | 94 | 147 | 6,8 |
| Delta 755 | 336 | 215 | 22 | 200 | 1" | 78 | 126 | 94 | 147 | 7,3 |
| Delta 1005 | 359 | 225 | 22 | 200 | 1" | 78 | 126 | 94 | 147 | 9,6 |

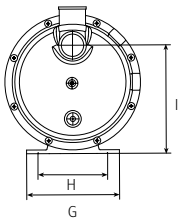


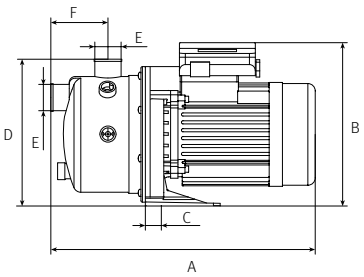

# Aspri 15 **Supply | Horizontal surface**

## Centrifugal multistage pump for water supply, self-priming up to 9m

### Applications
Pumping of clean water for domestic, industrial, agricultural and gardening purposes.
Silent.
Self-priming up to 9m.

### Materials
Pump body and impellers in AISI 304.
Pump shaft in AISI 431.
Diffusers in technopolymer.
Suction and discharge in cast iron with cataphoresis coating.
Mechanical seal.
Motor casing in aluminium.
O-rings in NBR/EPDM.

### Equipment
No cable (model B with 2m of cable with plug type F).

### Motor
Asynchronous 2 poles.
IPX5 protection.
Class F insulation.
Single phase motor with built-in thermal protection.
Continuous operation.

### Range of use
Maximum water temperature 40 °C.

Model B

Stainless steel impellers | Self-priming up to 9 m | High performance | Easy to maintain | Quiet | Pressure up to 50 m | Flow rate up to 65 l/min

### Features table

| Model | I [A] | | | P1 [kW] | | P2 | | c [µF] | l/min | 10 | 20 | 30 | 40 | 50 | 60 | Code | | | |
|---|---|---|---|---|---|---|---|---|---|---|---|---|---|---|---|---|---|---|---|
| | 1~ 230V | 3~ 230V | 3~ 400V | 1~ | 3~ | [kW] | [HP] | | m³/h | 0,6 | 1,2 | 1,8 | 2,4 | 3,0 | 3,6 | 1~230V (Model M) | 1~230V (Model B) | 3~230V/400V (Model T) | 3~230V/400V (Model B) |
| Aspri 15 3 | 2,8 | 2,1 | 1,2 | 0,61 | 0,61 | 0,37 | 0,5 | 12 | mwc | 32 | 30 | 26 | 22 | 17 | 11 | 00096415 | 00096419 | 00096412 | 00096413 |
| Aspri 15 4 | 3,6 | 2,3 | 1,3 | 0,79 | 0,79 | 0,55 | 0,75 | 12 | | 43 | 39 | 35 | 27 | 22 | 14 | 00096423 | 00096427 | 00096421 | 00096422 |
| Aspri 15 5 | 4,1 | 3,3 | 1,9 | 0,95 | 0,95 | 0,75 | 1 | 12 | | 51 | 47 | 42 | 34 | 25 | 17 | 00096432 | 00096436 | 00096430 | 00096431 |

### Performance curve at 2900 rpm

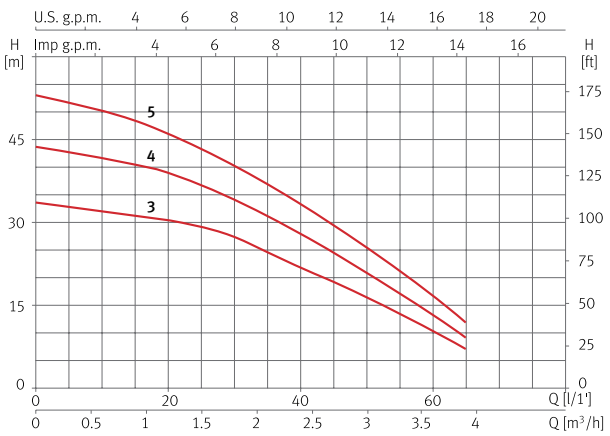


### Dimension and weight

| Model | A | B | C | D | E | F/G | H | I | J | K | Kg |
|---|---|---|---|---|---|---|---|---|---|---|---|
| Prisma 15 3 | 389 | 237 | 202 | 110 | 187 | 1" | 121 | 102 | Ø9 | 162 | 9,2 |
| Prisma 15 4 | 413 | 261 | 202 | 110 | 211 | 1" | 121 | 102 | Ø9 | 162 | 10 |
| Prisma 15 5 | 437 | 285 | 202 | 110 | 235 | 1" | 121 | 102 | Ø9 | 162 | 11 |

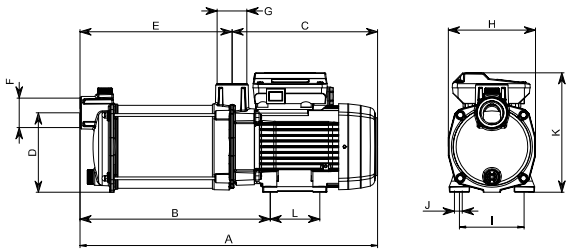

# Aspri 20 **Supply** | Horizontal surface

## Centrifugal multistage pump for water supply, self-priming up to 9m

### Applications
Pumping of clean water for domestic, industrial, agricultural and gardening purposes.
Silent.
Self-priming up to 9m.

### Materials
Pump body and impellers in AISI 304.
Pump shaft in AISI 431.
Diffusers in technopolymer.
Suction and discharge in cast iron with cataphoresis coating.
Mechanical seal.
Motor casing in aluminium.
O-rings in NBR/EPDM.

### Equipamiento
2m of cable with plug type F.
ON/OFF switch.

### Motor
Asynchronous 2 poles.
IPX5 protection.
Class F insulation.
Single phase motor with built-in thermal protection.
Continuous operation.

### Range of use
Maximum water temperature 40 °C.

Stainless steel impellers | Self-priming up to 9 m | Easy to maintain | Quiet | Pressure up to 70 m | Flow rate up to 80 l/min | ON/OFF switch | Suitable for irrigation

### Features table

| Model | I [A] | P1 [kW] | P2 | | c [µF] | l/min | 10 | 20 | 30 | 40 | 50 | 60 | 70 | Code |
|---|---|---|---|---|---|---|---|---|---|---|---|---|---|---|
| | 1~ 230V | 1~ | [kW] | [HP] | | m³/h | 0,6 | 1,2 | 1,8 | 2,4 | 3 | 3,6 | 4,8 | 1~230V (Model M) |
| Aspri 20 5 | 6,8 | 1,5 | 0,9 | 1,2 | 16 | mwa | 68 | 65 | 60 | 55 | 48 | 40 | 30 | 00098378 |

### Performance curve at 2900 rpm

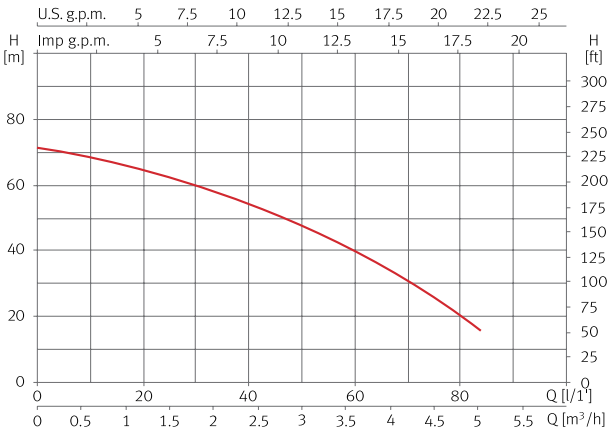


### Dimension and weight

| Model | A | B | C | D | E | F | G | H | I | J/K | Kg |
|---|---|---|---|---|---|---|---|---|---|---|---|
| Aspri 20 5 | 234 | 127 | 278 | 82 | 185 | 8 | 218 | 118 | 138 | 1" | 15,5 |

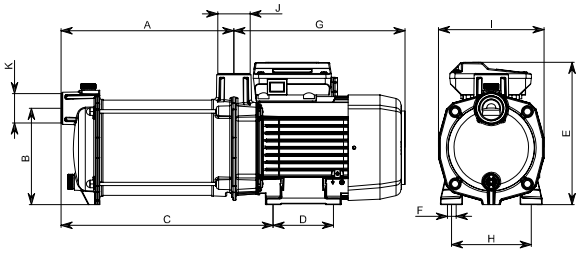

# Aspri 25 **Supply** | Horizontal surface

## Centrifugal multistage pump for water supply, self-priming up to 9m

### Applications
Pumping of clean water for domestic, industrial, agricultural and gardening purposes.
Silent.
Self-priming up to 9m.

### Materials
Pump body and impellers in AISI 304.
Pump shaft in AISI 431.
Diffusers in technopolymer.
Suction and discharge in cast iron with cataphoresis coating.
Mechanical seal.
Motor casing in aluminium.
O-rings in NBR/EPDM.

### Equipment
No cable (model B 2m of cable with plug type F).

### Motor
Asynchronous 2 poles.
IPX5 protection.
Class F insulation.
Single phase motor with built-in thermal protection.
Continuous operation.

### Range of use
Maximum water temperature 40 °C.

Model B

Stainless steel impellers | Self-priming up to 9 m | Easy to maintain | Quiet | Pressure up to 55 m | Flow rate up to 120 l/min

### Features table

| Model | I [A] | | | P1 [kW] | | P2 | | c [µF] | l/min | 20 | 40 | 60 | 80 | 100 | 120 | Code | | | |
|---|---|---|---|---|---|---|---|---|---|---|---|---|---|---|---|---|---|---|---|
| | 1~ 230V | 3~ 230V | 3~ 400V | 1~ | 3~ | [kW] | [HP] | | m³/h | 1,2 | 2,4 | 3,6 | 4,8 | 6 | 7,2 | 1~230V (Model M) | 1~230V (Model B) | 3~230V/400V (Model T) | 3~230V/400V (Model B) |
| Aspri 25 3 | 5,5 | 3,5 | 2 | 1,1 | 1 | 0,75 | 1 | 16 | mwc | 33 | 31 | 28 | 25 | 19 | 12 | 00096450 | 00096452 | 00096447 | - |
| Aspri 25 4 | 6,8 | 4,3 | 2,5 | 1,5 | 1,4 | 0,9 | 1,2 | 16 | | 43 | 41 | 37 | 33 | 23 | 15 | 00096458 | 00096462 | 00096455 | 00096456 |
| Aspri 25 5 | 7,4 | 5,2 | 3 | 1,7 | 1,7 | 1,1 | 1,5 | 30 | | 56 | 54 | 48 | 42 | 31 | 20 | 00096466 | 00096468 | 00096464 | 00096465 |

### Performance curve at 2900 rpm

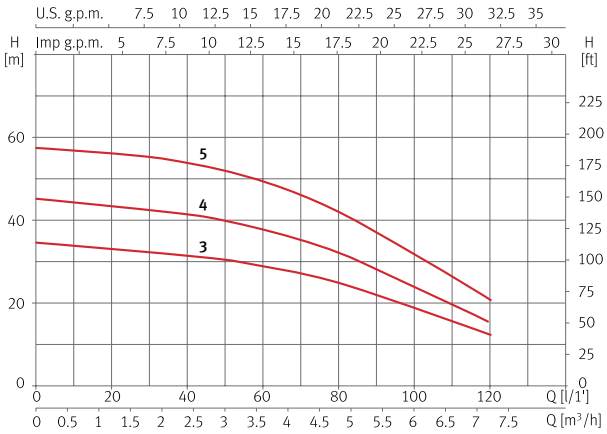


### Dimension and weight

| Model | A | B | C | D | E | F/G | H | I | J | K | Kg |
|---|---|---|---|---|---|---|---|---|---|---|---|
| Aspri 25 3 | 403 | 253 | 218 | 127 | 202 | 1" | 138 | 118 | Ø8 | 185 | 13,5 |
| Aspri 25 4 | 447 | 279 | 218 | 127 | 229 | 1" | 138 | 118 | Ø8 | 185 | 14,6 |
| Aspri 25 5 | 496 | 328 | 241 | 127 | 255 | 1" | 138 | 118 | Ø8 | 212 | 17,2 |

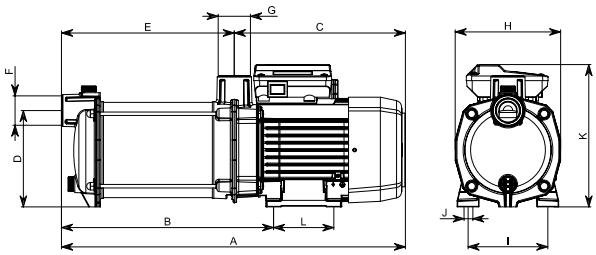

# Aspri 35 **Supply** | Horizontal surface

## Centrifugal multistage pump for water supply, self-priming up to 9m

### Applications
Pumping of clean water for domestic, industrial, agricultural and gardening purposes.
Silent.
Self-priming up to 9m.

### Materials
Pump body and impellers in AISI 304.
Pump shaft in AISI 431.
Diffusers in technopolymer.
Suction and discharge in cast iron with cataphoresis coating.
Mechanical seal.
Motor casing in aluminium.
O-rings in NBR/EPDM.

### Equipment
No cable.

### Motor
Asynchronous 2 poles.
IPX5 protection.
Class F insulation.
Single phase motor with built-in thermal protection.
Continuous operation.

### Range of use
Maximum water temperature 40 °C.

Stainless steel impellers | Self-priming up to 9 m | Easy to maintain | Quiet | Pressure up to 80 m | Flow rate up to 150 l/min

### Features table

| Model | I [A] | | | P1 [kW] | | P2 | | c [µF] | l/min | 20 | 40 | 60 | 80 | 100 | 120 | 140 | 150 | Code | |
|---|---|---|---|---|---|---|---|---|---|---|---|---|---|---|---|---|---|---|---|
| | 1~ 230V | 3~ 230V | 3~ 400V | 1~ | 3~ | [kW] | [HP] | | m³/h | 1,2 | 2,4 | 3,6 | 4,8 | 6,0 | 7,2 | 8,4 | 9,0 | 1~230V (Model M) | 3~230V/400V (Model T) |
| Aspri 35 3 | 6,7 | 4,5 | 2,6 | 1,5 | 1,4 | 0,75 | 1 | 30 | mwc | 41 | 39 | 36 | 34 | 31 | 27 | 22 | 18 | 00129699 | 00129696 |
| Aspri 35 4 | 8,4 | 5,3 | 3,1 | 1,8 | 1,8 | 1,1 | 1,5 | 30 | | 54 | 51 | 48 | 44 | 39 | 33 | 27 | 23 | 00129700 | 00129697 |
| Aspri 35 5 | 10,2 | 6,9 | 4 | 2,3 | 2,2 | 1,5 | 2 | 30 | | 68 | 64 | 60 | 55 | 49 | 41 | 34 | 30 | 00129701 | 00129698 |
| Aspri 35 6 | - | 8,3 | 4,8 | - | 2,7 | 2,2 | 3 | - | | 81 | 78 | 74 | 67 | 60 | 52 | 42 | 37 | - | 00130368 |

### Performance curve at 2900 rpm

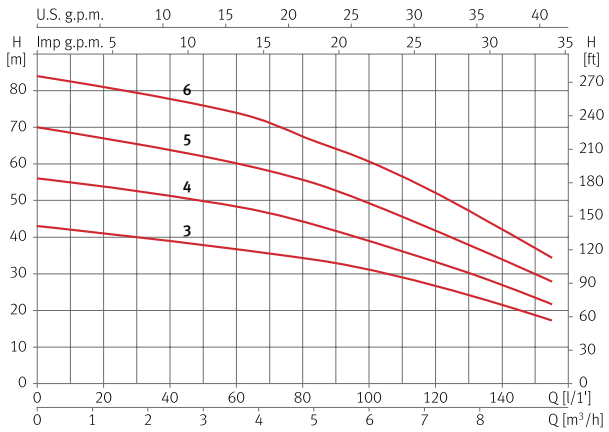


### Dimension and weight

| Model | A | B | C | D | E | F/G | H | I | J | K | Kg |
|---|---|---|---|---|---|---|---|---|---|---|---|
| Aspri 35 3 | 503 | 187 | 282 | 147 | 221 | 1 1/4" | 158 | 120 | Ø12 | 212 | 18,5 |
| Aspri 35 4 | 529 | 212 | 282 | 147 | 247 | 1 1/4" | 158 | 120 | Ø12 | 212 | 20,5 |
| Aspri 35 5 | 553 | 236 | 282 | 147 | 271 | 1 1/4" | 158 | 120 | Ø12 | 212 | 23,5 |
| Aspri 35 6 | 578 | 261 | 282 | 147 | 296 | 1 1/4" | 158 | 120 | Ø12 | 212 | 23,7 |

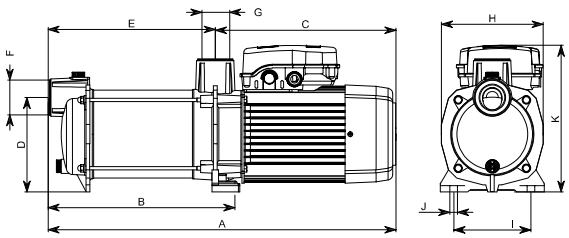

# Aspri 45 **Supply** | Horizontal surface

ESPA

## Centrifugal multistage pump for water supply, self-priming up to 9m

### Applications
Pumping of clean water for domestic, industrial, agricultural and gardening purposes.
Silent.
Self-priming up to 9m.

### Materials
Pump body and impellers in AISI 304.
Pump shaft in AISI 431.
Diffusers in technopolymer.
Suction and discharge in cast iron with cataphoresis coating.
Mechanical seal.
Motor casing in aluminium.
O-rings in NBR/EPDM.

### Equipment
No cable.

### Motor
Asynchronous 2 poles.
IPX5 protection.
Class F insulation.
Single phase motor with built-in thermal protection.
Continuous operation.

### Range of use
Maximum water temperature 40 °C.

Stainless steel impellers | Self-priming up to 9 m | Easy to maintain | Quiet | Pressure up to 60 m | Flow rate up to 250 l/min

### Features table

| Model | I [A] | | | P1 [kW] | | P2 | | c [µF] | l/min | 25 | 50 | 75 | 100 | 125 | 150 | 200 | 250 | Code | |
|---|---|---|---|---|---|---|---|---|---|---|---|---|---|---|---|---|---|---|---|
| | 1~ 230V | 3~ 230V | 3~ 400V | 1~ | 3~ | [kW] | [HP] | | m³/h | 1,5 | 3,0 | 4,5 | 6,0 | 7,5 | 9,0 | 12 | 15 | 1~230V (Model M) | 3~230V/400V (Model T) |
| Aspri 45 3 | 7,9 | 5,2 | 3 | 1,8 | 1,7 | 1,1 | 1,5 | 30 | mwc | 37 | 36 | 35 | 33 | 30 | 27 | 18 | 8 | 00132087 | 00132089 |
| Aspri 45 4 | 10 | 6,9 | 4 | 2,2 | 2,2 | 1,5 | 2 | 30 | | 48 | 47 | 45 | 42 | 39 | 36 | 24 | 11 | 00132088 | 00132090 |
| Aspri 45 5 | - | 8,6 | 5 | - | 2,8 | 2,2 | 3 | - | | 61 | 59 | 56 | 54 | 50 | 45 | 31 | 15 | - | 00132091 |

### Performance curve at 2900 rpm

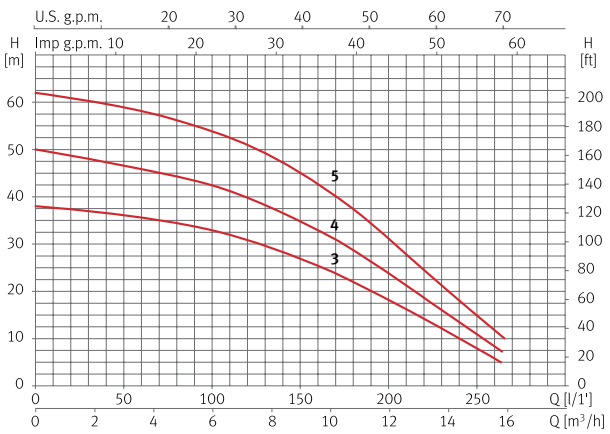


### Dimension and weight

| Model | A | B | C | D | E | F | G | H | I | J | K | Kg |
|---|---|---|---|---|---|---|---|---|---|---|---|---|
| Aspri 45 3 | 528 | 211 | 282 | 147 | 246 | 1¹/₄" | 1¹/₂" | 158 | 120 | Ø12 | 218 | 22,6 |
| Aspri 45 4 | 559 | 242 | 282 | 147 | 277 | 1¹/₄" | 1¹/₂" | 158 | 120 | Ø12 | 218 | 23,7 |
| Aspri 45 5 | 589 | 273 | 282 | 147 | 307 | 1¹/₄" | 1¹/₂" | 158 | 120 | Ø12 | 218 | 25,3 |

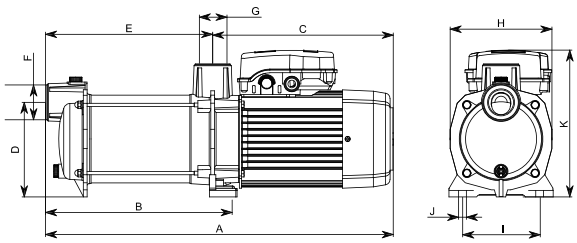

# Tecno 05 **Supply** | Horizontal surface

## Centrifugal multistage pump for water supply

### Applications
Pumping of clean water for domestic, industrial, agricultural and gardening purposes.
Silent.
Self-priming up to 2m.

### Materials
Pump body and impellers in AISI 304.
Pump shaft in AISI 431.
Diffusers in technopolymer.
Mechanical seal.
Motor casing in aluminium.
O-rings in NBR/EPDM.

### Equipment
No cable.

### Motor
Asynchronous 2 poles.
IPX5 protection.
Class F insulation.
Built-in thermal protection.
Continuous operation.

### Range of use
Maximum water temperature 40 °C.

Stainless steel impellers | Easy to maintain | Quiet | Pressure up to 40 m | Flow rate up to 35 l/min

### Features table

| Model | I [A] | P1 [kW] | P2 | | c [µF] | l/min | 5 | 10 | 15 | 20 | 25 | 30 | 35 | 37 | Code |
|---|---|---|---|---|---|---|---|---|---|---|---|---|---|---|---|
| | 1~ 230V | 1~ | [kW] | [HP] | | m³/h | 0,3 | 0,6 | 0,9 | 1,2 | 1,5 | 1,8 | 2,1 | 2,2 | 1~230V (Model M) |
| Tecno 05 2 | 1,2 | 0,25 | 0,11 | 0,15 | 6 | mwc | 18 | 17 | 15 | 13 | 10 | 7 | 3 | 1 | 00097502 |
| Tecno 05 3 | 1,6 | 0,35 | 0,19 | 0,25 | 6 | | 27 | 26 | 23 | 20 | 17 | 12 | 7 | 4 | 00097505 |
| Tecno 05 4 | 2 | 0,45 | 0,19 | 0,25 | 6 | | 36 | 33 | 30 | 26 | 21 | 16 | 10 | 7 | 00097508 |

### Performance curve at 2900 rpm

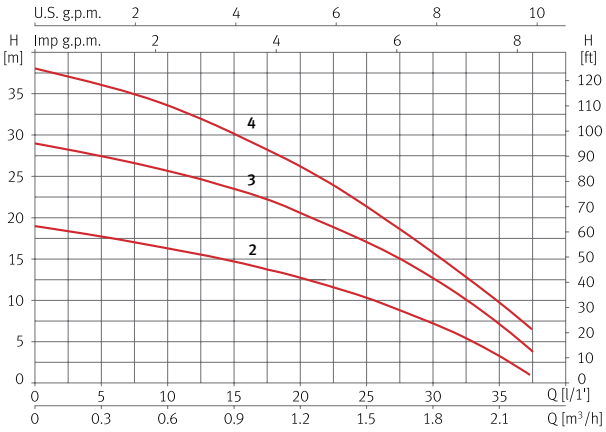


### Dimension and weight

| Model | A | B | C | D | E/F | G | H | I | J | Kg |
|---|---|---|---|---|---|---|---|---|---|---|
| Tecno 05 2 | 176 | 124 | 225 | 94 | 1" | 136 | 174 | 80 | Ø9 | 5,2 |
| Tecno 05 3 | 194 | 142 | 225 | 94 | 1" | 136 | 174 | 80 | Ø9 | 6,2 |
| Tecno 05 4 | 212 | 159 | 225 | 94 | 1" | 136 | 174 | 80 | Ø9 | 6,3 |

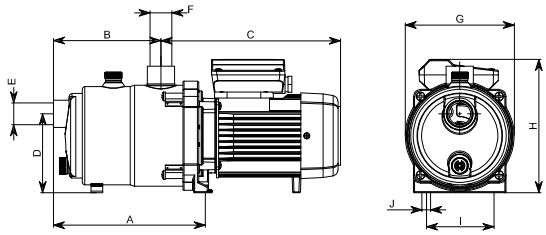

# Tecno 15 **Supply** | Horizontal surface

## Centrifugal multistage pump for water supply, self-priming up to 9m

### Applications
Pumping of clean water for domestic, industrial, agricultural and gardening purposes.
Silent.
Self-priming up to 9m.

### Materials
Pump body and impellers in AISI 304.
Pump shaft in AISI 431.
Diffusers in technopolymer.
Mechanical seal.
Motor casing in aluminium.
O-rings in NBR/EPDM.

### Equipment
No cable.

### Motor
Asynchronous 2 poles.
IPX5 protection.
Class F insulation.
Single phase motor with built-in thermal protection.
Continuous operation.

### Range of use
Maximum water temperature 40 °C.

Stainless steel impellers | Self-priming up to 9 m | High performance | Easy to maintain | Quiet | Pressure up to 50 m | Flow rate up to 65 l/min

### Features table

| Model | I [A] | | | P1 [kW] | | P2 | | c [µF] | l/min | 10 | 20 | 30 | 35 | 40 | 50 | 60 | 65 | Code | |
|---|---|---|---|---|---|---|---|---|---|---|---|---|---|---|---|---|---|---|---|
| | 1~ 230V | 3~ 230V | 3~ 400V | 1~ | 3~ | [kW] | [HP] | | m³/h | 0,6 | 1,2 | 1,8 | 2,1 | 2,4 | 3,0 | 3,6 | 3,9 | 1~230V (Model M) | 3~230V/400V (Model T) |
| Tecno 15 3 | 2,8 | 2,1 | 1,2 | 0,61 | 0,61 | 0,37 | 0,5 | 12 | mwc | 32 | 30 | 26 | 24 | 22 | 17 | 11 | 7 | 00097518 | 00097515 |
| Tecno 15 4 | 3,6 | 2,3 | 1,3 | 0,8 | 0,79 | 0,45 | 0,6 | 12 | | 43 | 39 | 35 | 32 | 27 | 22 | 14 | 9 | 00097520 | 00097519 |
| Tecno 15 5 | 4,1 | 3,3 | 1,9 | 0,95 | 0,95 | 0,75 | 1 | 12 | | 51 | 47 | 42 | 38 | 34 | 25 | 17 | 12 | 00097522 | 00097521 |

### Performance curve at 2900 rpm

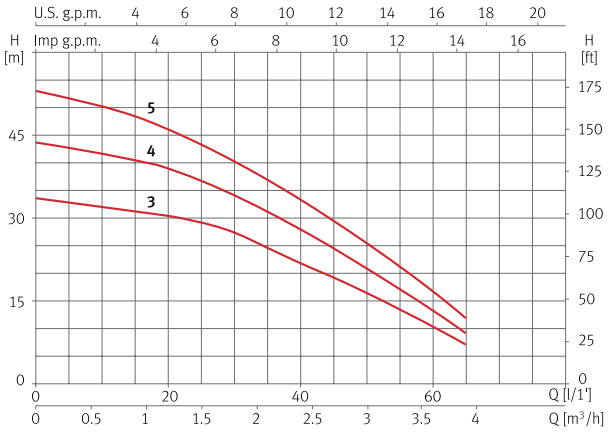


### Dimension and weight

| Model | A | B | C | D | E/F | G | H | I | J | Kg |
|---|---|---|---|---|---|---|---|---|---|---|
| Tecno 15 3 | 258 | 197 | 233 | 108 | 1" | 148 | 196 | 88 | Ø9 | 8,4 |
| Tecno 15 4 | 281 | 221 | 233 | 108 | 1" | 148 | 196 | 88 | Ø9 | 8,8 |
| Tecno 15 5 | 305 | 244 | 233 | 108 | 1" | 148 | 196 | 88 | Ø9 | 9,5 |

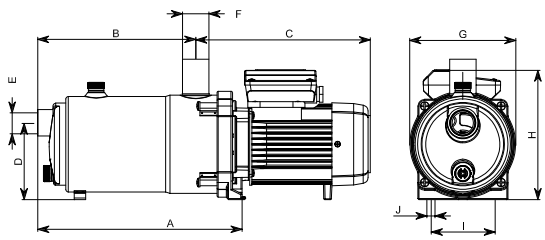

# Tecno 25 **Supply** | Horizontal surface

## Centrifugal multistage pump for water supply, self-priming up to 9m

### Applications
Pumping of clean water for domestic, industrial, agricultural and gardening purposes.
Silent.
Self-priming up to 9m.

### Materials
Pump body and impellers in AISI 304.
Pump shaft in AISI 431.
Diffusers in technopolymer.
Mechanical seal.
Motor casing in aluminium.
O-rings in NBR/EPDM.

### Equipment
No cable.

### Motor
Asynchronous 2 poles.
IPX5 protection.
Class F insulation.
Single phase motor with built-in thermal protection.
Continuous operation.

### Range of use
Maximum water temperature 40 °C.

Impellers and body in stainless steel | Self-priming up to 9 m | Easy to maintain | Quiet | Pressure up to 55 m | Flow rate up to 120 l/min

### Features table

| Model | I [A] | | | P1 [kW] | | P2 | | c [µF] | l/min | 15 | 30 | 45 | 60 | 75 | 90 | 105 | 120 | Code | |
|---|---|---|---|---|---|---|---|---|---|---|---|---|---|---|---|---|---|---|---|
| | 1~ 230V | 3~ 230V | 3~ 400V | 1~ | 3~ | [kW] | [HP] | | m³/h | 0,9 | 1,8 | 2,7 | 3,6 | 4,5 | 5,4 | 6,3 | 7,2 | 1~230V (Model M) | 3~230V/400V (Model T) |
| Tecno 25 3 | 5,5 | - | - | 1,2 | - | 0,75 | 1 | 16 | mwc | 33 | 32 | 31 | 28 | 26 | 22 | 17 | 12 | 00097526 | - |
| Tecno 25 4 | 6,8 | 4,3 | 2,5 | 1,5 | 1,4 | 0,9 | 1,2 | 16 | | 43 | 42 | 40 | 37 | 33 | 28 | 22 | 15 | 00097528 | 00097527 |
| Tecno 25 5 | 7,4 | 5,2 | 3 | 1,7 | 1,7 | 1,1 | 1,5 | 30 | | 56 | 55 | 53 | 48 | 43 | 37 | 29 | 20 | 00097530 | 00097529 |

### Performance curve at 2900 rpm

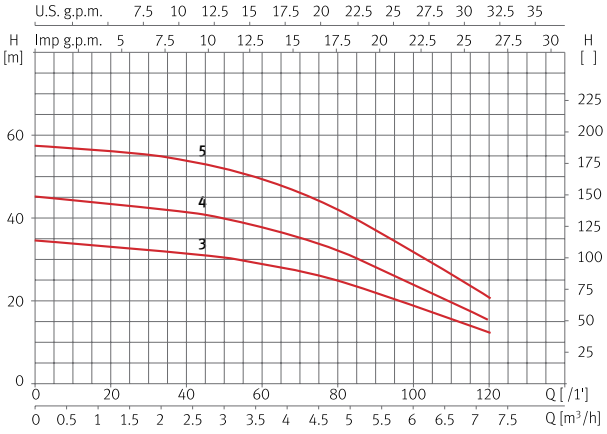


### Dimension and weight

| Model | A | B | C | D | E/F | G | H | I | J | Kg |
|---|---|---|---|---|---|---|---|---|---|---|
| Tecno 25 3 | 272 | 210 | 267 | 108 | 1" | 149 | 196 | 88 | Ø9 | 7,2 |
| Tecno 25 4 | 298 | 237 | 267 | 108 | 1" | 149 | 196 | 88 | Ø9 | 9,5 |
| Tecno 25 5 | 325 | 263 | 289 | 108 | 1" | 149 | 196 | 88 | Ø9 | 11 |

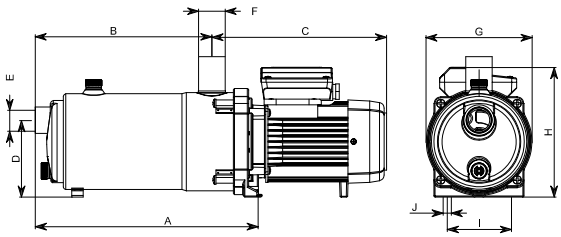

# Multi 25 Supply | Vertical surface

## Centrifugal multistage pump for water supply

### Applications
Pumping of clean water for domestic, industrial, agricultural and gardening purposes.
Silent.

### Materials
Pump body and impellers in AISI 304.
Pump shaft in AISI 420.
Diffusers in technopolymer.
Suction and discharge in cast iron with cataphoresis coating.
Mechanical seal.
Motor casing in aluminium.
O-rings in NBR/EPDM.

### Equipment
No cable.
Oval counter flanges DIN 2558 and gaskets included.

### Motor
Asynchronous 2 poles.
IPX5 protection.
Class F insulation.
Single phase motor with built-in thermal protection.
Continuous operation.

### Range of use
Maximum water temperature 40 °C.

Stainless steel impellers | Easy to maintain | Quiet | Pressure up to 70 m | Flow rate up to 85 l/min

### Features table

| Model | I [A] | | | P1 [kW] | | P2 | | c [µF] | l/min | 8 | 17 | 25 | 33 | 42 | 58 | 75 | 85 | Code | |
|---|---|---|---|---|---|---|---|---|---|---|---|---|---|---|---|---|---|---|---|
| | 1~ 230V | 3~ 230V | 3~ 400V | 1~ | 3~ | [kW] | [HP] | | m³/h | 0,5 | 1,0 | 1,5 | 2,0 | 2,5 | 3,5 | 4,5 | 5,1 | 1~230V (Model M) | 3~230V/400V (Model T) |
| Multi 25 4 | 5,5 | 3,6 | 2,1 | 1,2 | 1,1 | 0,75 | 1 | 16 | mwc | 53 | 51 | 48 | 46 | 42 | 33 | 22 | 13 | 00134927 | 00134930 |
| Multi 25 5 | 6 | 4,3 | 2,5 | 1,3 | 1,3 | 0,9 | 1,2 | 16 | | 66 | 64 | 61 | 57 | 52 | 41 | 27 | 16 | 00134928 | 00134931 |

### Performance curve at 2900 rpm

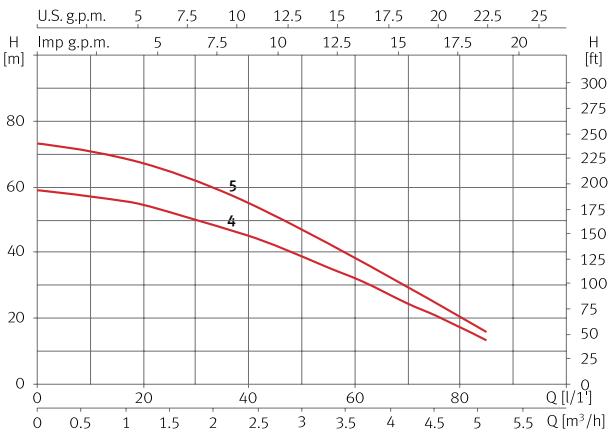


### Dimension and weight

| Model | A | B | C | D | E | F | G | H | I | J | K | Kg |
|---|---|---|---|---|---|---|---|---|---|---|---|---|
| Multi 25 4 | 420 | 205 | 170 | 42 | 203 | 191 | 1¹/₄" | 1¹/₄" | 125 | 125 | 240 | 16,5 |
| Multi 25 5 | 442 | 226 | 170 | 42 | 203 | 191 | 1¹/₄" | 1¹/₄" | 125 | 125 | 240 | 17,6 |

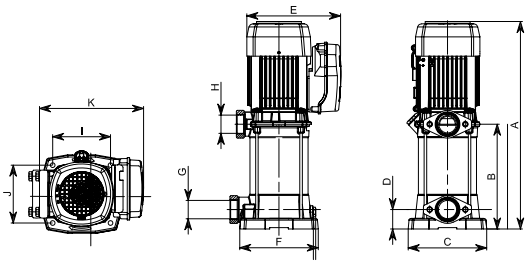

# Multi 35 Supply | Vertical surface

## Centrifugal multistage pump for water supply

### Applications
Pumping of clean water for domestic, industrial, agricultural and gardening purposes.
Silent.

### Materials
Pump body and impellers in AISI 304.
Pump shaft in AISI 420.
Diffusers in technopolymer.
Suction and discharge in cast iron with cataphoresis coating.
Mechanical seal.
Motor casing in aluminium.
O-rings in NBR/EPDM.

### Equipment
No cable.
Oval counter flanges DIN 2558 and gaskets included.

### Motor
Asynchronous 2 poles.
IPX5 protection.
Class F insulation.
Single phase motor with built-in therm protection.
Continuous operation.

### Range of use
Maximum water temperature 40 °C.

Stainless steel impellers | Easy to maintain | Quiet | Pressure up to 135 m | Flow rate up to 175 l/min

### Features table

| Model | I [A] | | | P1 [kW] | | P2 | | c [µF] | l/min | 17 | 33 | 50 | 75 | 100 | 125 | 150 | 175 | Code | |
|---|---|---|---|---|---|---|---|---|---|---|---|---|---|---|---|---|---|---|---|
| | 1~ 230V | 3~ 230V | 3~ 400V | 1~ | 3~ | [kW] | [HP] | | m³/h | 1,0 | 2,0 | 3,0 | 4,5 | 6,0 | 7,5 | 9,0 | 10,5 | 1~230V (Model M) | 3~230V/400V (Model T) |
| Multi 35 3 | 6,7 | 4,5 | 2,6 | 1,5 | 1,4 | 0,75 | 1 | 30 | mwc | 39 | 37 | 35 | 31 | 27 | 21 | 15 | 7 | 00129334 | 00129338 |
| Multi 35 4 | 8,4 | 5,3 | 3,1 | 1,8 | 1,8 | 1,1 | 1,5 | 30 | | 54 | 51 | 48 | 44 | 37 | 29 | 21 | 12 | 00129335 | 00129339 |
| Multi 35 5 | 10,2 | 6,9 | 4 | 2,3 | 2,2 | 1,5 | 2 | 30 | | 65 | 63 | 60 | 54 | 46 | 36 | 26 | 15 | 00129336 | 00129340 |
| Multi 35 6 | - | 8,3 | 4,8 | - | 2,7 | 2,2 | 3 | - | | 82 | 80 | 76 | 69 | 61 | 49 | 37 | 23 | - | 00129341 |
| Multi 35 8 | - | 11,9 | 6,5 | - | 3,6 | 3 | 4 | - | | 108 | 105 | 101 | 93 | 85 | 70 | 53 | 35 | - | 00129342 |
| Multi 35 10 | - | 15,4 | 8,9 | - | 4,9 | 4 | 5,5 | - | | 134 | 130 | 125 | 117 | 105 | 90 | 70 | 47 | - | 00129337 |

### Performance curve at 2900 rpm

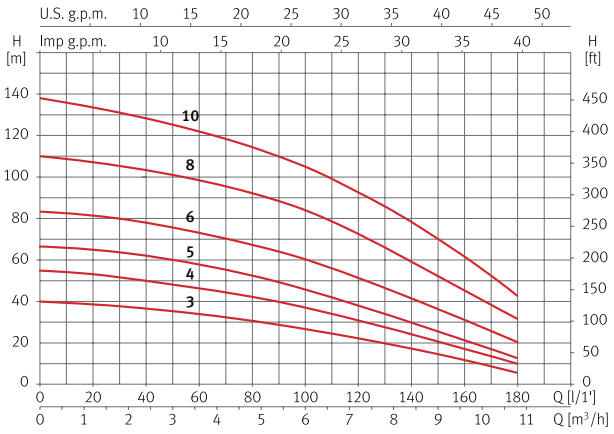


### Dimension and weight

| Model | A | B | C | D | E | F | G | H | I | Kg |
|---|---|---|---|---|---|---|---|---|---|---|
| Multi 35 3 | 487 | 202 | 184 | 220 | 37 | 133 | 254 | 1 1/2" | 1 1/4" | 21,4 |
| Multi 35 4 | 512 | 226 | 184 | 220 | 37 | 133 | 254 | 1 1/2" | 1 1/4" | 23,2/21,5 |
| Multi 35 5 | 536 | 251 | 184 | 220 | 37 | 133 | 254 | 1 1/2" | 1 1/4" | 25,1/22,7 |
| Multi 35 6 | 561 | 275 | 184 | 220 | 37 | 133 | 254 | 1 1/2" | 1 1/4" | 25,7 |
| Multi 35 8 | 658 | 323 | 184 | 236 | 37 | 133 | 244 | 1 1/2" | 1 1/4" | 32,6 |
| Multi 35 10 | 708 | 373 | 184 | 236 | 37 | 133 | 244 | 1 1/2" | 1 1/4" | 39,4 |

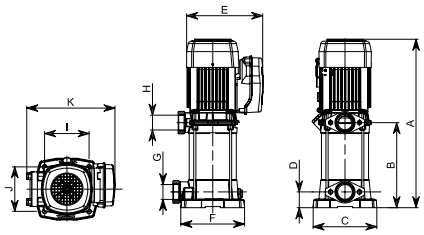

# Multi 55 Supply | Vertical surface

## Centrifugal multistage pump for water supply

### Applications
Pumping of clean water for domestic, industrial, agricultural and gardening purposes.
Silent.

### Materials
Pump body and impellers in AISI 304.
Pump shaft in AISI 420.
Diffusers in technopolymer.
Suction and discharge in cast iron with cataphoresis coating.
Mechanical seal.
Motor casing in aluminium.
O-rings in NBR/EPDM.

### Equipment
No cable.
Oval counter flanges DIN 2558 and gaskets included.

### Motor
Asynchronous 2 poles.
IPX5 protection.
Class F insulation.
Single phase motor with built-in thermal protection.
Continuous operation.

### Range of use
Maximum water temperature 40 °C.

Stainless steel impellers | Easy to maintain | Quiet | Pressure up to 90 m | Flow rate up to 300 l/min

### Features table

| Model | I [A] | | | P1 [kW] | | P2 | | c [µF] | l/min | 20 | 50 | 75 | 100 | 150 | 200 | 250 | 300 | Code | |
|---|---|---|---|---|---|---|---|---|---|---|---|---|---|---|---|---|---|---|---|
| | 1~ 230V | 3~ 230V | 3~ 400V | 1~ | 3~ | [kW] | [HP] | | m³/h | 1,2 | 3,0 | 4,5 | 6,0 | 9,0 | 12 | 15 | 18 | 1~230V (Model M) | 3~230V/400V (Model T) |
| Multi 55 3 | 9,6 | 6,6 | 3,8 | 2,1 | 2,1 | 1,5 | 2 | 30 | mwc | 37 | 35 | 33 | 31 | 28 | 24 | 18 | 10 | 00131483 | 00131484 |
| Multi 55 4 | - | 8,3 | 4,8 | - | 2,8 | 2,2 | 3 | - | | 50 | 47 | 45 | 43 | 39 | 33 | 26 | 16 | - | 00131485 |
| Multi 55 6 | - | 12,1 | 7 | - | 4,2 | 3 | 4 | - | | 77 | 73 | 70 | 66 | 60 | 52 | 43 | 29 | - | 00131486 |
| Multi 55 7 | - | 15,6 | 9 | - | 4,9 | 4 | 5,5 | - | | 90 | 86 | 82 | 78 | 70 | 60 | 50 | 35 | - | 00131487 |

### Performance curve at 2900 rpm

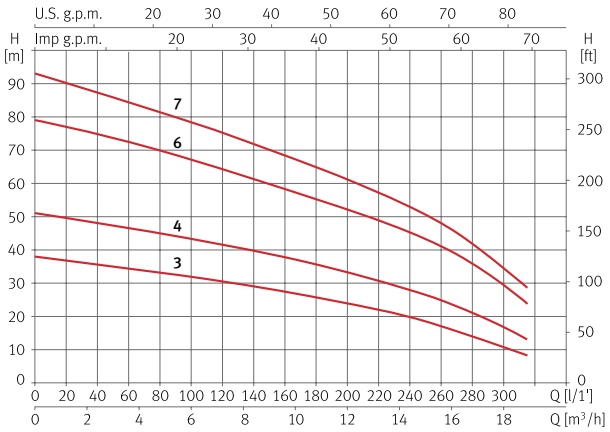


### Dimension and weight

| Model | A | B | C | D | E | F | G | H | I | Kg |
|---|---|---|---|---|---|---|---|---|---|---|
| Multi 55 3 | 531 | 245 | 184 | 235,5 | 37 | 133 | 245 | 1 1/2" | 1 1/4" | 25,7/23,3 |
| Multi 55 4 | 571 | 285 | 184 | 235,5 | 37 | 133 | 245 | 1 1/2" | 1 1/4" | 26,6 |
| Multi 55 6 | 696 | 362 | 184 | 235,5 | 37 | 133 | 275 | 1 1/2" | 1 1/4" | 35,4 |
| Multi 55 7 | 736 | 402 | 184 | 235,5 | 37 | 133 | 275 | 1 1/2" | 1 1/4" | 39,7 |

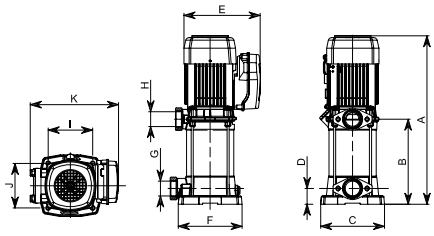

# VE 94 Supply | Vertical surface

## Centrifugal multistage pump in-line for water supply

### Applications
Pumping of clean water for domestic, industrial, agricultural and gardening purposes.

### Materials
Pump body and impellers in AISI 304.
Pump shaft in AISI 420.
Diffusers in technopolymer.
Suction, discharge and motor-wet end coupling in cast iron.
Mechanical seal.
Motor casing in aluminium.
O-rings in NBR/EPDM.

### Equipment
No cable.
Counter flanges and gaskets included.
Motor-wet end coupling system V18-flange C (IEC standard).

### Motor
Asynchronous 2 poles.
IPX4 protection.
Class F insulation.
Continuous operation.

### Range of use
Maximum water temperature 40 °C.

Stainless steel impellers

Inline connection

Pressure up to 135 m

Flow rate up to 225 l/min

### Features table

| Model | I [A] | | | P1 [kW] | P2 | | l/min | 0 | 50 | 100 | 125 | 150 | 175 | 200 | 225 | Code | |
|---|---|---|---|---|---|---|---|---|---|---|---|---|---|---|---|---|---|
| | 3~ 230V | 3~ 400V | 3~ 692V | 3~ | [kW] | [HP] | m³/h | 0,0 | 3,0 | 6,0 | 7,5 | 9,0 | 10,5 | 12 | 13,5 | 3~230V/400V | 3~400V/692V |
| VE 94 6 | 6,7 | 3,9 | - | 2,3 | 1,5 | 2 | mwc | 58 | 55 | 49 | 44 | 38 | 31 | 22 | 13 | 00097746 | - |
| VE 94 8 | 8,9 | 5,2 | - | 3 | 2,2 | 3 | | 77 | 73 | 63 | 56 | 49 | 40 | 30 | 18 | 00097759 | - |
| VE 94 10 | 11,7 | 6,8 | - | 3,9 | 3 | 4 | | 95 | 91 | 81 | 72 | 62 | 50 | 36 | 22 | 00097710 | - |
| VE 94 11 | 12,4 | 7,2 | - | 4,4 | 3 | 4 | | 108 | 102 | 91 | 82 | 70 | 56 | 42 | 26 | 00097717 | - |
| VE 94 13 | - | 8,6 | 5 | 5 | 4 | 5,5 | | 125 | 120 | 107 | 97 | 85 | 68 | 51 | 32 | - | 00097726 |
| VE 94 14 | - | 9,4 | 5,4 | 5,5 | 5,5 | 7,5 | | 135 | 129 | 118 | 109 | 95 | 77 | 57 | 35 | - | 00097729 |

### Performance curve at 2900 rpm

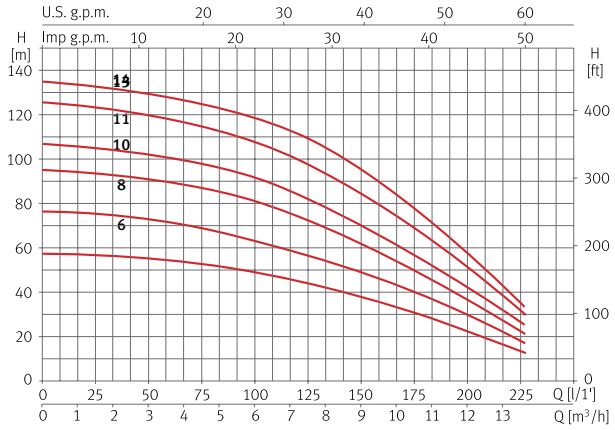


### Dimension and weight

| Model | A | B | C | D | E | F | G | Kg |
|---|---|---|---|---|---|---|---|---|
| VE 94 6 | 486 | 738 | 176 | 127 | 200 | 190 | 155 | 35 |
| VE 94 8 | 563 | 838 | 176 | 127 | 200 | 190 | 155 | 47 |
| VE 94 10 | 666 | 974 | 194 | 138 | 280 | 190 | 155 | 61 |
| VE 94 11 | 703 | 1010 | 194 | 138 | 280 | 190 | 155 | 62 |
| VE 94 13 | 780 | 1086 | 194 | 138 | 280 | 190 | 155 | 68 |
| VE 94 14 | 816 | 1134 | 220 | 146 | 280 | 190 | 155 | 76 |

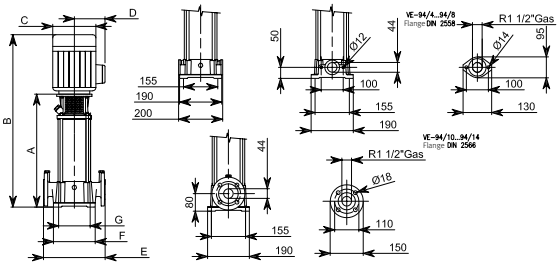

# VE 121 Supply | Vertical surface

## Centrifugal multistage pump in-line for water supply

### Applications
Pumping of clean water for domestic, industrial, agricultural and gardening purposes.

### Materials
Pump body and impellers in AISI 304.
Pump shaft in AISI 420.
Diffusers in technopolymer.
Suction, discharge and motor-wet end coupling in cast iron.
Mechanical seal.
Motor casing in aluminium.
O-rings in NBR/EPDM.

### Equipment
No cable.
Counter flanges and gaskets included.
Motor-wet end coupling system V1-flange FF (IEC standard).

### Motor
Asynchronous 2 poles.
IPX4 protection.
Class F insulation.
Continuous operation.

### Range of use
Maximum water temperature 40 °C.

Stainless steel impellers

Inline connection

Pressure up to 160 m

Flow rate up to 450 l/min

### Features table

| Model | I [A] | | | P1 [kW] | P2 | | l/min | 0 | 65 | 130 | 195 | 260 | 325 | 390 | 455 | Code | |
|---|---|---|---|---|---|---|---|---|---|---|---|---|---|---|---|---|---|
| | 3~ 230V | 3~ 400V | 3~ 692V | 3~ | [kW] | [HP] | m³/h | 0,0 | 3,9 | 7,8 | 11,7 | 15,6 | 19,5 | 23,4 | 27,3 | 3~230V/400V | 3~400V/692V |
| VE 121 2 | - | 6 | - | 3 | 3 | 4 | mwc | 33 | 33 | 32 | 31 | 28 | 25 | 20 | 14 | 00203425 | - |
| VE 121 3 | - | 7 | 4 | 4,2 | 4 | 5,5 | | 50 | 49 | 48 | 46 | 42 | 37 | 31 | 21 | 00203426 | 00203427 |
| VE 121 4 | - | 10,1 | 5,8 | 5,5 | 5,5 | 7,5 | | 66 | 66 | 64 | 61 | 57 | 50 | 41 | 29 | 00203428 | 00203429 |
| VE 121 5 | - | 11,8 | 7,7 | 6,8 | 5,5 | 7,5 | | 83 | 82 | 80 | 77 | 71 | 62 | 51 | 36 | 00203430 | 00203431 |
| VE 121 6 | - | 14,6 | 8,5 | 7,8 | 7,5 | 10 | | 100 | 99 | 96 | 92 | 85 | 75 | 61 | 43 | - | 00203433 |
| VE 121 7 | - | 16,5 | 9,5 | 9,2 | 9,2 | 12,5 | | 116 | 115 | 112 | 107 | 99 | 87 | 71 | 50 | - | 00203434 |
| VE 121 8 | - | 19,5 | 11,3 | 10,6 | 11 | 15 | | 133 | 132 | 128 | 123 | 113 | 100 | 81 | 57 | - | 00203435 |
| VE 121 9 | - | 21 | 12,2 | 13,8 | 15 | 20 | | 150 | 148 | 145 | 138 | 127 | 112 | 92 | 64 | - | 00203436 |
| VE 121 10 | - | 23 | 13,3 | 15 | 15 | 20 | | 166 | 165 | 161 | 153 | 141 | 125 | 102 | 71 | - | 00203437 |

### Performance curve at 2900 rpm

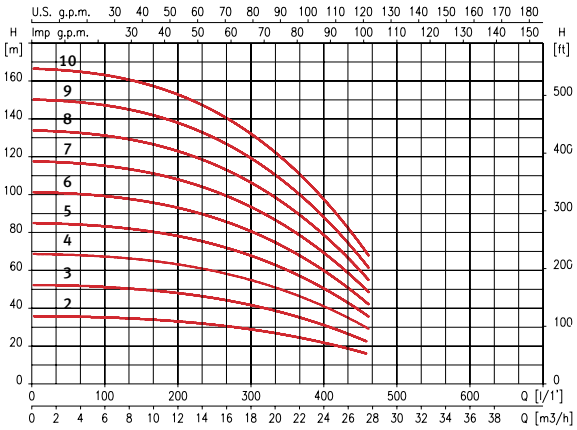


### Dimension and weight

| Model | A | B | C | D | E | F | G | Kg |
|---|---|---|---|---|---|---|---|---|
| VE 121 2N | 470 | 776 | 195 | 140 | 300 | 210 | 130 | 73 |
| VE 121 3N | 522 | 847 | 195 | 140 | 300 | 210 | 130 | 80 |
| VE 121 4N | 574 | 943 | 220 | 182 | 300 | 210 | 130 | 97 |
| VE 121 5N | 626 | 995 | 220 | 182 | 300 | 210 | 130 | 98 |
| VE 121 6N | 678 | 1085 | 220 | 182 | 300 | 210 | 130 | 107 |
| VE 121 7N | 730 | 1137 | 220 | 182 | 300 | 210 | 130 | 115 |
| VE 121 8N | 782 | 1189 | 220 | 182 | 300 | 210 | 130 | 121 |
| VE 121 9N | 834 | 1241 | 220 | 182 | 300 | 210 | 130 | 187 |
| VE 121 10N | 886 | 1293 | 220 | 182 | 300 | 210 | 130 | 226 |

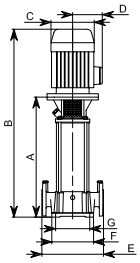

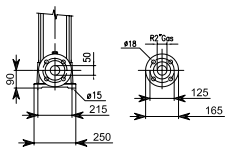

# Multi VS 05 **Supply** | Vertical surface

## Centrifugal multistage pump in-line for water supply, 100% stainless steel

### Applications
Pumping of clean water for domestic, industrial, agricultural and gardening purposes.

### Materials
Pump body, suction, discharge, diffusers and impellers in AISI 304.
Pump shaft in AISI 420.
Mechanical seal.
Motor casing in aluminium.
O-rings in FPM.

### Equipment
No cable.
Counter flanges not included.
Motor-wet end coupling system V18-flange C (IEC standard).

### Motor
Asynchronous 2 poles.
IPX4 protection.
Class F insulation.
Continuous operation.

### Range of use
Maximum water temperature 120 °C.

100% stainless steel | Inline connection | Temperature up to 120º | Pressure up to 130 m | Flow rate up to 140 l/min

### Features table

| Model | Motor | | | | Multi VS hydraulic data | | | | | | | | | | Code |
|---|---|---|---|---|---|---|---|---|---|---|---|---|---|---|---|
| | I [A] | | P2 | | l/min | 0 | 42 | 50 | 67 | 83 | 100 | 117 | 133 | 142 | |
| | 3~ 230V | 3~ 400V | [kW] | [HP] | m³/h | 0 | 2,5 | 3 | 4 | 5 | 6 | 7 | 8 | 8,5 | 3~230V/400V |
| Multi VS 05 06 | 4,1 | 2,4 | 1,1 | 1,5 | mwc | 44 | 42 | 41 | 40 | 37 | 33 | 27 | 21 | 18 | 00200128 |
| Multi VS 05 09 | 5,5 | 3,2 | 1,5 | 2 | | 67 | 64 | 63 | 60 | 55 | 49 | 41 | 31 | 27 | 00200129 |
| Multi VS 05 10 | 5,5 | 3,2 | 1,5 | 2 | | 74 | 71 | 70 | 66 | 62 | 55 | 46 | 35 | 30 | 00200130 |
| Multi VS 05 11 | 5,5 | 3,2 | 1,5 | 2 | | 82 | 78 | 77 | 73 | 68 | 61 | 51 | 39 | 33 | 00200131 |
| Multi VS 05 12 | 7,9 | 4,6 | 2,2 | 3 | | 89 | 85 | 84 | 81 | 74 | 66 | 55 | 43 | 37 | 00200132 |
| Multi VS 05 14 | 7,9 | 4,6 | 2,2 | 3 | | 104 | 100 | 98 | 93 | 87 | 77 | 65 | 51 | 43 | 00200133 |
| Multi VS 05 18 | 10 | 6,2 | 3 | 4 | | 134 | 128 | 126 | 120 | 111 | 99 | 84 | 66 | 56 | 00200134 |

### Performance curve at 2900 rpm

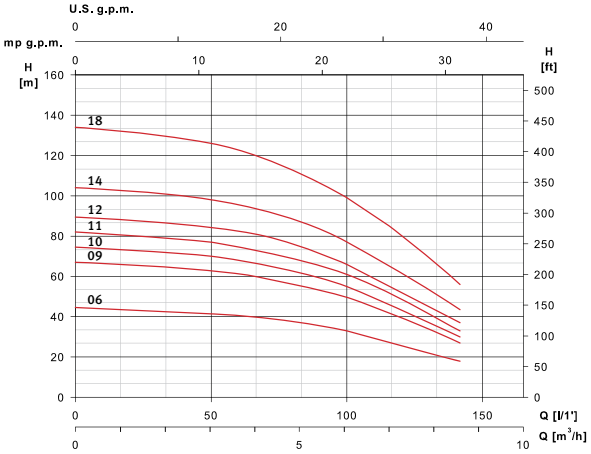


### Dimension and weight

| Model | Motor | | Bomba Multi VS | | |
|---|---|---|---|---|---|
| | E1 | E2 | F1 | F2 | Kg |
| Multi VS 05 06 | 155 | 130 | 639 | 394 | 27 |
| Multi VS 05 09 | 175 | 136 | 765 | 485 | 33 |
| Multi VS 05 10 | 175 | 136 | 792 | 512 | 34 |
| Multi VS 05 11 | 175 | 136 | 819 | 539 | 34 |
| Multi VS 05 12 | 185 | 145 | 876 | 566 | 37 |
| Multi VS 05 14 | 185 | 145 | 930 | 620 | 38 |
| Multi VS 05 18 | 215 | 170 | 1058 | 738 | 50 |

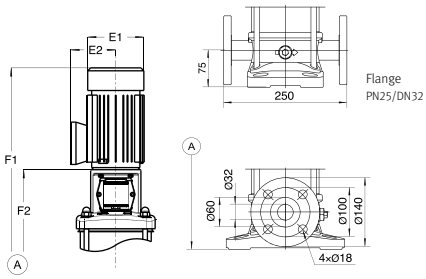

# Multi VS 10 **Supply** | Vertical surface

## Centrifugal multistage pump in-line for water supply, 100% stainless steel

### Applications
Pumping of clean water for domestic, industrial, agricultural and gardening purposes.

### Materials
Pump body, suction, discharge, diffusers and impellers in AISI 304.
Pump shaft in AISI 420.
Mechanical seal.
Motor casing in aluminium.
O-rings in FPM.

### Equipment
No cable.
Counter flanges not included.
Motor-wet end coupling system V18-flange C (IEC standard).

### Motor
Asynchronous 2 poles.
IPX4 protection.
Class F insulation.
Continuous operation.

### Range of use
Maximum water temperature 120 °C.

100% stainless steel | Inline connection | Temperature up to 120º | Pressure up to 140 m | Flow rate up to 230 l/min

### Features table

| Model | Motor | | | | | Multi VS hydraulic data | | | | | | | | Code | |
|---|---|---|---|---|---|---|---|---|---|---|---|---|---|---|---|
| | I [A] | | | P2 | | l/min | 0 | 83 | 100 | 133 | 167 | 200 | 233 | | |
| | 3~ 230V | 3~ 400V | 3~ 692V | [kW] | [HP] | m³/h | 0 | 5 | 6 | 8 | 10 | 12 | 14 | 3~230V/400V | 3~400V/692V |
| Multi VS 10 04 | 5,5 | 3,2 | - | 1,5 | 2 | mwc | 44 | 42 | 41 | 38 | 34 | 29 | 22 | 00200136 | - |
| Multi VS 10 06 | 7,9 | 4,6 | - | 2,2 | 3 | | 67 | 63 | 62 | 58 | 52 | 44 | 34 | 00200137 | - |
| Multi VS 10 07 | 10 | 6,2 | - | 3 | 4 | | 78 | 74 | 73 | 69 | 62 | 52 | 40 | 00200138 | - |
| Multi VS 10 08 | 10 | 6,2 | - | 3 | 4 | | 90 | 85 | 84 | 79 | 71 | 60 | 46 | 00200139 | - |
| Multi VS 10 09 | - | 8,2 | 4,7 | 4 | 5,5 | | 101 | 96 | 94 | 89 | 80 | 67 | 52 | - | 00200140 |
| Multi VS 10 11 | - | 8,2 | 4,7 | 4 | 5,5 | | 124 | 118 | 115 | 108 | 98 | 84 | 64 | - | 00200141 |
| Multi VS 10 13 | - | 11,2 | 6,5 | 5,5 | 7,5 | | 147 | 140 | 138 | 130 | 116 | 99 | 76 | - | 00200142 |

### Performance curve at 2900 rpm

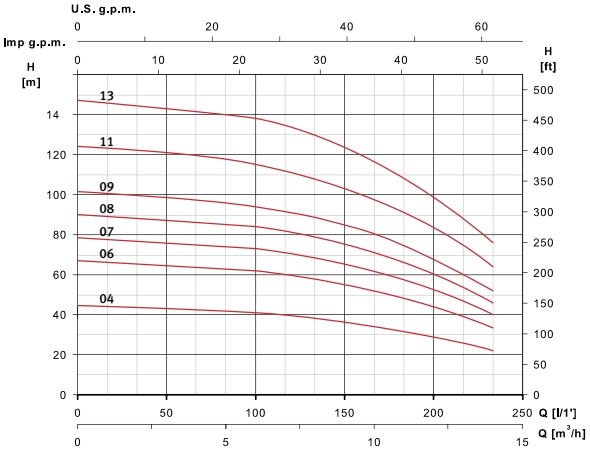


### Dimension and weight

| Model | Motor | | Bomba Multi VS | | |
|---|---|---|---|---|---|
| | E1 | E2 | F1 | F2 | Kg |
| Multi VS 10 04 | 175 | 136 | 697 | 417 | 39 |
| Multi VS 10 06 | 185 | 145 | 787 | 477 | 44 |
| Multi VS 10 07 | 215 | 170 | 837 | 517 | 55 |
| Multi VS 10 08 | 215 | 170 | 867 | 547 | 56 |
| Multi VS 10 09 | 240 | 180 | 917 | 577 | 63 |
| Multi VS 10 11 | 240 | 180 | 977 | 637 | 65 |
| Multi VS 10 13 | 257 | 168 | 1165 | 775 | 86 |

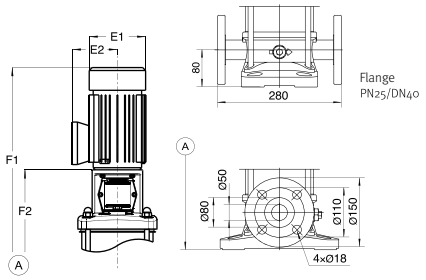

# Multi VS 15 **Supply** | Vertical surface

## Centrifugal multistage pump in-line for water supply, 100% stainless steel

### Applications
Pumping of clean water for domestic, industrial, agricultural and gardening purposes.

### Materials
Pump body, suction, discharge, diffusers and impellers in AISI 304.
Pump shaft in AISI 420.
Mechanical seal.
Motor casing in aluminium.
O-rings in FPM.

### Equipment
No cable.
Counter flanges not included.
Motor-wet end coupling system V18-flange C (IEC standard). For 11kW motor V1-flange FF (IEC standard).

### Motor
Asynchronous 2 poles.
IPX4 protection.
Class F insulation.
Continuous operation.

### Range of use
Maximum water temperature 120 ºC.

100% stainless steel | Inline connection | Temperature up to 120º | Pressure up to 160 m | Flow rate up to 400 l/min

### Features table

| Model | Motor | | | | | Multi VS hydraulic data | | | | | | | | | | Code | |
|---|---|---|---|---|---|---|---|---|---|---|---|---|---|---|---|---|---|
| | I [A] | | | P2 | | l/min | 0 | 200 | 233 | 250 | 267 | 300 | 333 | 367 | 400 | | |
| | 3~ 230V | 3~ 400V | 3~ 692V | [kW] | [HP] | m³/h | 0 | 12 | 14 | 15 | 16 | 18 | 20 | 22 | 24 | 3~230V/400V | 3~400V/692V |
| Multi VS 15 03 | 10 | 6,2 | - | 3 | 4 | mwc | 40 | 36 | 35 | 34 | 34 | 32 | 29 | 25 | 21 | 00200145 | - |
| Multi VS 15 05 | - | 8,2 | 4,7 | 4 | 5,5 | | 65 | 61 | 59 | 58 | 57 | 53 | 48 | 42 | 36 | - | 00200146 |
| Multi VS 15 06 | - | 11,2 | 6,5 | 5,5 | 7,5 | | 82 | 73 | 71 | 69 | 67 | 63 | 58 | 52 | 43 | - | 00200147 |
| Multi VS 15 07 | - | 11,2 | 6,5 | 5,5 | 7,5 | | 96 | 86 | 83 | 81 | 79 | 74 | 68 | 61 | 51 | - | 00200148 |
| Multi VS 15 09 | - | 15,4 | 8,9 | 7,5 | 10 | | 124 | 111 | 108 | 106 | 103 | 96 | 88 | 78 | 67 | - | 00200149 |
| Multi VS 15 12 | - | 21,6 | 12,5 | 11 | 15 | | 166 | 149 | 145 | 142 | 138 | 129 | 117 | 104 | 90 | - | 00200150 |

### Performance curve at 2900 rpm

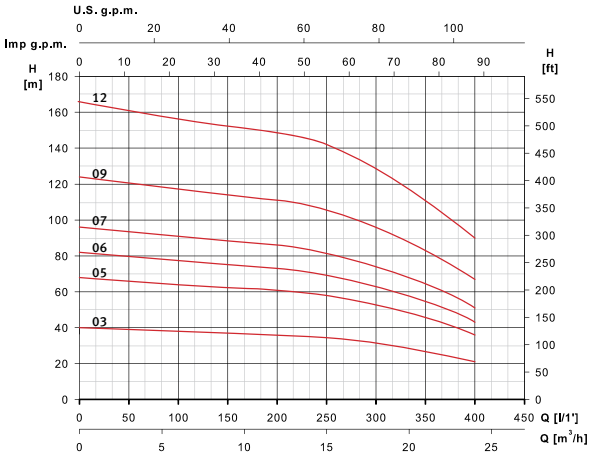


### Dimension and weight

| Model | Motor | | | Bomba Multi VS | | |
|---|---|---|---|---|---|---|
| | E1 | E2 | P | F1 | F2 | Kg |
| Multi VS 15 03 | 215 | 170 | - | 772 | 452 | 52 |
| Multi VS 15 05 | 240 | 180 | - | 882 | 542 | 61 |
| Multi VS 15 06 | 257 | 168 | - | 1055 | 665 | 83 |
| Multi VS 15 07 | 257 | 168 | - | 1100 | 710 | 84 |
| Multi VS 15 09 | 257 | 168 | - | 1190 | 800 | 92 |
| Multi VS 15 12 | 314 | 261 | 300 | 1465 | 965 | 153 |

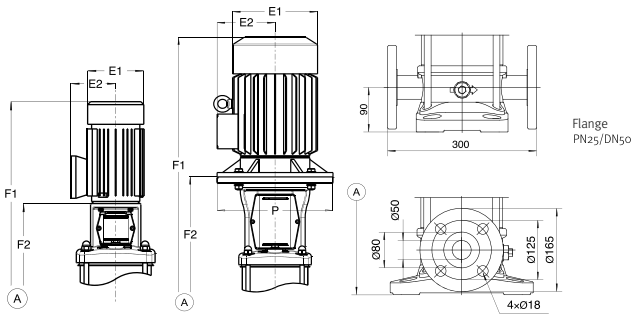

# Multi VS 20 **Supply** | Vertical surface

## Centrifugal multistage pump in-line for water supply, 100% stainless steel

### Applications
Pumping of clean water for domestic, industrial, agricultural and gardening purposes.

### Materials
Pump body, suction, discharge, diffusers and impellers in AISI 304.
Pump shaft in AISI 420.
Mechanical seal.
Motor casing in aluminium.
O-rings in FPM.

### Equipment
No cable.
Counter flanges not included.
Motor-wet end coupling system V18-flange C (IEC standard). For 11kW and 15kW motor V1-flange FF (IEC standard).

### Motor
Asynchronous 2 poles.
IPX4 protection.
Class F insulation.
Continuous operation.

### Range of use
Maximum water temperature 120 °C.

100% stainless steel | Inline connection | Temperature up to 120º | Pressure up to 170 m | Flow rate up to 480 l/min

### Features table

| Model | Motor | | | | Multi VS hydraulic data | | | | | | | | | | Code |
|---|---|---|---|---|---|---|---|---|---|---|---|---|---|---|---|
| | I [A] | | P2 | | l/min | 0 | 267 | 300 | 333 | 367 | 400 | 433 | 467 | 483 | |
| | 3~ 400V | 3~ 692V | [kW] | [HP] | m³/h | 0 | 16 | 18 | 20 | 22 | 24 | 26 | 28 | 29 | 3~400V/692V (Model T) |
| Multi VS 20 03 | 8,2 | 4,7 | 4 | 5,5 | mwc | 41 | 37 | 36 | 35 | 33 | 31 | 28 | 25 | 23 | 00200152 |
| Multi VS 20 05 | 11,2 | 6,5 | 5,5 | 7,5 | | 69 | 62 | 60 | 58 | 55 | 51 | 47 | 42 | 40 | 00200153 |
| Multi VS 20 06 | 15,4 | 8,9 | 7,5 | 10 | | 84 | 75 | 73 | 70 | 66 | 62 | 58 | 52 | 48 | 00200154 |
| Multi VS 20 08 | 21,6 | 12,5 | 11 | 15 | | 113 | 101 | 98 | 95 | 90 | 84 | 77 | 70 | 66 | 00200155 |
| Multi VS 20 12 | 28,7 | 16,4 | 15 | 20 | | 171 | 153 | 149 | 143 | 137 | 127 | 117 | 106 | 100 | 00200156 |

### Performance curve at 2900 rpm

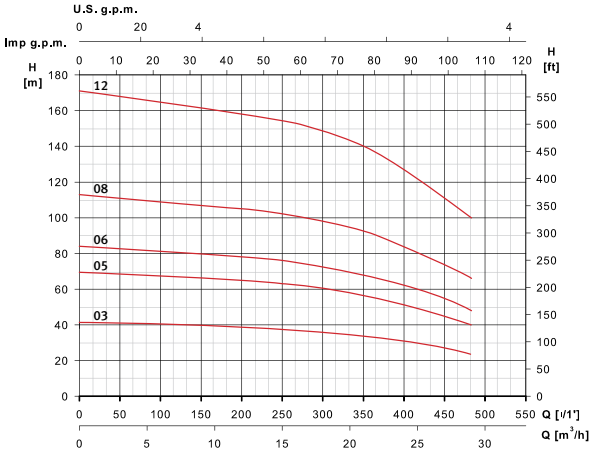


### Dimension and weight

| Model | Motor | | | Bomba Multi VS | | |
|---|---|---|---|---|---|---|
| | E1 | E2 | P | F1 | F2 | Kg |
| Multi VS 20 03 | 240 | 180 | - | 792 | 452 | 59 |
| Multi VS 20 05 | 257 | 168 | - | 1010 | 620 | 83 |
| Multi VS 20 06 | 257 | 168 | - | 1055 | 665 | 92 |
| Multi VS 20 08 | 314 | 264 | 300 | 1285 | 785 | 160 |
| Multi VS 20 12 | 314 | 261 | 350 | 1465 | 965 | 181 |

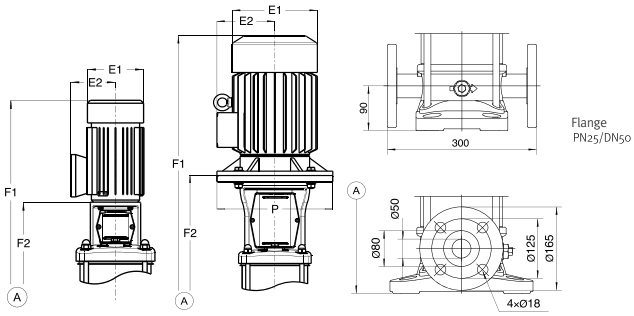

ESPA
www.espa.com

# Supply
## Automatic pressurization

## Automatic start and stop device

### Applications
Assembled on a pump, automatic start and stop based on water demand.
Adjustable starting pressure Range of use from 1,5 to 2,5 bar.

### Materials
Plastic components in technopolymer.
Internal membrane in EPDM.

### Equipment
Built-in check valve.
Unions included.
Model NP with cables without plug.
Dry-run protection.
Automatic reset function.

Dry running protection | Automatic reset | Start & stop according to water demand

### Features table

| Model | I [A] max. | Hz | Protection | Maximum pressure | Starting pressure | Differential pressure | Stopping pressure | Max. temp. [°C] | Ø Connection | Code 1~230V (Model NP) |
|---|---|---|---|---|---|---|---|---|---|---|
| Pressdrive | 12 | 50/60 | IP X5 | 10 bar | 1,5 - 2,5 bar | ≥ 0,7 bar | Max. given by the pump | 40 | 1" | 00205333 |

### Dimension and weight

| Model | A | B | Kg |
|---|---|---|---|
| Pressdrive | 281 | 134 | 1,5 |

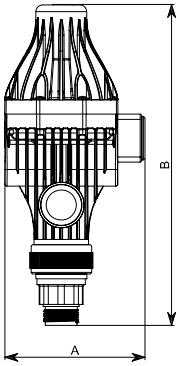

# Pressdrive 05 Supply | Automation devices

## Automatic start and stop device

### Applications
Assembled on a pump, automatic start and stop based on water demand.
Adjustable starting pressure Range of use from 1,5 to 2,5 bar.

### Materials
Plastic components in technopolymer.
Internal membrane in EPDM.

### Equipment
Built-in check valve.
Unions included.
Model NP with cables without plug.
Dry-run protection.
Automatic reset function.

Dry running protection | Automatic reset | Start & stop according to water demand

### Features table

| Model | I [A] max. | Hz | Protection | Maximum pressure | Starting pressure | Differential pressure | Stopping pressure | Max. temp. [°C] | Ø Connection | Code 1~230V (Model NP) |
|---|---|---|---|---|---|---|---|---|---|---|
| Pressdrive 05 | 12 | 50/60 | IP X5 | 10 bar | 1,5 - 2,5 bar | ≥ 1 bar | Max. given by the pump | 40 | 1" | 00205331 |

### Dimension and weight

| Model | A | B | C | D | E | Kg |
|---|---|---|---|---|---|---|
| Pressdrive 05 | 213 | 108 | 195 | 1" | 155 | 1,5 |

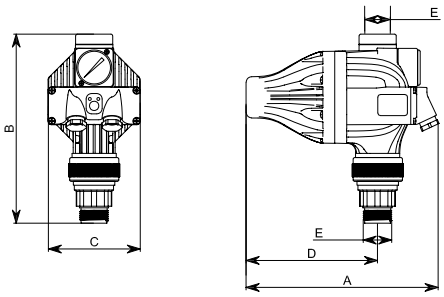

# Speedrive V2 **Supply** | Automation devices

## Variable frequency drive

### Applications
Assembled on a pump, booster set or installed on the wall, adjust the speed automatically to maintain the constant pressure and flow that apartment, building or installation demands at every moment.

### Materials
Body in aluminium.
Front cover in technopolymer.

### Equipment and features
IPX5 protection.
Maximum ambient temperature 40 °C.
Air cooled motor.
Maximum 8 pumps.
USB port for updating the device's firmware.
Adjustable working frequency.
Inputs:
- 1 analogue 4-20mA with 24V DC power supply.
- 1 digital for the level switch.

Outputs:
- 1 alarm signal.
- Potential-free output (FVC), maximum 1A, NA/NC contacts.

Communication serial port RS 485.
M22 with 2m of cable with plug type F.
T22 and T55 no cable.

### Protections
Dry-run protection with automatic reset.
Detection of pressure transducer failure.
Overcurrent and short-circuit with automatic reset.
Power supply voltage with automatic reset.
Internal overtemperature with automatic reset.
Earthing and motor phase error.
Communication error.

ESPA Efficient Engineering

Pressure transducer*

Device for digital pressure reading

### Features table

| Model | Input | | | | Output | | | | Code |
|---|---|---|---|---|---|---|---|---|---|
| | Power source voltage [V] | Power frequency [Hz] | Maximum motor current [A] | Recommended line protection [A] | Maximum motor power [kW] | Maximum motor current [A] | Motor voltage [V] | Motor frequency [Hz] | |
| Speedrive V2 M22 | 1~ 220V | 50/60 | 16 | 25 | 2,2 | 10 | 3~ 220V | 50/60 | 00203323 |
| Speedrive V2 T22 | 3~ 440V | 50/60 | 7 | 10 | 2,2 | 6 | 3~ 440V | 50/60 | 00205490 |
| Speedrive V2 T55 | 3~ 440V | 50/60 | 15 | 20 | 5,5 | 14 | 3~ 440V | 50/60 | 00203321 |

| Accessories | Code |
|---|---|
| Pressure transducer 4- 20 mA 1/4 G 10 bar | 00176579 |
| Wall installation kit | 00209380 |
| PCBA Modbus circuit | 00214754 |

### Dimension and weight

| Model | A | B | C | D | Kg |
|---|---|---|---|---|---|
| Speedrive V2 M22 | 207 | 207 | 178 | 71 | 3,4 |
| Speedrive V2 T22 | 207 | 207 | 142 | 85 | 2,7 |
| Speedrive V2 T55 | 207 | 207 | 142 | 85 | 2,7 |

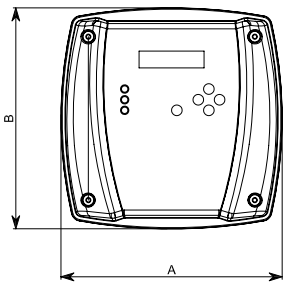


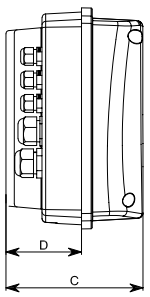


*Pressure transducer is required for operation.

# Tecnopres Supply | Booster

## Automatic centrifugal multistage pump for water supply

### Applications
Automatic pumping of clean water for domestic, industrial, agricultural and gardening purposes.
Silent.
Self-priming up to 2m.
Starting pressure 2 bar.

### Materials
Pump body and impellers in AISI 304.
Pump shaft in AISI 431.
Diffusers in technopolymer.
Mechanical seal.
Motor casing in aluminium.
O-rings in NBR/EPDM.

### Equipment
Built-in check valve.
2m of cable with plug type F.
Model KP with Kit Press included.
Dry-run protection.
Automatic reset function.

### Motor
Asynchronous 2 poles.
IPX5 protection.
Class F insulation.
Built-in thermal protection.
Continuous operation.

### Range of use
Maximum water temperature 40 °C.

### Operation
Automatic start and stop based on water demand.

### Features table

| Model | I [A] | P1 [kW] | P2 | | c [µF] | l/min | 15 | 30 | 45 | 60 | 75 | 90 | 105 | 120 | Code |
|---|---|---|---|---|---|---|---|---|---|---|---|---|---|---|---|
| | 1~ 230V | 1~ | [kW] | [HP] | | m³/h | 0,9 | 1,8 | 2,7 | 3,6 | 4,5 | 5,4 | 6,3 | 7,2 | 1~230V (Model M) |
| Tecnopres 15 4 | 3,5 | 0,79 | 0,55 | 0,75 | 12 | mwc | 40 | 35 | 24 | 14 | - | - | - | - | 00097535 |
| Tecnopres 15 5 | 4,1 | 0,95 | 0,75 | 1 | 12 | | 48 | 42 | 29 | 17 | - | - | - | - | 00097537 |
| Tecnopres 25 4 | 6,8 | 1,5 | 0,9 | 1,2 | 16 | | 43 | 42 | 40 | 37 | 33 | 28 | 22 | 15 | 00097539 |
| Tecnopres 25 5 | 7,4 | 1,7 | 1,1 | 1,5 | 30 | | 56 | 55 | 53 | 48 | 43 | 37 | 29 | 20 | 00097541 |

### Performance curve at 2900 rpm

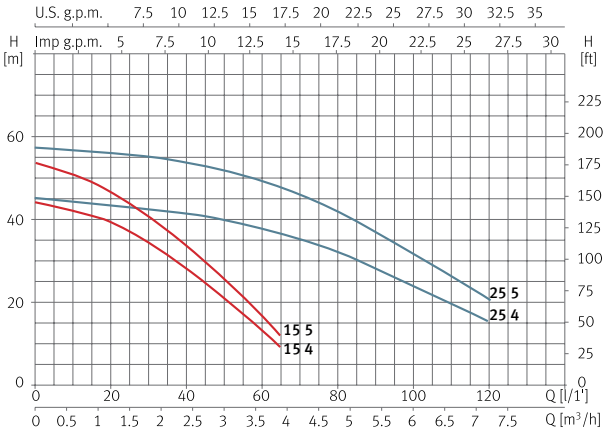


### Dimension and weight

| Model | A | B | C | D | E | F | G | H | DN | Kg |
|---|---|---|---|---|---|---|---|---|---|---|
| Tecnopres 15 4 | 88 | 149 | 196 | 108 | 281 | 188 | 221 | 233 | 1" | 10,3 |
| Tecnopres 15 5 | 88 | 149 | 196 | 108 | 305 | 188 | 244 | 233 | 1" | 11,2 |
| Tecnopres 25 4 | 88 | 149 | 196 | 108 | 298 | 188 | 237 | 267 | 1" | 11,3 |
| Tecnopres 25 5 | 88 | 149 | 196 | 108 | 325 | 188 | 263 | 289 | 1" | 12,2 |

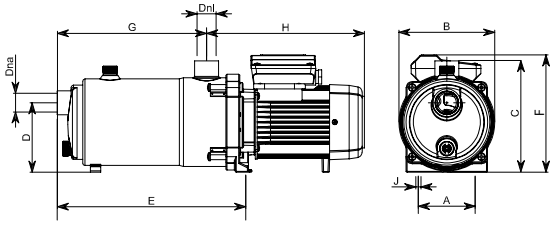

# Acuapres S **Supply | Booster**

## Automatic submersible monoblock centrifugal multistage pump for water supply

### Applications
Automatic pumping of clean water for domestic, industrial, agricultural and gardening purposes.
Suitable for open wells, ponds and tanks.
Starting pressure 2 bar.

### Materials
Pump body, suction, discharge, filter and impellers in AISI 304.
Pump shaft in AISI 431.
Diffusers in technopolymer.
Double mechanical seal.
O-rings in NBR/EPDM.

### Equipment
Built-in check valve.
15m of cable without plug.
Internal capacitor.
Kit Press included.
Dry-run protection.
Automatic reset function.

### Motor
Asynchronous 2 poles.
IPX8 protection.
Class F insulation.
Continuous operation.
Water cooled motor.
Built-in thermal protection.

### Range of use
Maximum water temperature 40 °C.
Maximum submersion 12m.

### Operation
Automatic start and stop based on water demand.

Complete set | Plug&Play | Submersible | Start & stop according to water demand

### Features table

| Model | I [A] | P1 [kW] | P2 | | c [µF] | l/min | 10 | 20 | 30 | 40 | 50 | 60 | 65 | Code |
|---|---|---|---|---|---|---|---|---|---|---|---|---|---|---|
| | 1~ 230V | 1~ | [kW] | [HP] | | m³/h | 0,6 | 1,2 | 1,8 | 2,4 | 3,0 | 3,6 | 3,9 | 1~230V (Model M) |
| Acuapres 07S 4 | 4 | 0,8 | 0,55 | 0,75 | 12 | mwc | 41 | 37 | 32 | 26 | 19 | 10 | 6 | 00209179 |
| Acuapres 07S 6 | 6,2 | 1,2 | 0,9 | 1,2 | 12 | | 60 | 55 | 47 | 37 | 26 | 15 | 9 | 00210154 |

### Performance curve at 2900 rpm

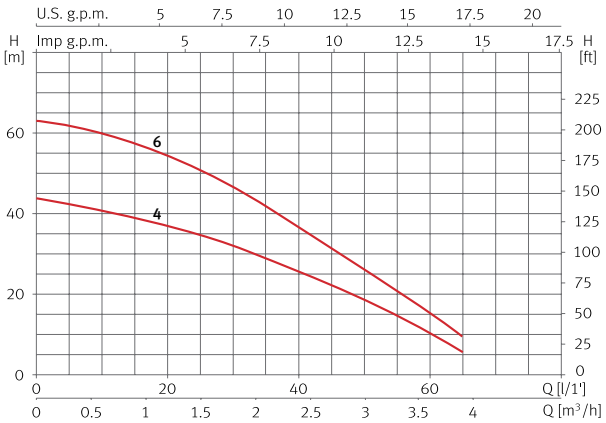


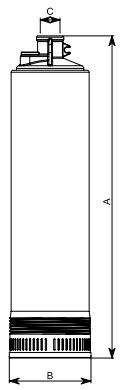


### Dimension and weight

| Model | A | B | C | Kg |
|---|---|---|---|---|
| Acuapres 07S 4 | 502 | 125 | 1" | 10,6 |
| Acuapres 07S 6 | 569 | 125 | 1" | 12,4 |

# Tecnoplus 15 Supply | Booster

## Automatic centrifugal multistage pump with variable speed for water supply

### Applications
Automatic pumping of clean water for domestic, industrial, agricultural and gardening purposes.
Silent.
Self-priming up to 2m.
Adjustable working pressure Range of use from 1,5 to 3,5 bar.

### Materials
Pump body and impellers in AISI 304.
Pump shaft in AISI 431.
Diffusers in technopolymer.
Mechanical seal.
Motor casing in aluminium.
O-rings in NBR/EPDM.

### Equipment
Built-in check valve.
Built-in pressure sensor.
2m of cable with plug type F.
Kit Press and pressure gauge included.
Dry-run protection.
Automatic reset function.

### Motor
Asynchronous 2 poles.
IPX5 protection.
Class F insulation.
Built-in thermal protection.
Continuous operation.

### Range of use
Maximum water temperature 40 °C.

### Operation
Variable speed to maintain the constant pressure and flow that apartment, building or installation demand at every moment.

ESPA Efficient Engineering

Complete set | Plug&Play | Ultra-quiet | Constant pressure | Maximum hydraulic comfort | Up to 5 taps simultaneously

### Features table

| Model | I [A] | P1 [kW] | P2 | | c [µF] | l/min | 5 | 10 | 30 | 45 | 50 | Code |
|---|---|---|---|---|---|---|---|---|---|---|---|---|
| | 1~ 230V | 1~ | [kW] | [HP] | | m³/h | 0,3 | 0,6 | 1,8 | 2,7 | 3 | 1~230V (Model M) |
| Tecnoplus 15 4 | 3,6 | 0,75 | 0,55 | 0,75 | 12 | mwc | 36 | 36 | 30 | 21 | 16,5 | 00131059 |

### Performance curve

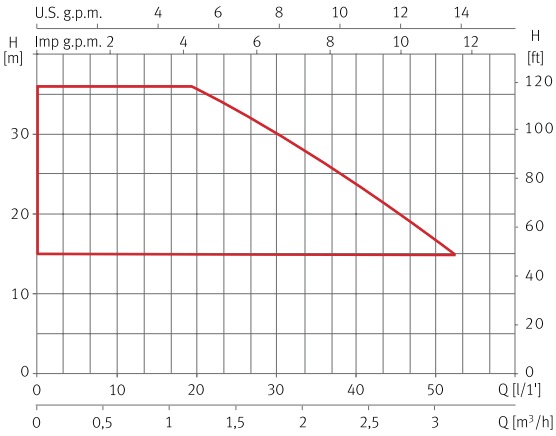


### Dimension and weight

| Model | A | B | C | D | E | F | G | H | J | K | L | M | Kg |
|---|---|---|---|---|---|---|---|---|---|---|---|---|---|
| Tecnoplus 15 4 | 439 | 108 | 261 | 200 | 216 | 241 | 254 | 88 | Ø243 | 196 | 1" | 1" | 10,5 |

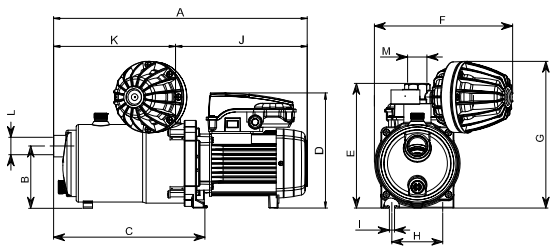

# Tecnoplus 25 Supply | Booster

## Automatic centrifugal multistage pump with variable speed for water supply

### Applications
Automatic pumping of clean water for domestic, industrial, agricultural and gardening purposes.
Silent.
Self-priming up to 2m.
Adjustable working pressure Range of use from 1,5 to 4 bar.

### Materials
Pump body and impellers in AISI 304.
Pump shaft in AISI 431.
Diffusers in technopolymer.
Mechanical seal.
Motor casing in aluminium.
O-rings in NBR/EPDM.

### Equipment
Built-in check valve.
Built-in pressure sensor.
2m of cable with plug type F.
Kit Press and pressure gauge included.
Dry-run protection.
Automatic reset function.

### Motor
Asynchronous 2 poles.
IPX5 protection.
Class F insulation.
Built-in thermal protection.
Continuous operation.

### Range of use
Maximum water temperature 40 °C.

### Operation
Variable speed to maintain the constant pressure and flow that apartment, building or installation demands at every moment.

ESPA Efficient Engineering

Complete set | Plug&Play | Ultra-quiet | Constant pressure | Maximum hydraulic comfort | Up to 12 taps simultaneously

### Features table

| Model | I [A] | P1 [kW] | P2 | | l/min | 45 | 60 | 75 | 90 | 110 | Code |
|---|---|---|---|---|---|---|---|---|---|---|---|
| | 1~ 230V | 1~ | [kW] | [HP] | m³/h | 2,7 | 3,6 | 4,5 | 5,4 | 6,6 | 1~230V (Model M) |
| Tecnoplus 25 4 | 8,8 | 1,4 | 0,9 | 1,2 | mwc | 40 | 37 | 33 | 25 | 19 | 00167577 |

### Performance curve

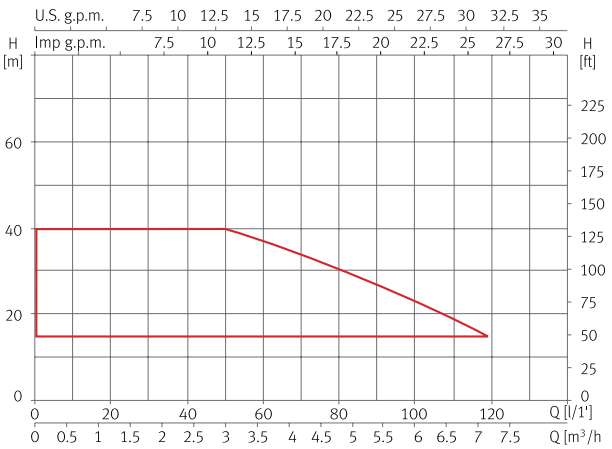


### Dimension and weight

| Model | A | B | C | D | E | F | G | H | I | J | K | L | Kg |
|---|---|---|---|---|---|---|---|---|---|---|---|---|---|
| Tecnoplus 25 4 | 468 | 107 | 244 | 221 | 216 | 149 | 254 | 88 | 190 | Ø9 | 278 | 1" | 15,5 |

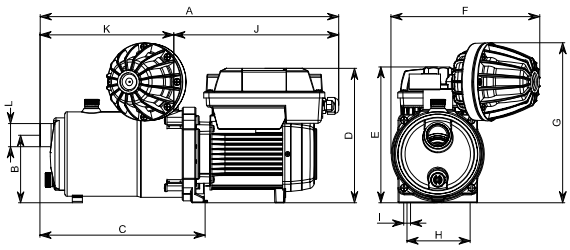

# Sub-tank FS **Supply | Booster**

## Automatic set with fixed speed for water supply

### Applications
To restore system pressure when the mains supply is insufficient, a pump may be used. However to comply with Water Authority Byelaws, a break tank must be incorporated, as the pump may not be connected directly to the mains water supply.
The ESPA Sub-tank system has been designed to solve this problem. A fully automatic unit, the Sub-Tank has a submersible stainless steel pump incorporated into the break tank giving space saving advantages in small plant rooms. Control is provided by a constant pressure device, with a built in pressure gauge. Electronics prevent starting without water. Installation is straightforward, with only three connection required.

### Tank dimensions
**200L** 60 cm x 85 cm height.
**300L** 65 cm x 93 cm x 96 cm height.
Outlet connection 1" BSPF.

### Materials and equipment
PE Polyethylene break tanks, 100% recyclable and silicone free construction.
Fitted with a 3/4" ball valve.
Pressure starts and stops pump automatically which supplies water at constant pressure. Prevents starting in the absence of water and avoids water hammer. Does not require any maintenance or pre-charge.

### Range of use
Start pressure 1.5 -3 Bar (adjustable).
Working pressure range 2 - 8 Bar.
Maximum temperature 40 °C.
IPX5 controller.
Noise levels are 65dB when filling set of water and 60 dB when pump set is running at 1 metre.
PS = Pressure switch version.

### Hydraulic performance table

| Model | I [A] | P1 [kW] | P2 | | Tank capacity in liters | Dry Weight [Kg] | Code |
|---|---|---|---|---|---|---|---|
| | 1~ 230V | 1~ | [kW] | [HP] | | | 1~230V (Model M) |
| Sub-tank 07 3M 200L PS05 | 2.9 | 0.6 | 0.37 | 0.5 | 200 | 44 | 00830027 |
| Sub-tank 07 3M 300L | 2.9 | 0.6 | 0.37 | 0.5 | 300 | 44 | 00830028 |
| Sub-tank 07 4M 300L | 4 | 0.8 | 0.55 | 0.75 | 300 | 45 | 00830030 |
| Sub-tank 07 5M 300L | 4.7 | 1 | 0.75 | 1 | 300 | 46 | 00830031 |
| Sub-tank 07 6M 300L | 6.2 | 1.2 | 0.9 | 1.2 | 300 | 47 | 00830032 |
| Sub-tank 07 7M 300L | 6.5 | 1.4 | 1.1 | 1.5 | 300 | 48 | 00830033 |
| Sub-tank 17 5M 300L | 7.4 | 1.6 | 0.9 | 1.2 | 300 | 49 | 00830034 |
| Sub-tank 17 7M 300L PS | 10.7 | 2.2 | 1.5 | 2 | 300 | 50 | 00830035 |
| Sub-tank 27 4M 300L | 7 | 1.5 | 0.9 | 1.2 | 300 | 52 | 00830036 |
| Sub-tank 27 6M 300L PS | 10.8 | 2.2 | 1.5 | 2 | 300 | 53 | 00830037 |

### Performance curve at 2900 rpm

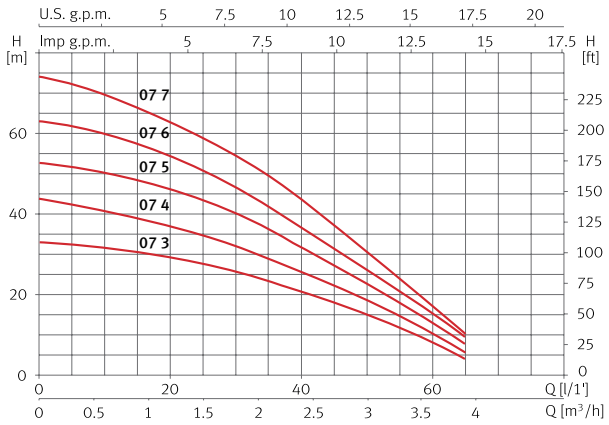


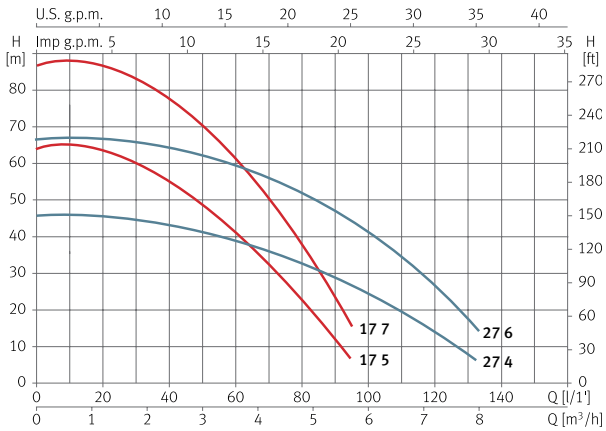

# Sub-tank VS **Supply | Booster**

## Automatic set with variable speed for water supply

### Applications
To restore system pressure when the mains supply is insufficient, a pump may be used. However to comply with Water Authority Byelaws, a break tank must be incorporated, as the pump may not be connected directly to the mains water supply.

The ESPA Sub-tank system has been designed to solve this problem. A fully automatic unit, the Sub-Tank has a submersible stainless steel pump giving space saving advantages in small plant rooms. An in-line inverter with built in pressure transducer provides energy efficient variable speed control. Electronic dry run protection prevents the pump starting without water. The digital displays online pump operation, standby, fault status and features anti-blocking, soft start and built in communications. The modular design offers multiple tank and pump combinations and can be expanded with additional units. Installation is straightforward, with only three connections required.

### Range of use
The pressure vessel requires a pre-charge with air 0.3-0.5 bar below the working pressure.
Adjustable working pressure 2-7 Bar.
Maximum temperature 0-35 °C.
IP68 pump.
IP65 controller.
1~230V.

### Materials and equipment
PE Polyethylene break tanks, 100% recyclable silicone free construction. Fitted with 3/4" ball valve. Inverter starts and stops pump automatically and supplies water at a constant pressure. Prevents starting in the absence of water and avoids water hammer. Inverter displays current absorption, set pressure, system pressure, cut in pressure and pump alarm.

### Tank dimensions
**300L** 65 cm x 93 cm x 96 cm height.
**500L** 69 cm x 99 cm x 131 cm height.
**800L** 69 cm x 129 cm x 170 cm height.
Outlet connection 1" BSPF.

### Hydraulic performance table

| Model | P2 | | Tank capacity options in liters |
|---|---|---|---|
| | [kW] | [HP] | |
| Sub-tank 3-08 I | 0.6 | 0.8 | 300/500/800 |
| Sub-tank 3-10 I | 0.75 | 1 | 300/500/800 |
| Sub-tank 3-12 I | 0.9 | 1.2 | 300/500/800 |
| Sub-tank 3-15 I | 1.1 | 1.5 | 300/500/800 |
| Sub-tank 5-08 I | 0.6 | 0.8 | 300/500/800 |
| Sub-tank 5-12 I | 0.9 | 1.2 | 300/500/800 |
| Sub-tank 5-15 I | 1.1 | 1.5 | 300/500/800 |

### Performance curve at 2900 rpm

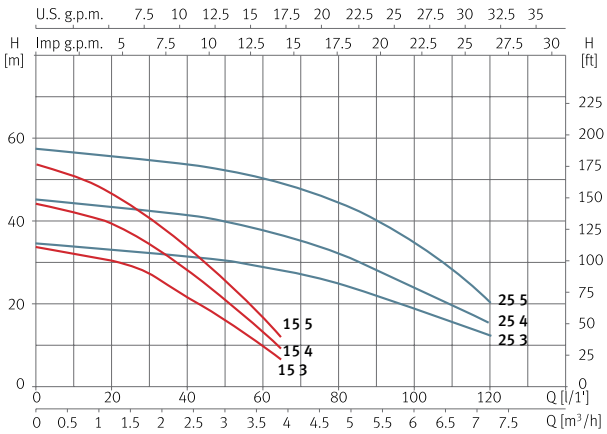


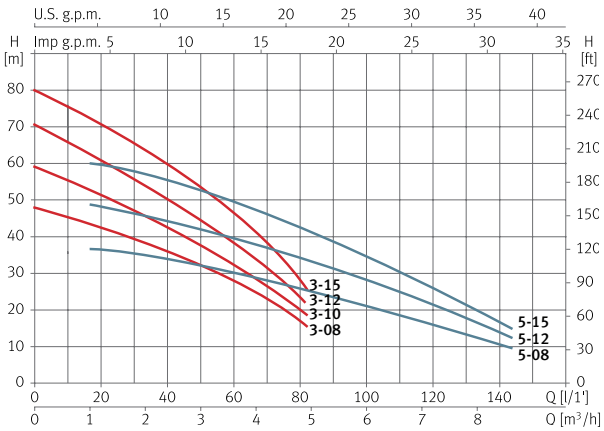

# CKE 1 Supply | Booster

## Automatic booster set with variable speed for water supply

### Applications
Automatic pumping of clean water for domestic, industrial, agricultural and gardening purposes.
Adjustable working pressure.

### Materials
**Multi:**
Pump body and impellers in AISI 304.
Pump shaft in AISI 420.
Diffusers in technopolymer.
Suction and discharge in cast iron with cataphoresis coating.
Mechanical seal.
Motor casing in aluminium.
O-rings in NBR/EPDM.
**Manifolds:** AISI 304.
**Valves and fittings:** Brass.

### Equipment included
Pump.
Speedrive V2.
Discharge manifold.
Control panel.
Valves.
Fittings.
Check valves.
Pressure tank (20l).
Pressure transducer.
Metallic base.

### Motor
Asynchronous 2 poles.
IPX5 protection.
Class F insulation.
Continuous operation.

### Range of use
Maximum water temperature 40 °C.

### Functions and protections
Dry-run protection with automatic reset function.
Detection of pressure transducer failure.
Overcurrent and short-circuit with automatic reset.
Power supply voltage with automatic reset.
Internal overtemperature with automatic reset.
Earthing and motor phase error.
Communication error.

### Operation
Variable speed to maintain the constant pressure and flow that apartment, building or installation demands at every moment.

ESPA Efficient Engineering

Complete set | Plug&Play | Ultra-quiet | Constant pressure | Maximum hydraulic comfort | Residential, commercial and agricultural use

### Features table

| Model | Maximum head [m] | Maximum flow [m³/h] | P2 [kW] | Speedrive V2 | Ø Pump | | Ø Discharge manifold | Code | |
|---|---|---|---|---|---|---|---|---|---|
| | | | | | Suction | Discharge | | 1~230V (Model M) | 3~400V (Model T) |
| CKE 1 Multi 25 4 | 59 | 5 | 0,75 | M22/T22 | 1 1/4" | 1 1/4" | 2" | 00176824 | 00176450 |
| CKE 1 Multi 25 5 | 74 | 5 | 0,9 | M22/T22 | 1 1/4" | 1 1/4" | 2" | 00176826 | 00176825 |
| CKE 1 Multi 35 4 | 55 | 10,5 | 1,1 | M22/T22 | 1 1/2" | 1 1/4" | 2" | 00176828 | 00176827 |
| CKE 1 Multi 35 5 | 67 | 10,5 | 1,5 | M22/T22 | 1 1/2" | 1 1/4" | 2" | 00176830 | 00176829 |
| CKE 1 Multi 35 6 | 83 | 10,5 | 2,2 | M22/T22 | 1 1/2" | 1 1/4" | 2" | 00205264 | 00176831 |
| CKE 1 Multi 35 8 | 110 | 10,5 | 3 | T55 | 1 1/2" | 1 1/4" | 2" | - | 00176832 |
| CKE 1 Multi 55 4 | 51 | 18 | 2,2 | T22 | 1 1/2" | 1 1/4" | 2" | - | 00176835 |
| CKE 1 Multi 55 6 | 79 | 18 | 3 | T55 | 1 1/2" | 1 1/4" | 2" | - | 00176836 |
| CKE 1 Multi 55 7 | 93 | 18 | 4 | T55 | 1 1/2" | 1 1/4" | 2" | - | 00176837 |

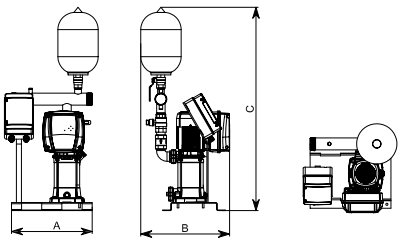


### Dimension and weight

| Model | A | B | C | Kg |
|---|---|---|---|---|
| CKE 1 Multi 25 | 400 | 450 | 1150 | 40 |
| CKE 1 Multi 35 | 400 | 500 | 1200 | 50/55 |
| CKE 1 Multi 55 | 400 | 550 | 1250 | 55/60 |

# CKE 2 Prisma **Supply | Booster**

## Automatic booster set with variable speed for water supply

### Applications
Automatic pumping of clean water for domestic, industrial, agricultural and gardening purposes.
Adjustable working pressure.

### Materials
Pump body and impellers in AISI 304.
Pump shaft in AISI 420.
Diffusers in technopolymer.
Suction and discharge in cast iron with cataphoresis coating.
Mechanical seal.
Motor casing in aluminium.
O-rings in NBR/EPDM.
**Manifolds:** AISI 304.
**Valves and fittings:** Brass.

### Equipment included
Pump (x2).
Speedrive V2 (x2).
Discharge and suction manifold.
Control panel.
Valves.
Fittings.
Check valves.
Pressure tank (20l).
Pressure transducer.
Metallic base.

### Motor
Asynchronous 2 poles.
IPX5 protection.
Class F insulation.
Continuous operation.

### Range of use
Maximum water temperature 40 °C.

### Functions and protections
Dry-run protection with automatic reset function.
Detection of pressure transducer failure.
Overcurrent and short-circuit with automatic reset.
Power supply voltage with automatic reset.
Internal overtemperature with automatic reset.
Earthing and motor phase error.
Communication error.

### Operation
Variable speed to maintain the constant pressure and flow that apartment, building or installation demands at every moment.

ESPA Efficient Engineering

Complete set | Plug&Play | Ultra-quiet | Constant pressure | Maximum hydraulic comfort | Residential, commercial and agricultural use

### Features table

| Model | Maximum head[m] | Maximum flow [m³/h] | P2 [kW] | Speedrive V2 | Ø Pump | | Ø Succion manifold | Ø Discharge manifold | Code | |
|---|---|---|---|---|---|---|---|---|---|---|
| | | | | | Suction | Discharge | | | 1~230V (Model M) | 3~400V (Model T) |
| CKE 2 Prisma 35 6 | 85 | 18 | 2,2 | M22/T22 | 1 1/4" | 1 1/4" | 2" | 2" | 00216672 | 00216673 |

### Performance curve

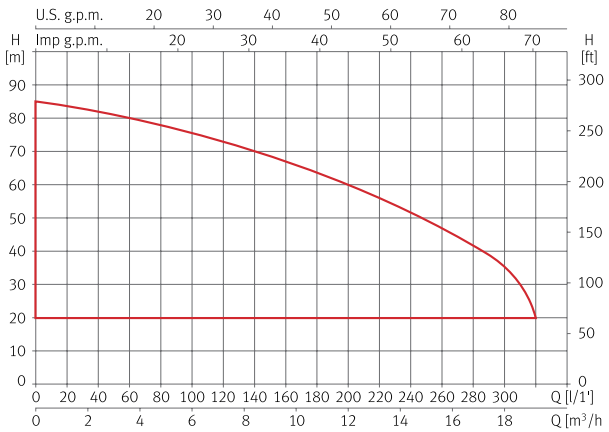


### Dimension and weight

| Model | A | B | C | Kg |
|---|---|---|---|---|
| CKE 2 Prisma 35 6 | 635 | 755 | 1047 | 80 |

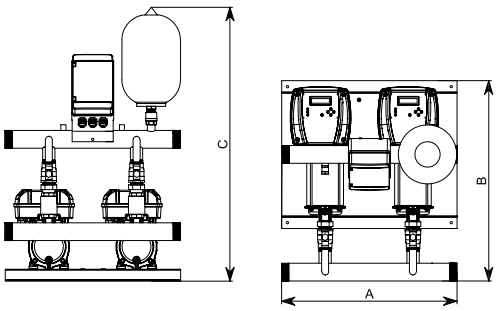

# CKE 2 Supply | Booster

## Automatic booster set with variable speed for water supply

### Applications
Automatic pumping of clean water for domestic, industrial, agricultural and gardening purposes.
Adjustable working pressure.

### Materials
**Multi and VE:**
Pump body and impellers in AISI 304.
Pump shaft in AISI 420.
Diffusers in technopolymer.
Suction and discharge in cast iron with cataphoresis coating.
Mechanical seal.
Motor casing in aluminium.
O-rings in NBR/EPDM.
**Manifolds:** AISI 304.
**Valves and fittings:** Brass.

### Equipment included
Pump (x2).
Speedrive V2 (x2).
Discharge manifold.
Model ASP with suction manifold.
Control panel.
Valves.
Fittings.
Check valves.
Pressure tank (20l).
Pressure transducer.
Metallic base.

### Motor
Asynchronous 2 poles.
IPX5 protection.
Class F insulation.
Continuous operation.

### Range of use
Maximum water temperature:
CKE with Multi and VE 40 °C.

### Functions and protections
Dry-run protection with automatic reset function.
Detection of pressure transducer failure.
Overcurrent and short-circuit with automatic reset.
Power supply voltage with automatic reset.
Internal overtemperature with automatic reset.
Earthing and motor phase error.
Communication error.

### Operation
Variable speed to maintain the constant pressure and flow that apartment, building or installation demands at every moment.

ESPA Efficient Engineering

Complete set
Plug&Play
Ultra-quiet
Constant pressure
Maximum hydraulic comfort
Residential, commercial and agricultural use

CKE 2 Multi

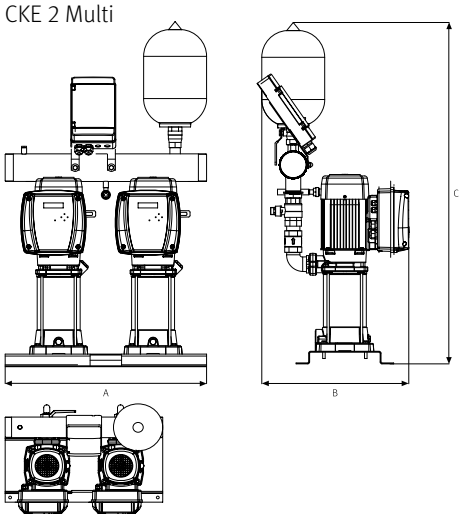


CKE 2 VE

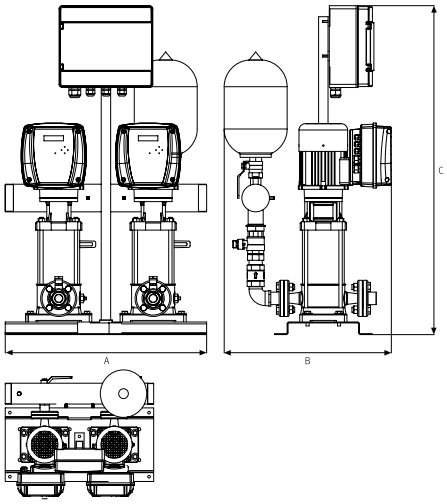


## Features table, dimension and weight

| Model | Maximum head [m] | Maximum flow [m³/h] | P2 [kW] | Speedrive V2 | Ø Pump | | Ø Manifold | Dimensions | | | Weight [Kg] | Code |
|---|---|---|---|---|---|---|---|---|---|---|---|---|
| | | | | | Suc. | Dis. | | A | B | C | | 1~230V (Model ASP) |
| CKE 2M Multi 25 4 | 59 | 10 | 0,75 | M22 | 1 1/4" | 1 1/4" | 2" | 640 | 440 | 975 | 56 | 00180440 |
| CKE 2M Multi 25 5 | 74 | 10 | 0,92 | M22 | 1 1/4" | 1 1/4" | 2" | 640 | 440 | 994 | 57 | 00180441 |
| CKE 2M Multi 35 4 | 55 | 21 | 1,1 | M22 | 1 1/2" | 1 1/4" | 2" | 640 | 464 | 1022 | 66 | 00180454 |
| CKE 2M Multi 35 5 | 67 | 21 | 1,5 | M22 | 1 1/2" | 1 1/4" | 2" | 640 | 464 | 1045 | 72 | 00180455 |
| CKE 2M Multi 35 6 | 83 | 21 | 2,2 | M22 | 1 1/2" | 1 1/4" | 2" | 640 | 464 | 1071 | 73 | 00216585 |

| Model | Maximum head [m] | Maximum flow [m³/h] | P2 [kW] | Speedrive V2 | Ø Pump | | Ø Manifold | Dimensions | | | Weight [Kg] | Code |
|---|---|---|---|---|---|---|---|---|---|---|---|---|
| | | | | | Suc. | Dis. | | A | B | C | | 3~400V (Model ASP) |
| CKE 2 Multi 25 4 | 59 | 10 | 0,75 | T22 | 1 1/4" | 1 1/4" | 2" | 640 | 440 | 975 | 56 | 00180438 |
| CKE 2 Multi 25 5 | 74 | 10 | 0,92 | T22 | 1 1/4" | 1 1/4" | 2" | 640 | 440 | 994 | 57 | 00180439 |
| CKE 2 Multi 35 4 | 55 | 21 | 1,1 | T22 | 1 1/2" | 1 1/4" | 2" | 640 | 464 | 1022 | 66 | 00180456 |
| CKE 2 Multi 35 5 | 67 | 21 | 1,5 | T22 | 1 1/2" | 1 1/4" | 2" | 640 | 464 | 1045 | 72 | 00180457 |
| CKE 2 Multi 35 6 | 83 | 21 | 2,2 | T22 | 1 1/2" | 1 1/4" | 2" | 640 | 464 | 1071 | 73 | 00180458 |
| CKE 2 Multi 35 8 | 110 | 21 | 3 | T55 | 1 1/2" | 1 1/4" | 2" | 640 | 500 | 1120 | 87 | 00180459 |
| CKE 2 Multi 35 10 | 138 | 21 | 4 | T55 | 1 1/2" | 1 1/4" | 2" | 640 | 500 | 1170 | 106 | 00202401 |
| CKE 2 Multi 55 4 | 51 | 36 | 2,2 | T22 | 1 1/2" | 1 1/4" | 3" | 640 | 500 | 1127 | 79 | 00180501 |
| CKE 2 Multi 55 6 | 79 | 36 | 3 | T55 | 1 1/2" | 1 1/4" | 3" | 640 | 533 | 1206 | 97 | 00180502 |
| CKE 2 Multi 55 7 | 93 | 36 | 4 | T55 | 1 1/2" | 1 1/4" | 3" | 640 | 533 | 1250 | 106 | 00180503 |

| Model | Maximum head [m] | Maximum flow [m³/h] | P2 [kW] | Speedrive V2 | Ø Pump Suc. / Dis. | | Ø Manifold | Dimensions | | | Weight [Kg] | Code |
|---|---|---|---|---|---|---|---|---|---|---|---|---|
| | | | | | | | | A | B | C | | 3~400V (Model ASP) |
| CKE 2 VE 121 3 | 50 | 54,5 | 4 | T55 | 50 | 50 | 4" | 650 | 550 | 1147 | 156 | 00209330 |
| CKE 2 VE 121 5 | 83 | 54,5 | 5,5 | T55 | 50 | 50 | 4" | 650 | 550 | 1295 | 200 | 00208675 |

# CKE 3 Supply | Booster

## Automatic booster set with variable speed for water supply

### Applications
Automatic pumping of clean water for domestic, industrial, agricultural and gardening purposes.
Adjustable working pressure.

### Materials
**Multi and VE:**
Pump body and impellers in AISI 304.
Pump shaft in AISI 420.
Diffusers in technopolymer.
Suction and discharge in cast iron with cataphoresis coating.
Mechanical seal.
Motor casing in aluminium.
O-rings in NBR/EPDM.
**Manifolds:** AISI 304.
**Valves and fittings:** Brass.

### Equipment included
Pump (x3).
Speedrive V2 (x3).
Discharge manifold.
Model ASP with suction manifold.
Control panel.
Valves.
Fittings.
Check valves.
Pressure tank (20l).
Pressure transducer.
Metallic base.

### Motor
Asynchronous 2 poles.
IPX5 protection.
Class F insulation.
Continuous operation.

### Range of use
Maximum water temperature:
CKE with Multi and VE 40 °C.

### Functions and protections
Dry-run protection with automatic reset function.
Detection of pressure transducer failure.
Overcurrent and short-circuit with automatic reset.
Power supply voltage with automatic reset.
Internal overtemperature with automatic reset.
Earthing and motor phase error.
Communication error.

### Operation
Variable speed to maintain the constant pressure and flow that apartment, building or installation demands at every moment.

ESPA Efficient Engineering

Complete set
Plug&Play
Ultra-quiet
Constant pressure
Maximum hydraulic comfort
Residential, commercial and agricultural use

CKE 3 Multi

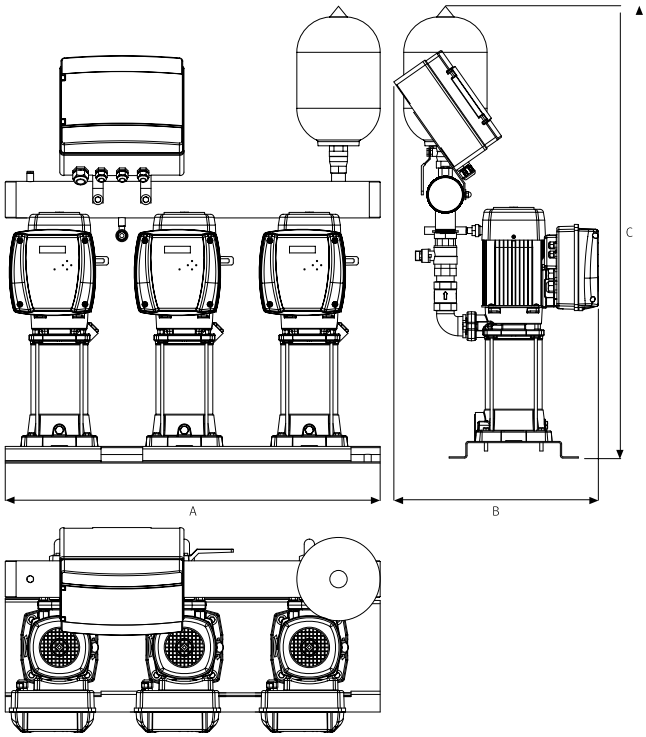


CKE 3 VE

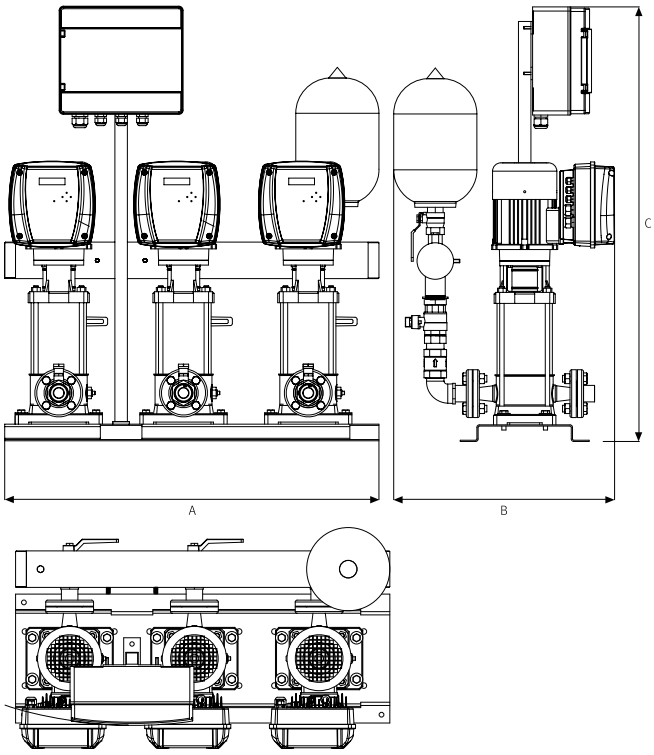


## Features table, dimension and weight

| Model | Maximum head [m] | Maximum flow [m³/h] | P2 [kW] | Speedrive V2 | Ø Pump | | Ø Manifold | Dimensions | | | Weight [Kg] | Code |
|---|---|---|---|---|---|---|---|---|---|---|---|---|
| | | | | | Suc. | Dis. | | A | B | C | | 3~400V (Model ASP) |
| CKE 3 Multi 35 4 | 55 | 31,5 | 1,1 | T22 | 1 1/2" | 1 1/4" | 3" | 900 | 464 | 1044 | 99 | 00180475 |
| CKE 3 Multi 35 5 | 67 | 31,5 | 1,5 | T22 | 1 1/2" | 1 1/4" | 3" | 900 | 464 | 1067 | 107 | 00180476 |
| CKE 3 Multi 35 6 | 83 | 31,5 | 2,2 | T22 | 1 1/2" | 1 1/4" | 3" | 900 | 464 | 1093 | 109 | 00180477 |
| CKE 3 Multi 35 8 | 110 | 31,5 | 3 | T55 | 1 1/2" | 1 1/4" | 3" | 900 | 500 | 1142 | 130 | 00180478 |
| CKE 3 Multi 35 10 | 138 | 31,5 | 4 | T55 | 1 1/2" | 1 1/4" | 3" | 900 | 500 | 1170 | 151 | 00180479 |
| CKE 3 Multi 55 4 | 51 | 54 | 2,2 | T22 | 1 1/2" | 1 1/4" | 3" | 900 | 500 | 1149 | 118 | 00180516 |
| CKE 3 Multi 55 6 | 79 | 54 | 3 | T55 | 1 1/2" | 1 1/4" | 3" | 900 | 533 | 1228 | 144 | 00180518 |
| CKE 3 Multi 55 7 | 93 | 54 | 4 | T55 | 1 1/2" | 1 1/4" | 3" | 900 | 533 | 1272 | 157 | 00180519 |

| Model | Maximum head [m] | Maximum flow [m³/h] | P2 [kW] | Speedrive V2 | Ø Pump Suc. / Dis. | | Ø Manifold | Dimensions | | | Weight [Kg] | Code |
|---|---|---|---|---|---|---|---|---|---|---|---|---|
| | | | | | | | | A | B | C | | 3~400V (Model ASP) |
| CKE 3 VE 121 3 | 50 | 82 | 4 | T55 | 50 | 50 | 4" | 900 | 550 | 1147 | 234 | 00216586 |
| CKE 3 VE 121 5 | 83 | 82 | 5,5 | T55 | 50 | 50 | 4" | 900 | 550 | 1295 | 300 | 00206668 |

# CKE 4 Supply | Booster

## Automatic booster set with variable speed for water supply

### Applications
Automatic pumping of clean water for domestic, industrial, agricultural and gardening purposes.
Adjustable working pressure.

### Materials
**Multi and VE:**
Pump body and impellers in AISI 304.
Pump shaft in AISI 420.
Diffusers in technopolymer.
Suction and discharge in cast iron with cataphoresis coating.
Mechanical seal.
Motor casing in aluminium.
O-rings in NBR/EPDM.
**Manifolds:** AISI 304.
**Valves and fittings:** Brass.

### Equipment included
Pump (x4).
Speedrive V2 (x4).
Discharge manifold.
Model ASP with suction manifold.
Control panel.
Valves.
Fittings.
Check valves.
Pressure tank (20l).
Pressure transducer.
Metallic base.

### Motor
Asynchronous 2 poles.
IPX5 protection.
Class F insulation.
Continuous operation.

### Range of use
Maximum water temperature:
CKE with Multi and VE 40 °C.

### Functions and protections
Dry-run protection with automatic reset function.
Detection of pressure transducer failure.
Overcurrent and short-circuit with automatic reset.
Power supply voltage with automatic reset.
Internal overtemperature with automatic reset.
Earthing and motor phase error.
Communication error.

### Operation
Variable speed to maintain the constant pressure and flow that apartment, building or installation demands at every moment.

ESPA Efficient Engineering

Complete set
Plug&Play
Ultra-quiet
Constant pressure
Maximum hydraulic comfort
Residential, commercial and agricultural use

CKE 4 Multi

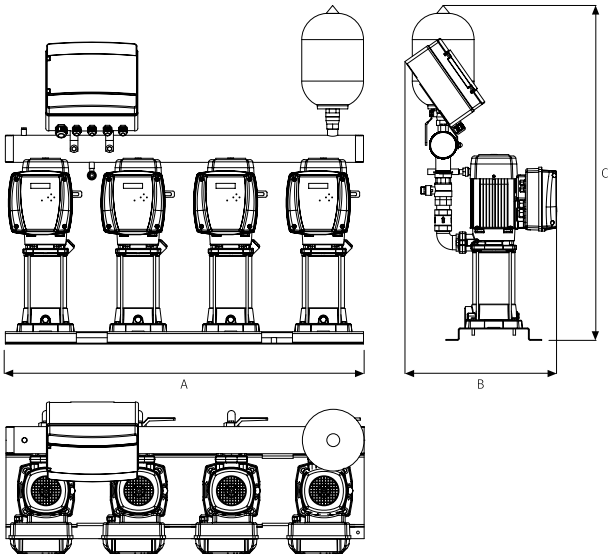


CKE 4 VE

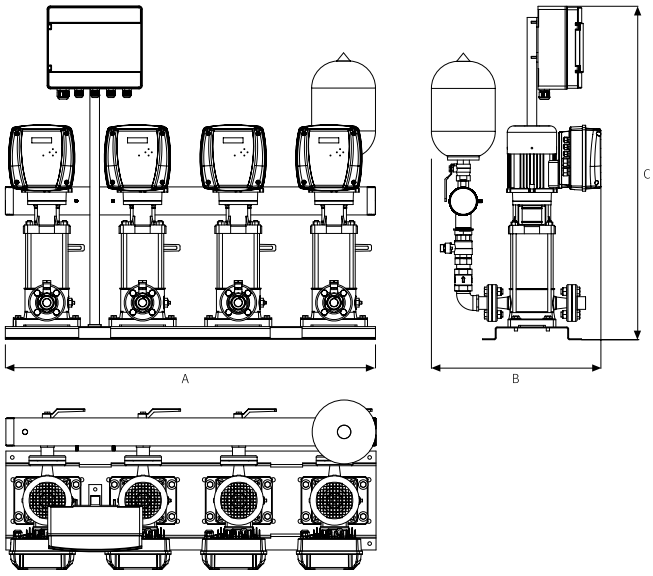


## Features table, dimension and weight

| Model | Maximum head [m] | Maximum flow [m³/h] | P2 [kW] | Speedrive V2 | Ø Pump | | Ø Manifold | Dimensions | | | Weight [Kg] | Code |
|---|---|---|---|---|---|---|---|---|---|---|---|---|
| | | | | | Suc. | Dis. | | A | B | C | | 3~400V (Model ASP) |
| CKE 4 Multi 35 4 | 55 | 42 | 1,1 | T22 | 1 1/2" | 1 1/4" | 3" | 1160 | 464 | 1044 | 131 | 00180489 |
| CKE 4 Multi 35 5 | 67 | 42 | 1,5 | T22 | 1 1/2" | 1 1/4" | 3" | 1160 | 464 | 1067 | 142 | 00180488 |
| CKE 4 Multi 35 6 | 83 | 42 | 2,2 | T22 | 1 1/2" | 1 1/4" | 3" | 1160 | 464 | 1093 | 144 | 00180491 |
| CKE 4 Multi 35 8 | 110 | 42 | 3 | T55 | 1 1/2" | 1 1/4" | 3" | 1160 | 500 | 1142 | 172 | 00180490 |
| CKE 4 Multi 35 10 | 138 | 42 | 4 | T55 | 1 1/2" | 1 1/4" | 4" | 1160 | 500 | 1170 | 198 | 00216587 |
| CKE 4 Multi 55 4 | 51 | 72 | 2,2 | T22 | 1 1/2" | 1 1/4" | 4" | 1160 | 500 | 1149 | 156 | 00180529 |
| CKE 4 Multi 55 6 | 79 | 72 | 3 | T55 | 1 1/2" | 1 1/4" | 4" | 1160 | 533 | 1228 | 191 | 00180530 |
| CKE 4 Multi 55 7 | 93 | 72 | 4 | T55 | 1 1/2" | 1 1/4" | 4" | 1160 | 533 | 1272 | 208 | 00180531 |

| Model | Maximum head [m] | Maximum flow [m³/h] | P2 [kW] | Speedrive V2 | Ø Pump Suc. / Dis. | | Ø Manifold | Dimensions | | | Weight [Kg] | Code |
|---|---|---|---|---|---|---|---|---|---|---|---|---|
| | | | | | | | | A | B | C | | 3~400V (Model ASP) |
| CKE 4 VE 121 3 | 50 | 109 | 4 | T55 | 50 | 50 | 4" | 1160 | 550 | 1147 | 312 | 00216588 |
| CKE 4 VE 121 5 | 83 | 109 | 5,5 | T55 | 50 | 50 | 4" | 1160 | 550 | 1295 | 400 | 00216589 |

ESPA

# Recirculation and filtration

The perfect duo to ensure ever clean water

# Centrifugal single stage pump for water recirculation and filtration

## Applications
Water recirculation and filtration for small swimming pools.
Silent.
Self-priming up to 4m.

## Materials
Pump body, impeller, diffuser, suction and discharge in technopolymer.
Pump shaft in AISI 431.
Mechanical seal.
Motor casing in aluminium.
O-rings in NBR/EPDM.

## Equipment
No cable.
Unions included 50mm and 1½”.

## Motor
Asynchronous 2 poles.
IPX5 protection.
Class F insulation.
Built-in thermal protection.
Continuous operation.

## Range of use
Maximum water temperature 40 °C.
Suitable for salt water up to 7 g/l.

High performance | Quiet | Very reliable | Easy to maintain | Flow rate up to 15 m³/h | Best seller

## Features table

| Model | I [A] | P1 [kW] | P2 | | c [µF] | l/min | 25 | 50 | 75 | 100 | 150 | 200 | 250 | 290 | Code |
|---|---|---|---|---|---|---|---|---|---|---|---|---|---|---|---|
| | 1~ 230V | 1~ | [kW] | [HP] | | m³/h | 1,5 | 3,0 | 4,5 | 6,0 | 9,0 | 12 | 15 | 17,4 | 1~230V (Model M) |
| Silen I 33 8 | 2 | 0,45 | 0,25 | 0,33 | 12 | mwc | 10,2 | 9,7 | 8,6 | 7,2 | 3,2 | - | - | - | 00203144 |
| Silen I 50 12 | 2,8 | 0,65 | 0,37 | 0,5 | 12 | | 12,3 | 11,9 | 11,3 | 10,5 | 8,1 | 4,6 | - | - | 00203145 |
| Silen I 100 15 | 3,8 | 0,85 | 0,75 | 1 | 12 | | 13,8 | 13,3 | 13 | 12,5 | 10,8 | 8,1 | 4,8 | 1,8 | 00203146 |

## Performance curve at 2900 rpm

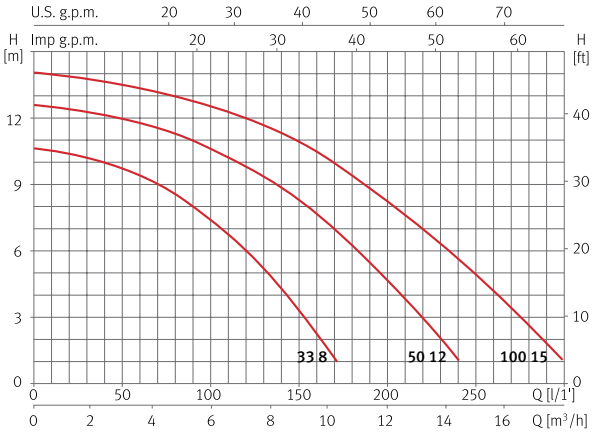


## Dimension and weight

| Model | A | B | C | D | E/G | F | H | I | J | K | Kg |
|---|---|---|---|---|---|---|---|---|---|---|---|
| Silen I 33 | 439 | 192 | 115 | 210 | 50 | 221 | 212 | 108 | Ø9 | 304 | 8,9 |
| Silen I 50 | 439 | 192 | 115 | 210 | 50 | 221 | 212 | 108 | Ø9 | 304 | 10,2 |
| Silen I 100 | 439 | 192 | 115 | 210 | 50 | 221 | 212 | 108 | Ø9 | 304 | 10,9 |

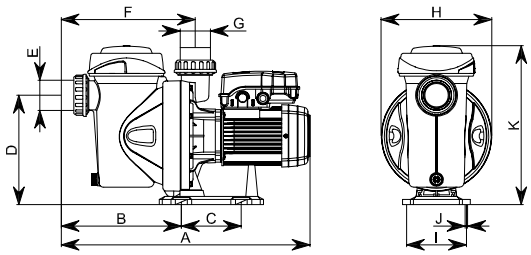

# Silen S **Recirculation and filtration | Recirculation**

## Centrifugal single stage pump for water recirculation and filtration

### Applications
Water recirculation and filtration for medium swimming pools.
Silent.
Self-priming up to 4m.

### Materials
Pump body, impeller, diffuser, suction and discharge in technopolymer.
Pump shaft in AISI 431.
Mechanical seal.
Motor casing in aluminium.
O-rings in NBR/EPDM.

### Equipment
No cable.
Unions included 50mm and 1½”.

### Motor
Asynchronous 2 poles.
IPX5 protection.
Class F insulation.
Single phase motor with built-in thermal protection.
Continuous operation.

### Range of use
Maximum water temperature 40 °C.
Suitable for salt water up to 7 g/l.

Quiet | Very reliable | Easy to maintain | Flow rate up to 22 m³/h | Best seller

### Features table

| Model | I [A] | | | P1 [kW] | | P2 | | c [µF] | l/min | 40 | 80 | 120 | 160 | 215 | 265 | 325 | 400 | Code | |
|---|---|---|---|---|---|---|---|---|---|---|---|---|---|---|---|---|---|---|---|
| | 1~ 230V | 3~ 230V | 3~ 400V | 1~ | 3~ | [kW] | [HP] | | m³/h | 2,4 | 4,8 | 7,2 | 9,6 | 12,9 | 15,9 | 19,5 | 24 | 1~230V (Model M) | 3~230V/400V (Model T) |
| Silen S 60 12 | 3,7 | 2,4 | 1,4 | 0,8 | 0,8 | 0,44 | 0,6 | 16 | mwc | 13,6 | 13,2 | 12,6 | 10,9 | 6,7 | - | - | - | 00203147 | 00203151 |
| Silen S 75 15 | 5,5 | 3,3 | 1,9 | 1,2 | 1 | 0,55 | 0,75 | 16 | | 15,2 | 15 | 14,5 | 13,1 | 9,9 | 6 | - | - | 00203148 | 00203152 |
| Silen S 100 18 | 6 | 3,8 | 2,2 | 1,4 | 1,2 | 0,75 | 1 | 16 | | 16,9 | 16,5 | 16 | 15 | 12,9 | 10 | 5,9 | - | 00203149 | 00203153 |
| Silen S 150 22 | 7,1 | 4,8 | 2,8 | 1,6 | 1,6 | 1,1 | 1,5 | 30 | | 18,6 | 18,2 | 17,7 | 16,9 | 15,1 | 13 | 10 | 5,1 | 00203150 | 00203154 |

### Performance curve at 2900 rpm

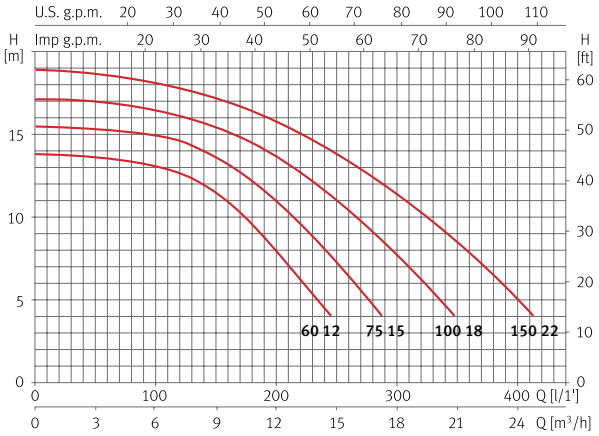


### Dimension and weight

| Model | A | B | C | D | E | F | G | H | I | J | K | Kg |
|---|---|---|---|---|---|---|---|---|---|---|---|---|
| Silen S 60 | 555 | 257 | 164 | 225 | 63 | 267 | 50 | 238 | 159 | Ø9 | 347 | 8,9 |
| Silen S 75 | 555 | 257 | 164 | 225 | 63 | 267 | 50 | 238 | 159 | Ø9 | 347 | 10,2 |
| Silen S 100 | 555 | 257 | 164 | 225 | 63 | 267 | 50 | 238 | 159 | Ø9 | 347 | 10,9 |
| Silen S 150 | 577 | 257 | 164 | 225 | 63 | 267 | 50 | 238 | 159 | Ø9 | 347 | 13,5 |

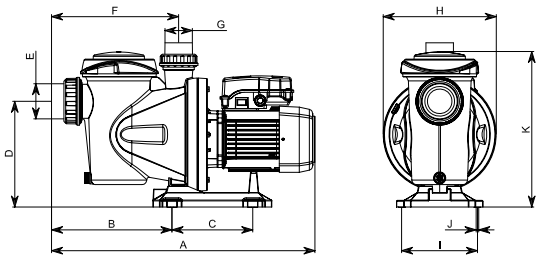

# Silen S2 Recirculation and filtration | Recirculation

## Centrifugal single stage pump for water recirculation and filtration

### Applications
Water recirculation and filtration for large swimming pools.
Silent.
Self-priming up to 4m.

### Materials
Pump body, impeller, diffuser, suction and discharge in technopolymer.
Pump shaft in AISI 431.
Mechanical seal.
Motor casing in aluminium.
O-rings in NBR/EPDM.

### Equipment
No cable.
Unions included 63mm and 2”.

### Motor
Asynchronous 2 poles.
IPX5 protection.
Class F insulation.
Single phase motor with built-in thermal protection.
Continuous operation.

### Range of use
Maximum water temperature 40 °C.
Suitable for salt water up to 7 g/l.

Quiet | Very reliable | Easy to maintain | Flow rate up to 36 m³/h

### Features table

| Model | I [A] | | | P1 [kW] | | P2 | | c [µF] | l/min | 100 | 150 | 250 | 350 | 450 | 500 | 550 | 650 | Code | |
|---|---|---|---|---|---|---|---|---|---|---|---|---|---|---|---|---|---|---|---|
| | 1~ 230V | 3~ 230V | 3~ 400V | 1~ | 3~ | [kW] | [HP] | | m³/h | 6,0 | 9,0 | 15 | 21 | 27 | 30 | 33 | 39 | 1~230V (Model M) | 3~230V/400V (Model T) |
| Silen S2 75 18 | 4,5 | 3,8 | 2,2 | 1 | 1 | 0,55 | 0,75 | 25 | mwc | 13,2 | 12,8 | 10 | 5,5 | - | - | - | - | 00203155 | 00203160 |
| Silen S2 100 24 | 7 | 4,8 | 2,8 | 1,5 | 1,6 | 0,9 | 1,2 | 25 | | 16,5 | 16 | 14,2 | 10 | 4 | - | - | - | 00203156 | 00203161 |
| Silen S2 150 29 | 8,5 | 5,3 | 3,1 | 1,9 | 1,9 | 1,1 | 1,5 | 25 | | 18,5 | 18,2 | 16,5 | 13 | 8,2 | 5,5 | - | - | 00203157 | 00203162 |
| Silen S2 200 31 | 9,7 | 6,5 | 3,8 | 2,2 | 2,2 | 1,5 | 2 | 30 | | 19,5 | 19,1 | 18 | 15 | 11,1 | 9 | 6,3 | - | 00203158 | 00203163 |
| Silen S2 300 36 | 12,5 | 8,6 | 5 | 2,8 | 2,6 | 2,2 | 3 | 60 | | 21,5 | 21 | 19,9 | 18 | 14,9 | 12,9 | 10,3 | 5 | 00203159 | 00203164 |

### Performance curve at 2900 rpm

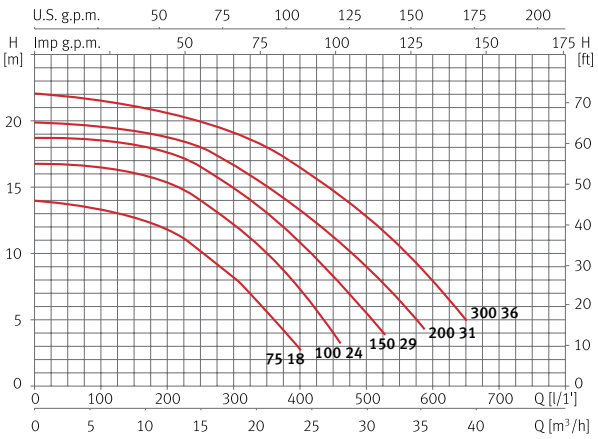


### Dimension and weight

| Model | A | B | C | D | E/G | F | H | I | J | K | Kg |
|---|---|---|---|---|---|---|---|---|---|---|---|
| Silen S2 75 | 624 | 272 | 219 | 222 | 63 | 285 | 268 | 188 | Ø13 | 327 | 14 |
| Silen S2 100 | 624 | 272 | 219 | 222 | 63 | 285 | 268 | 188 | Ø13 | 327 | 15 |
| Silen S2 150 | 624 | 272 | 219 | 222 | 63 | 285 | 268 | 188 | Ø13 | 327 | 18 |
| Silen S2 200 | 624 | 272 | 219 | 222 | 63 | 285 | 268 | 188 | Ø13 | 327 | 21 |
| Silen S2 300 | 624 | 272 | 219 | 222 | 63 | 285 | 268 | 188 | Ø13 | 327 | 23 |

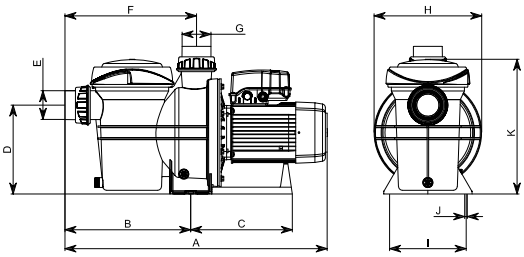

# Centrifugal single stage pump for seawater recirculation and filtration

## Applications
Seawater recirculation and filtration for small and medium swimming pools.
Silent.
Self-priming up to 4m.

## Materials
Pump body, impeller, diffuser, suction and discharge in technopolymer.
DUPLEX pump shaft.
Special mechanical seal for seawater.
Aluminium motor shield coated with cataphoresis treatment.
AISI 316 screws.
NBR seals.

## Equipment
2m of cable with plug type F.
Unions included 50mm & 1$^{1/2}$".

## Motor
Asynchronous 2 poles.
IPX5 protection.
Class F insulation.
Built-in thermal protection.
Continuous operation.

## Range of use
Maximum water temperature 40 °C.
Compatible with seawater.

NEW!

Quiet | Easy to maintain | With cable and plug | Flow rate up to 22 m³/h | Designed for seawater

## Features table

| Model | I [A] | P1 [kW] | P2 | | c [µF] | l/min | 40 | 80 | 120 | 160 | 215 | 265 | 325 | 400 | Code |
|---|---|---|---|---|---|---|---|---|---|---|---|---|---|---|---|
| | 1~ 230V | 1~ | [kW] | [HP] | | m³/h | 2,4 | 4,8 | 7,2 | 9,6 | 12,9 | 15,9 | 19,5 | 24 | 1~230V |
| Noxsalt 75 15 | 5,5 | 1,2 | 0,55 | 0,75 | 16 | mwc | 15,2 | 15 | 14,5 | 13,1 | 9,9 | 6 | - | - | 00217166 |
| Noxsalt 100 18 | 6 | 1,4 | 0,75 | 1 | 16 | | 16,9 | 16,5 | 16 | 15 | 12,9 | 10 | 5,9 | - | 00217167 |
| Noxsalt 150 22 | 7,1 | 1,6 | 1,1 | 1,5 | 30 | | 18,6 | 18,2 | 17,7 | 16,9 | 15,1 | 13 | 10 | 5,1 | 00217172 |

## Performance curve at 2900 rpm

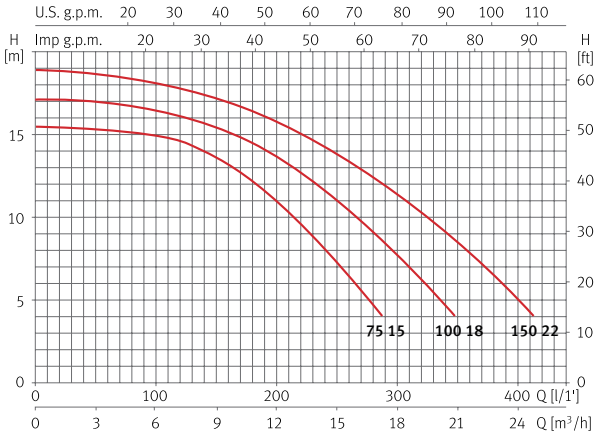


## Dimension and weight

| Model | A | B | C | D | E | F/G | H | I | J | K | Kg |
|---|---|---|---|---|---|---|---|---|---|---|---|
| Noxsalt 75 | 495 | 211 | 170 | 225 | 225 | 50 | 238 | 159 | 319 | Ø9 | 10,2 |
| Noxsalt 100 | 495 | 211 | 170 | 225 | 225 | 50 | 238 | 159 | 319 | Ø9 | 10,9 |
| Noxsalt 150 | 495 | 211 | 170 | 225 | 225 | 50 | 238 | 159 | 319 | Ø9 | 13,5 |

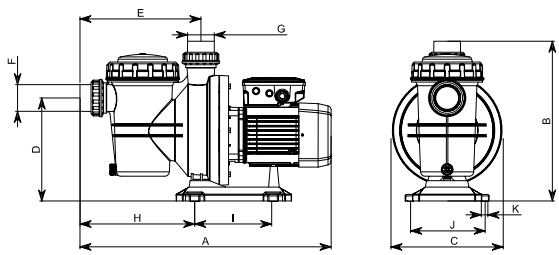

# Noxsalt plus **Recirculation and filtration** | Recirculation

ESPA

## Centrifugal single stage pump with variable speed for seawater recirculation and filtration

### Applications
Seawater recirculation and filtration for small and medium swimming pools.
Silent.
Self-priming up to 4m.

### Materials
Pump body, impeller, diffuser, suction and discharge in technopolymer.
DUPLEX pump shaft.
Special mechanical seal for seawater.
Aluminium motor shield coated with cataphoresis treatment.
AISI 316 screws.
NBR seals.

### Equipment
2m of cable with plug type F.
Unions included 50mm & 1$^{1/2}$".

### Motor
Asynchronous 2 poles.
IPX5 protection.
Class F insulation.
Built-in thermal protection.
Continuous operation.

### Range of use
Maximum water temperature 40 °C.
Compatible with seawater.

### Funcionamiento
Speed variation to adapt to the swimming pool working cycles.

NEW!

Energy savings up to 70% | Longer service life | Ultra-quiet | Easy to use | Better filtration and water quality | Designed for seawater

### Features table

| Model | Speed | I [A] | P1 [kW] | P2 | | l/min | 50 | 100 | 150 | 200 | 250 | Code |
|---|---|---|---|---|---|---|---|---|---|---|---|---|
| | | 1~ 230V | 1~ | [kW] | [HP] | m³/h | 3 | 6 | 9 | 12 | 15 | 1~230V |
| Noxsalt plus | High | 7,6 | 1,1 | 0,75 | 1 | mwc | 15,5 | 15 | 14 | 13 | 11 | 00217173 |
| | Medium | 3 | 0,4 | | | | 7,5 | 7 | 6 | 4,5 | - | |
| | Low | 1,2 | 0,16 | | | | 3,5 | 3 | 2 | - | - | |

### Performance curve

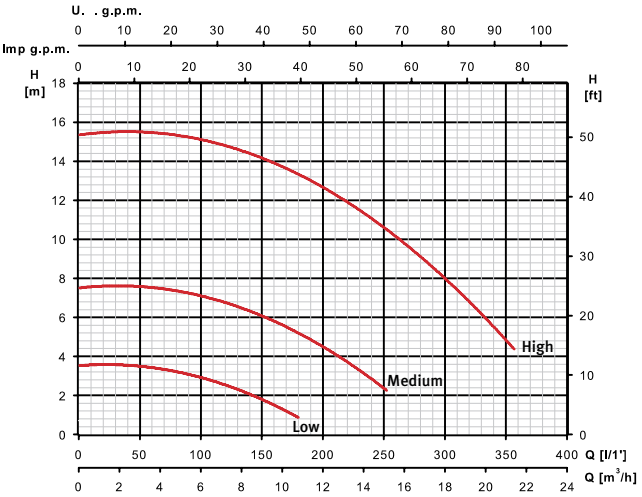


### Dimension and weight

| Model | A | B | C | D | E | F/G | H | I | J | K | Kg |
|---|---|---|---|---|---|---|---|---|---|---|---|
| Noxsalt plus | 549 | 346 | 238 | 223 | 262 | 50 | 170 | Ø9 | 159 | 248 | 12,8 |

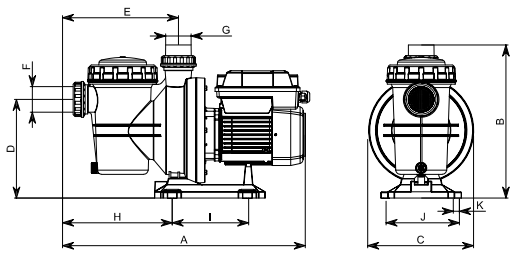

# Noxplus Recirculation and filtration | Recirculation

## Centrifugal single stage pump with variable speed for water recirculation and filtration

### Applications
Water recirculation and filtration for small and medium swimming pools.
Silent.
Self-priming up to 4m.

### Materials
Pump body, impeller, diffuser, suction and discharge in technopolymer.
Pump shaft in AISI 431.
Mechanical seal.
Motor casing in aluminium.
O-rings in NBR/EPDM.

### Equipment
2m of cable with plug type F.
Unions included 50mm and 1½”.

### Motor
Asynchronous 2 poles.
IPX5 protection.
Class F insulation.
Built-in thermal protection.
Continuous operation.

### Range of use
Maximum water temperature 40° C.
Suitable for salt water up to 7 g/l.

### Operation
Speed variation to adapt to the swimming pool working cycles.

ESPA Efficient Engineering

Energy savings up to 70% | Longer service life | Ultra-quiet | Easy to use | Better filtration and water quality

### Features table

| Model | Speed | I [A] | P1 [kW] | P2 | | l/min | 50 | 100 | 150 | 200 | 250 | Code |
|---|---|---|---|---|---|---|---|---|---|---|---|---|
| | | 1~ 230V | 1~ | [kW] | [HP] | m³/h | 3 | 6 | 9 | 12 | 15 | 1~230V (Model M) |
| Noxplus | High | 7,6 | 1,1 | 0,75 | 1 | mwc | 15,5 | 15 | 14 | 13 | 11 | 00214856 |
| | Medium | 3 | 0,4 | | | | 7,5 | 7 | 6 | 4,5 | - | |
| | Low | 1,2 | 0,16 | | | | 3,5 | 3 | 2 | - | - | |

### Performance curve

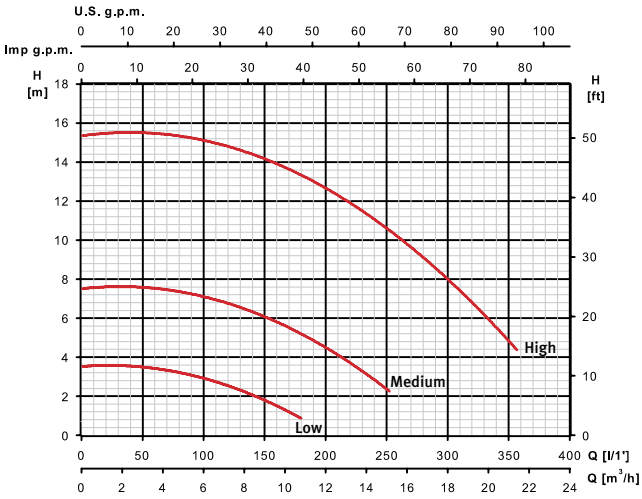


### Dimension and weight

| Model | A | B | C | D | E | F/G | H | I | J | K | Kg |
|---|---|---|---|---|---|---|---|---|---|---|---|
| Noxsalt plus | 549 | 346 | 238 | 223 | 262 | 50 | 170 | Ø9 | 159 | 248 | 12,8 |

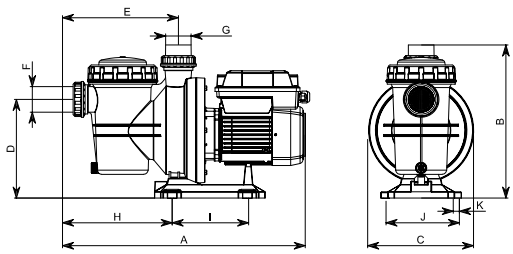

# Noxplus 2 Recirculation and filtration | Recirculation

## Centrifugal single stage pump with variable speed for water recirculation and filtration

### Applications
Water recirculation and filtration for medium and large swimming pools.
Silent.
Self-priming up to 4m.

### Materials
Pump body, impeller, diffuser, suction and discharge in technopolymer.
Pump shaft in AISI 431.
Mechanical seal.
Motor casing in aluminium.
O-rings in NBR/EPDM.

### Equipment
2m of cable with plug type F.
Unions included 63mm and 2”.

### Motor
Asynchronous 2 poles.
IPX5 protection.
Class F insulation.
Built-in thermal protection.
Continuous operation.

### Range of use
Maximum water temperature 40° C.
Suitable for salt water up to 7 g/l.

### Operation
Speed variation to adapt to the swimming pool working cycles.

ESPA Efficient Engineering

Energy savings up to 70% | Longer service life | Ultra-quiet | Easy to use | Better filtration and water quality

### Features table

| Model | Speed | I [A] | P1 [kW] | P2 | | l/min | 100 | 200 | 250 | 300 | 400 | Code |
|---|---|---|---|---|---|---|---|---|---|---|---|---|
| | | 1~ 230V | 1~ | [kW] | [HP] | m³/h | 6 | 12 | 15 | 18 | 24 | 1~230V (Model M) |
| Noxplus 2 | High | 10 | 1,5 | 1,5 | 2 | mwc | 15 | 13,5 | 12,5 | 11 | 7 | 00216726 |
| | Medium | 5,3 | 0,75 | | | | 9 | 7,5 | 6 | 5 | - | |
| | Low | 2 | 0,25 | | | | 4 | 2,5 | 1 | - | - | |

### Performance curve

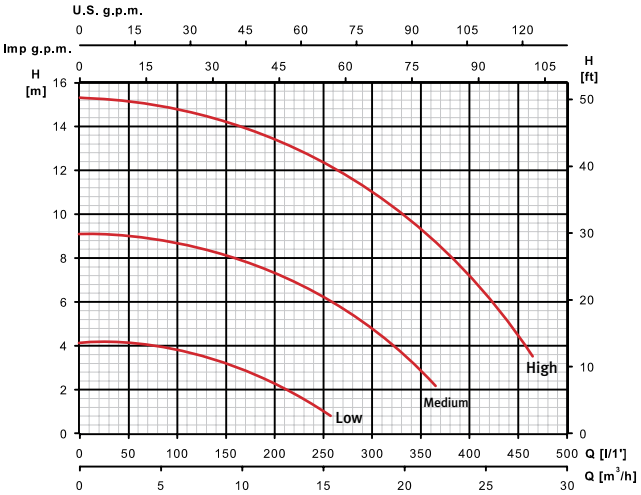


### Dimension and weight

| Model | A | B | C | D | E | F/G | H | I | J | K | Kg |
|---|---|---|---|---|---|---|---|---|---|---|---|
| Noxplus | 549 | 346 | 238 | 223 | 262 | 50 | 170 | Ø9 | 159 | 248 | 12,8 |

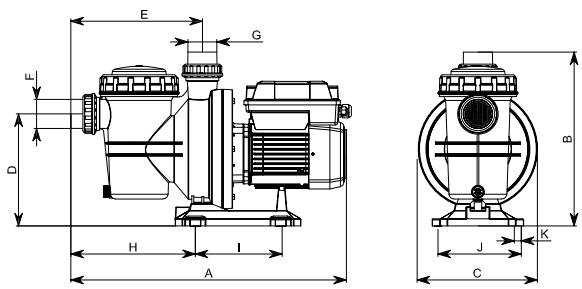

# Silenplus 1 **Recirculation and filtration** | Recirculation

## Centrifugal single stage pump with variable speed for water recirculation and filtration

### Applications
Water recirculation and filtration for medium swimming pools.
Silent.
Self-priming up to 4m.

### Materials
Pump body, impeller, diffuser, suction and discharge in technopolymer.
Pump shaft in AISI 431.
Mechanical seal.
Motor casing in aluminium.
O-rings in NBR/EPDM.

### Equipment
Control System included.
2m of cable with plug type F.
Unions included 50mm and 1½".

### Motor
Asynchronous 2 poles.
IPX5 protection.
Class F insulation.
Built-in thermal protection.
Continuous operation.

### Range of use
Maximum water temperature 40° C.
Suitable for salt water up to 7 g/l.

### Operation
Automatic speed variation to adapt to the swimming pool working cycles.

### Control System
Device that transmits the valve's position to the pump so that it activates the working cycle according to the valve's position.

ESPA Efficient Engineering

Download ESPA Evopool App for a better experience and management

Energy savings up to 80% | Longer service life | Ultra-quiet | Better filtration and water quality | Better backwashing | App - Easy management

### Features table

| Model | Speed | I [A] | P1 [kW] | P2 | | l/min | 50 | 100 | 150 | 200 | 250 | Code |
|---|---|---|---|---|---|---|---|---|---|---|---|---|
| | | 1~ 230V | 1~ | [kW] | [HP] | m³/h | 3 | 6 | 9 | 12 | 15 | 1~230V (Model M) |
| Silenplus 1 | Maximum | 8 | 1,1 | 0,75 | 1 | mwc | 17 | 16,5 | 14,5 | 13,8 | 11 | 00199398 |
| | Minimum | 1 | 0,1 | | | | 2,5 | 1,5 | - | - | - | |

### Performance curve

| Speed | 1 | 2 | 3 | 4 | 5 | 6 | 7 | 8 | 9 | 10 |
|---|---|---|---|---|---|---|---|---|---|---|
| Consumption [A] | 1 | 1,3 | 1,7 | 2,5 | 3,1 | 3,7 | 4,5 | 5,5 | 6,5 | 8 |

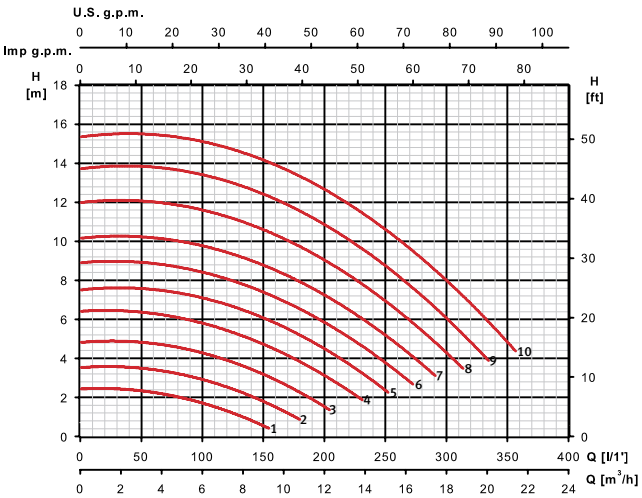


### Dimension and weight

| Model | A | B | C | D | E | F | G | H | I | J | K | Kg |
|---|---|---|---|---|---|---|---|---|---|---|---|---|
| Silenplus 1 | 555 | 257 | 164 | 225 | 63 | 267 | 50 | 238 | 159 | Ø9 | 319 | 11,8 |

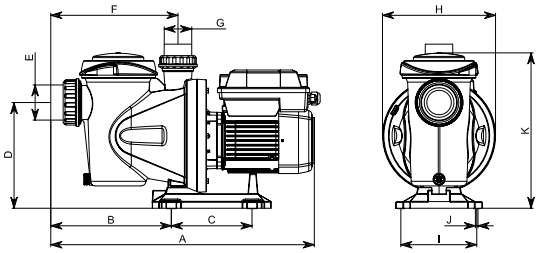


| Accessories | Code |
|---|---|
| PCBA home automation circuit | 00214755 |

# Silenplus 2 **Recirculation and filtration** | Recirculation

## Centrifugal single stage pump with variable speed for water recirculation and filtration

### Applications
Water recirculation and filtration for medium and large swimming pools.
Silent.
Self-priming up to 4m.

### Materials
Pump body, impeller, diffuser, suction and discharge in technopolymer.
Pump shaft in AISI 431.
Mechanical seal.
Motor casing in aluminium.
O-rings in NBR/EPDM.

### Equipment
Control System included.
2m of cable with plug type F.
Unions included 63mm and 2”.

### Motor
Asynchronous 2 poles.
IPX5 protection.
Class F insulation.
Built-in thermal protection.
Continuous operation.

### Range of use
Maximum water temperature 40° C.
Suitable for salt water up to 7 g/l.

### Operation
Automatic speed variation to adapt to the swimming pool working cycles.

### Control System
Device that transmits the valve’s position to the pump so that it activates the working cycle according to the valve’s position.

ESPA Efficient Engineering

Download ESPA Evopool App for a better experience and management

Energy savings up to 80% | Longer service life | Ultra-quiet | Better filtration and water quality | Better backwashing | App - Easy management

### Features table

| Model | Speed | I [A] | P1 [kW] | P2 | | l/min | 100 | 200 | 250 | 300 | 400 | Code |
|---|---|---|---|---|---|---|---|---|---|---|---|---|
| | | 1~ 230V | 1~ | [kW] | [HP] | m³/h | 6 | 12 | 15 | 18 | 24 | 1~230V (Model M) |
| Silenplus 2 | Maximum | 10 | 2,2 | 1,5 | 2 | mwc | 15 | 13,5 | 12,5 | 11,5 | 7,5 | 00199399 |
| | Minimum | 1,2 | 0,17 | | | | 2 | 1 | - | - | - | |

### Performance curve

| Speed | 1 | 2 | 3 | 4 | 5 | 6 | 7 | 8 | 9 | 10 |
|---|---|---|---|---|---|---|---|---|---|---|
| Consumption [A] | 1,2 | 1,8 | 2,4 | 3,2 | 4,3 | 5 | 6,1 | 6,8 | 9 | 10 |

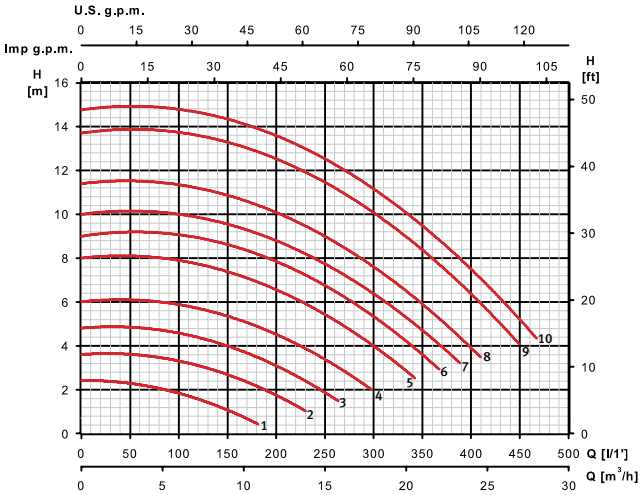


### Dimension and weight

| Model | A | B | C | D | E/G | F | H | I | J | K | Kg |
|---|---|---|---|---|---|---|---|---|---|---|---|
| Silenplus 2 | 624 | 272 | 253 | 222 | 63 | 285 | 268 | 188 | Ø13 | 327 | 21,9 |

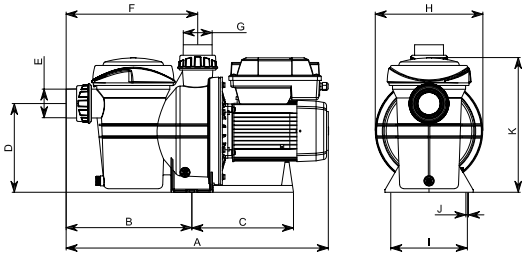


| Accessories | Code |
|---|---|
| PCBA home automation circuit | 00214755 |

# Silenplus 3 **Recirculation and filtration** | Recirculation

## Centrifugal single stage pump with variable speed for water recirculation and filtration

### Applications
Water recirculation and filtration for large swimming pools.
Silent.
Self-priming up to 4m.

### Materials
Pump body, impeller, diffuser, suction and discharge in technopolymer.
Pump shaft in AISI 431.
Mechanical seal.
Motor casing in aluminium.
O-rings in NBR/EPDM.

### Equipment
Control System included.
2m of cable with plug type F.
Unions included 63mm and 2".

### Motor
Asynchronous 2 poles.
IPX5 protection.
Class F insulation.
Built-in thermal protection.
Continuous operation.

### Range of use
Maximum water temperature 40° C.
Suitable for salt water up to 7 g/l.

### Operation
Automatic speed variation to adapt to the swimming pool working cycles.

### Control System
Device that transmits the valve's position to the pump so that it activates the working cycle according to the valve's position.

ESPA Efficient Engineering

Download ESPA Evopool App for a better experience and management

Energy savings up to 80% | Longer service life | Ultra-quiet | Better filtration and water quality | Better backwashing | App - Easy management

### Features table

| Model | Speed | I [A] | P1 [kW] | P2 | | l/min | 100 | 200 | 300 | 400 | 600 | Code |
|---|---|---|---|---|---|---|---|---|---|---|---|---|
| | | 1~ 230V | 1~ | [kW] | [HP] | m³/h | 6 | 12 | 18 | 24 | 36 | 1~230V (Model M) |
| Silenplus 3 | Maximum<br>Minimum | 14,8<br>1,6 | 2,6<br>0,2 | 2,2 | 3 | mwc | 21,5<br>3,5 | 20,5<br>2,5 | 19<br>- | 16,5<br>- | 8<br>- | 00200519 |

### Performance curve

| Speed | 1 | 2 | 3 | 4 | 5 | 6 | 7 | 8 | 9 | 10 |
|---|---|---|---|---|---|---|---|---|---|---|
| Consumption [A] | 1,6 | 2,3 | 3,4 | 4,6 | 5,7 | 7,3 | 8,6 | 10,5 | 12,3 | 14,8 |

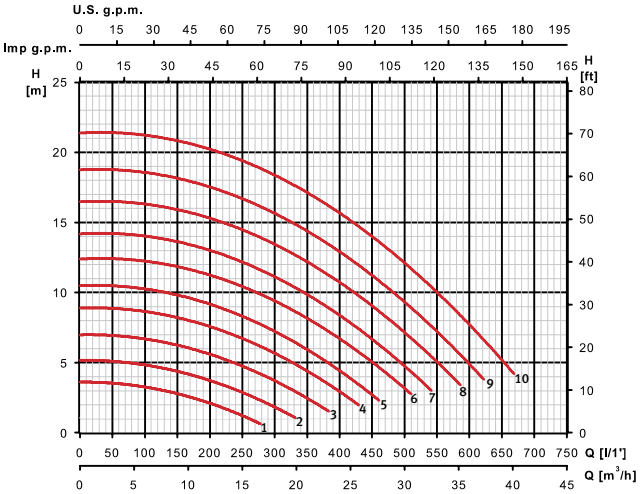


### Dimension and weight

| Model | A | B | C | D | E/G | F | H | I | J | K | Kg |
|---|---|---|---|---|---|---|---|---|---|---|---|
| Silenplus 3 | 624 | 272 | 253 | 222 | 63 | 285 | 268 | 188 | Ø13 | 368 | 23,9 |

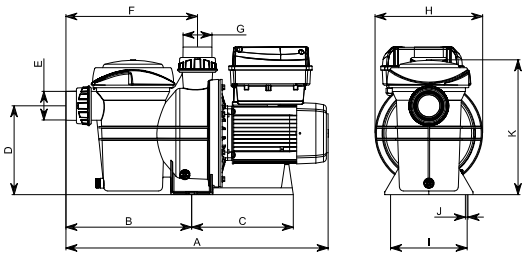


| Accessories | Code |
|---|---|
| PCBA home automation circuit | 00214755 |

# Sand filter for water filtration

## Filterkit Base

Filter with valve made of polyethylene resistant to chemical and weather agents.
Blow moulded in single piece with base built into the filter.
With top mount 6-way valve.

## Features

Maximum working pressure 2,5 bar.
Connection of 1½".
Fitted with pressure gauge and air valve.
Double drainage in the lower section of the filter, ½" to totally empty the filter and ¼" to empty water without loss of sand.
Suitable for salt water up to 7 g/l.

Residential swimming pool

## Features table

| Model | Filter | | | Code |
|---|---|---|---|---|
| | Ø filter [mm] | Flow [m³/h] | Sand load [Kg] | |
| FKB 350 6TP | 350 (14") | 6 | 35 | 00160863 |
| FKB 450 6TP | 450 (18") | 8 | 75 | 00134538 |
| FKB 550 6TP | 550 (22") | 12 | 100 | 00134539 |

| Accessories | Code |
|---|---|
| Kit valve 6TP 1½" | 00149974 |

## Dimension and weight

| Model | A | B | C | Kg |
|---|---|---|---|---|
| FKB 350 6TP | 350 | 735 | 258 | 5,6 |
| FKB 450 6TP | 450 | 832 | 330 | 7,7 |
| FKB 550 6TP | 550 | 832 | 440 | 10,1 |

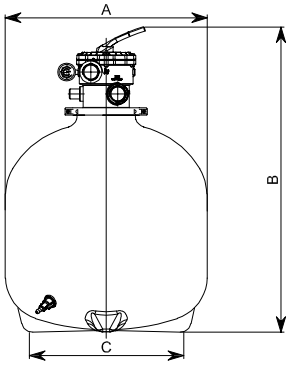

# Sand filter for water filtration

## Filterkit Plus

Filter with valve made of polypropylene resistant to chemical and weather agents.
Injection moulded with the two halves thermally welded.
With side mount 6-way valve.

## Features

Maximum working pressure 3,5 bar.
Connection of 1½" for 520 and 620 models and 2" connection for 760 model.
Fitted with pressure gauge and air valve.
Double drainage in the lower section of the filter, 1½" to totally empty the filter and ½" to empty water without loss of sand.
Suitable for salt water up to 7 g/l.

Very reliable | Robust | Residential swimming pool

## Features table

| Model | Filter | | | Code |
|---|---|---|---|---|
| | Ø filter [mm] | Flow [m³/h] | Sand load [Kg] | |
| FKP 520 6LT | 520 (20") | 10 | 85 | 00130906 |
| FKP 620 6LT | 620 (24") | 14 | 145 | 00130907 |
| FKP 760 6LT | 760 (30") | 21 | 300 | 00130908 |

## Dimension and weight

| Model | A | B | C | D | E | Ø | Kg |
|---|---|---|---|---|---|---|---|
| FKP 520 6LT | 844 | 886 | 422 | 460 | 519 | 520 | 21,7 |
| FKP 620 6LT | 943 | 957 | 422 | 501 | 560 | 620 | 23,7 |
| FKP 760 6LT | 1.102 | 1.114 | 422 | 630 | 715 | 767 | 34 |

| Accessories | Code |
|---|---|
| Kit valve 6LT 1½" | 00149976 |
| Kit valve 6LT 2" | 00149977 |

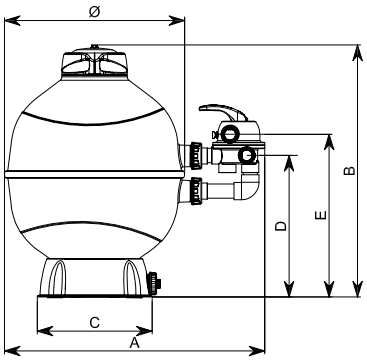

| Model | Filter | | | Pump | | Code |
|---|---|---|---|---|---|---|
| | Ø filter [mm] | Nominal flow [m3/h] | Silex load [Kg] | P2 (HP) | I (A) 1~ | 1~230V (Model M) |
| TKP NT 520 SILEN I 100 15M Tekbox | 520 (20") | 10 | 85 | 1 | 3.8 | 00134465 |

# Centrifugal multistage pump for pool cleaners

## Applications
Booster pump for pool cleaners.
Designed to operate with chlorinated and salty water.

## Materials
Pump body, diffusers, suction and discharge in technopolymer.
Impellers in AISI 316.
Pump shaft in AISI 431.
Mechanical seal.
Motor casing in aluminium.
O-rings in NBR/EPDM.

## Equipment
No cable.

## Motor
Asynchronous 2 poles.
IPX5 protection.
Class F insulation.
Built-in thermal protection.
Continuous operation.

## Range of use
Maximum water temperature 40 °C.
Suitable for salt water up to 7 g/l.

## Features table

| Model | I [A] | P1 [kW] | P2 | | c [µF] | l/min | 10 | 30 | 40 | 50 | 60 | 65 | 70 | 80 | Code |
|---|---|---|---|---|---|---|---|---|---|---|---|---|---|---|---|
| | 1~ 230V | 1~ | [kW] | [HP] | | m³/h | 0,6 | 1,8 | 2,4 | 3,0 | 3,6 | 3,9 | 4,3 | 4,8 | 1~230V (Model M) |
| Multipool | 6 | 1,3 | 0,75 | 1 | 16 | mwc | 53 | 47 | 43 | 37 | 32 | 28 | 24 | 17 | 00202038 |

## Performance curve at 2900 rpm

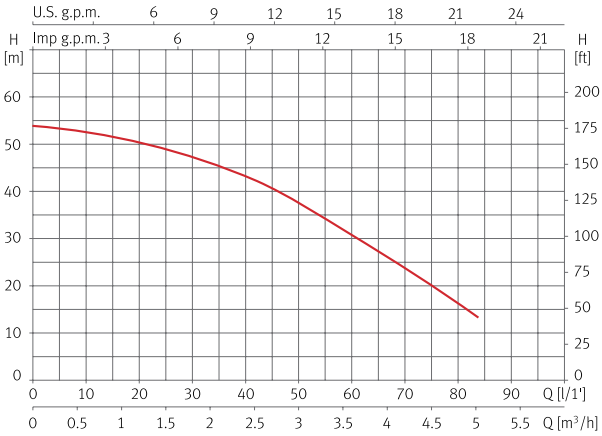


## Dimension and weight

| Model | A | B | C | D | E | F/G | H | I | J | K | Kg |
|---|---|---|---|---|---|---|---|---|---|---|---|
| Multipool | 415 | 248 | 190 | 155 | 120 | 1" | 198 | 225 | 94 | Ø9 | 10,5 |

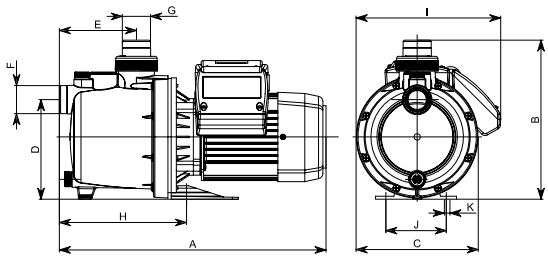

# Centrifugal single stage pump for water stream

## Applications
Generation of a strong water stream to transform swimming pools into a place for sport and leisure.
Self-priming up to 4m.

## Materials
Pump body, impeller, diffuser, suction and discharge in technopolymer.
Pump shaft in AISI 431.
Mechanical seal.
Motor casing in aluminium.
O-rings in NBR/EPDM.

## Equipment
No cable.
Unions not included.

## Motor
Asynchronous 2 poles.
IPX5 protection.
Class F insulation.
Single phase motor with built-in thermal protection.
Continuous operation.

## Range of use
Maximum water temperature 40 °C.
Suitable for salt water up to 7 g/l.

Counter-current swimming Sea water

## Features table

| Model | I [A] | | | P1 [kW] | | P2 | | c [µF] | l/min | 100 | 200 | 400 | 600 | 800 | 1000 | 1200 | 1300 | Code | |
|---|---|---|---|---|---|---|---|---|---|---|---|---|---|---|---|---|---|---|---|
| | 1~ 230V | 3~ 230V | 3~ 400V | 1~ | 3~ | [kW] | [HP] | | m³/h | 6,0 | 12 | 24 | 36 | 48 | 60 | 72 | 78 | 1~230V (Model M) | 3~230V/400V (Model T) |
| Nadorself 200 | 10,2 | 7 | 4,1 | 2,2 | 2,2 | 1,5 | 2 | 40 | mwc | 12,9 | 12,2 | 10,6 | 8,5 | 6 | - | - | - | 00203165 | 00203167 |
| Nadorself 300 | 13,4 | 8,6 | 5 | 3 | 3 | 2,2 | 3 | 60 | | 14,6 | 14 | 12,8 | 11,3 | 9 | 6,5 | - | - | 00203166 | 00203168 |
| Nadorself 400 | - | 11,8 | 6,8 | - | 3,4 | 3 | 4 | - | | 17,2 | 16,6 | 15,3 | 13,8 | 11,6 | 9,4 | 6,3 | 4,5 | - | 00203169 |

## Performance curve at 2900 rpm

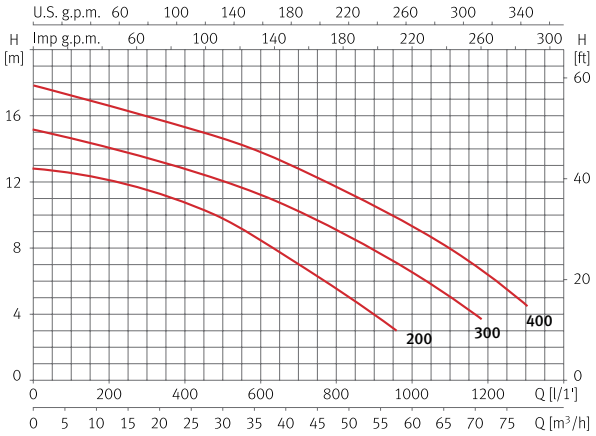


## Dimension and weight

| Model | A | B | C | D | E | F/G | H | I | J | K | Kg |
|---|---|---|---|---|---|---|---|---|---|---|---|
| Nadorself 200 | 615 | 416 | 335 | 249 | 291 | 2 1/2" | 419 | 70 | 595 | Ø9 | 25,1/23,1 |
| Nadorself 300 | 615 | 416 | 335 | 249 | 291 | 2 1/2" | 419 | 70 | 595 | Ø9 | 26,1/25,8 |
| Nadorself 400 | 615 | 416 | 335 | 249 | 291 | 2 1/2" | 419 | 70 | 595 | Ø9 | 28 |

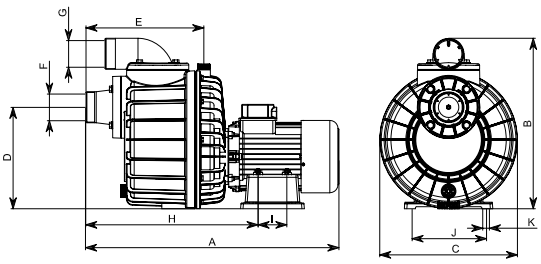


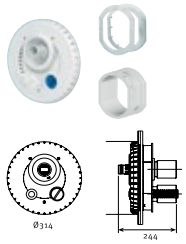


| Accessories | Code |
|---|---|
| Suction and discharge circular kit | 128188 |
| Bushing wall kit for liner and concrete pools | 146558 |



# Tiper Recirculation and filtration | Whirlpool and spa

## Centrifugal single stage pump for water recirculation

### Applications
Water recirculation in swimming pools, spas and whirlpools.

### Materials
Pump body, impeller, diffuser, suction and discharge in technopolymer.
Pump shaft in AISI 431.
Mechanical seal.
Motor casing in aluminium.
O-rings in NBR/EPDM.

### Equipment
No cable.
Tiper: unions included, suction 50mm and discharge 32mm x2.
Tiper 2: unions included, suction 50mm and discharge 40mm x2.

### Motor
Asynchronous 2 poles.
IPX5 protection.
Class F insulation.
Built-in thermal protection.
Continuous operation.

### Range of use
Maximum water temperature 50 °C.
Suitable for salt water up to 7 g/l.

Tiper

Tiper 2

### Features table

| Model | I [A] | P1 [kW] | P2 | | c [µF] | l/min | 50 | 100 | 150 | 200 | 250 | 300 | 350 | 400 | Code |
|---|---|---|---|---|---|---|---|---|---|---|---|---|---|---|---|
| | 1~ 230V | 1~ | [kW] | [HP] | | m³/h | 3 | 6 | 9 | 12 | 15 | 18 | 21 | 24 | 1~230V (Model M) |
| Tiper 70 | 3 | 0,7 | 0,37 | 0,5 | 12 | mwc | 8,8 | 7,9 | 6,7 | 5,4 | 3,9 | 2,3 | - | - | 00208183 |
| Tiper 90 | 3,8 | 0,9 | 0,75 | 1 | 12 | | 9,3 | 8,5 | 7,6 | 6,4 | 5,1 | 3,6 | 2,2 | - | 00208184 |
| Tiper 2 75 | 5,3 | 1,2 | 0,55 | 0,75 | 16 | | 14 | 12,5 | 11 | 10 | 7,5 | 6 | 4 | - | 00137549 |
| Tiper 2 125 | 5,6 | 1,5 | 0,9 | 1,2 | 16 | | 15 | 14 | 12,5 | 11,5 | 10 | 8 | 6 | 4 | 00137548 |

### Performance curve at 2900 rpm

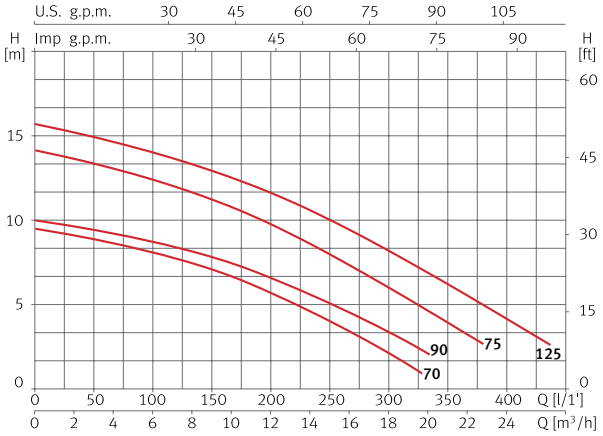


### Dimension and weight

| Model | A | B | C | D | E | F | G | H | I | J | K | Kg |
|---|---|---|---|---|---|---|---|---|---|---|---|---|
| Tiper 70 | 312 | 202 | 166 | 47 | 88 | 50 | 32 | 160 | - | 102 | Ø8 | 6,2 |
| Tiper 90 | 312 | 202 | 166 | 47 | 88 | 50 | 32 | 160 | - | 101 | Ø8 | 7,0 |
| Tiper 2 75 | 378 | 215 | 187 | 50 | 120 | 50 | 50 | 130 | 120 | 124 | Ø8 | 9,5 |
| Tiper 2 125 | 378 | 265 | 187 | 50 | 120 | 50 | 40 | 120 | 130 | 124 | Ø8 | 10,5 |

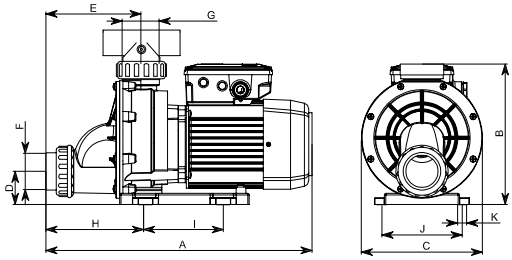

# Wiper Recirculation and filtration | Whirlpool and spa

## Centrifugal single stage pump for water recirculation

### Applications
Water recirculation in swimming pools, spas and whirlpools.

### Materials
Pump body, impeller, diffuser, suction and discharge in technopolymer.
Pump shaft in AISI 431.
Mechanical seal.
Motor casing in aluminium.
O-rings in NBR/EPDM.

### Equipment
No cable.
Unions included 50mm.

### Motor
Asynchronous 2 poles.
IPX5 protection.
Class F insulation.
Built-in thermal protection.
Continuous operation.

### Range of use
Maximum water temperature 50 °C.
Suitable for salt water up to 7 g/l.

### Features table

| Model | I [A] | P1 [kW] | P2 | | c [µF] | l/min | 25 | 50 | 100 | 150 | 200 | 250 | 300 | 350 | Code |
|---|---|---|---|---|---|---|---|---|---|---|---|---|---|---|---|
| | 1~ 230V | 1~ | [kW] | [HP] | | m³/h | 1,5 | 3,0 | 6,0 | 9,0 | 12 | 15 | 18 | 21 | 1~230V (Model M) |
| Wiper 50 | 2,3 | 0,5 | 0,24 | 0,33 | 12 | mwc | 10 | 9,4 | 7,9 | 6 | 3,6 | 1 | - | - | 00215079 |
| Wiper 70 | 2,9 | 0,65 | 0,37 | 0,5 | 12 | | 11 | 10,6 | 9,7 | 8,5 | 6,6 | 4,5 | 2,2 | - | 00215080 |
| Wiper 90 | 3,7 | 0,85 | 0,75 | 1 | 12 | | 11,7 | 11,3 | 10,5 | 9,6 | 8,4 | 6,7 | 4,6 | 2,2 | 00215081 |

### Performance curve at 2900 rpm

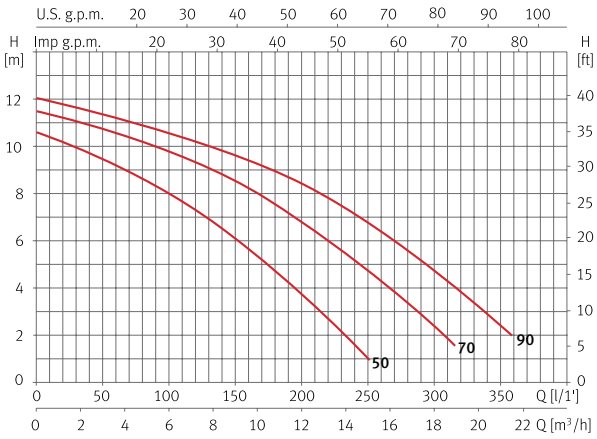


### Dimension and weight

| Model | A | B | C | D | E | F/G | H | I | J | K | Kg |
|---|---|---|---|---|---|---|---|---|---|---|---|
| Wiper 50 | 296 | 177 | 155 | 85 | 72 | 50 | 145 | 74 | 102 | Ø9 | 5,7 |
| Wiper 70 | 296 | 177 | 155 | 85 | 72 | 50 | 145 | 74 | 102 | Ø9 | 6 |
| Wiper 90 | 296 | 177 | 155 | 85 | 72 | 50 | 145 | 74 | 102 | Ø9 | 6,9 |

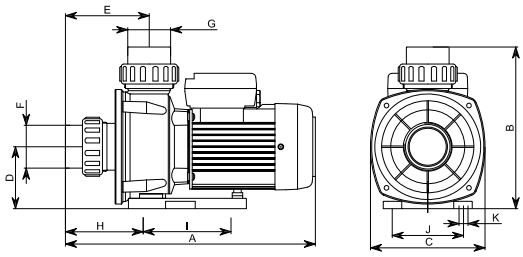

# Wiper 3 Recirculation and filtration | Whirlpool and spa

## Centrifugal single stage pump for water recirculation

### Applications
Water recirculation in swimming pools, spas and whirlpools.

### Materials
Pump body, impeller, diffuser, suction and discharge in technopolymer.
Pump shaft in AISI 431.
Mechanical seal.
Motor casing in aluminium.
O-rings in NBR/EPDM.

### Equipment
No cable.
Unions included 63mm.

### Motor
Asynchronous 2 poles.
IPX5 protection.
Class F insulation.
Single phase motor with built-in thermal protection.
Continuous operation.

### Range of use
Maximum water temperature 50 °C.
Suitable for salt water up to 7 g/l.

### Features table

| Model | I [A] | | | P1 [kW] | | P2 | | c [µF] | l/min | 50 | 100 | 200 | 300 | 400 | 500 | 600 | 900 | Code | |
|---|---|---|---|---|---|---|---|---|---|---|---|---|---|---|---|---|---|---|---|
| | 1~ 230V | 3~ 230V | 3~ 400V | 1~ | 3~ | [kW] | [HP] | | m³/h | 3,0 | 6,0 | 12 | 18 | 24 | 30 | 36 | 54 | 1~230V (Model M) | 3~230V/400V (Model T) |
| Wiper 3 150 | 6,4 | 5 | 2,9 | 1,4 | 1,1 | 1,1 | 1,5 | 25 | mwc | 13,3 | 13 | 12,1 | 10,8 | 8,2 | 5 | - | - | 00203173 | 00203176 |
| Wiper 3 200 | 8,8 | 6,6 | 3,8 | 2 | 1,8 | 1,5 | 2 | 30 | | 14,8 | 14,5 | 13,9 | 12,9 | 11,1 | 9,1 | 6,8 | - | 00203174 | 00203177 |
| Wiper 3 300 | 11 | 7,1 | 4,1 | 2,5 | 2,4 | 2,2 | 3 | 60 | | 14,8 | 14,5 | 14,1 | 13,5 | 12,8 | 11,9 | 10,7 | 4,7 | 00203175 | 00203178 |

### Performance curve at 2900 rpm

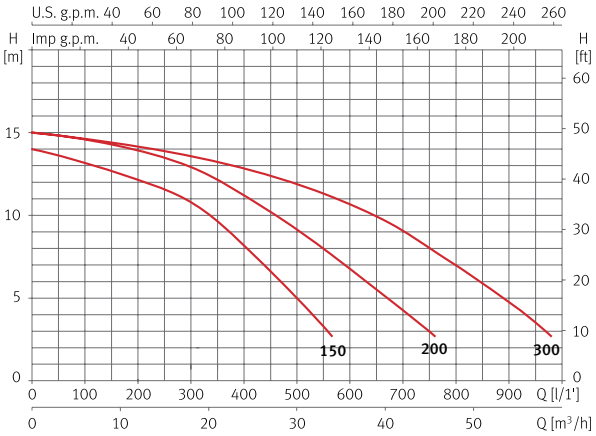


### Dimension and weight

| Model | A | B | C | D | E | F/G | H | I | J | K | L | Kg |
|---|---|---|---|---|---|---|---|---|---|---|---|---|
| Wiper 3 150 | 429 | 230 | 191 | 108 | 130 | 63 | 160 | 120 | 124 | Ø9 | 29 | 14,3 |
| Wiper 3 200 | 429 | 230 | 191 | 108 | 130 | 63 | 160 | 120 | 124 | Ø9 | 29 | 17 |
| Wiper 3 300 | 429 | 268 | 191 | 108 | 130 | 63 | 160 | 120 | 124 | Ø9 | 29 | 18,8 |

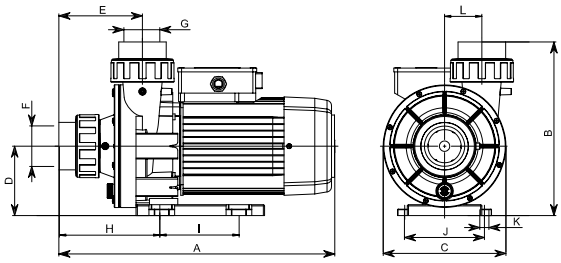





| Accessories | Code |
|---|---|
| Suction kit for liner pools | 130634 |
| Suction kit for concrete pools | 130633 |
| Discharge kit for liner and concrete pools | 130632 |
| Hose kit 1,5m | 104153 |



# Centrifugal single stage pump for salt water recirculation

## Applications
Clean water recirculation.
Suitable for salt water.

## Materials
Pump body, impeller, diffuser, suction and discharge in technopolymer.
Pump shaft in AISI 431.
Mechanical seal.
Motor casing in aluminium.
O-rings in NBR/EPDM.

## Equipment
No cable.
Unions included 50mm.
Hose connection of 40mm.

## Motor
Asynchronous 2 poles.
IPX5 protection.
Class F insulation.
Built-in thermal protection.
Continuous operation.

## Range of use
Maximum water temperature 40 °C.

Hose connection included

Sea water

## Features table

| Model | I [A] | P1 [kW] | P2 | | c [µF] | l/min | 25 | 50 | 100 | 150 | 200 | 250 | 300 | Code |
|---|---|---|---|---|---|---|---|---|---|---|---|---|---|---|
| | 1~ 230V | 1~ | [kW] | [HP] | | m³/h | 1,5 | 3,0 | 6,0 | 9,0 | 12 | 15 | 18 | 1~230V (Model M) |
| Piscis 3 | 3,1 | 0,7 | 0,55 | 0,75 | 10 | mwc | 11 | 10,6 | 9,7 | 8,5 | 6,6 | 4,5 | 2,2 | 00215143 |

## Performance curve at 2900 rpm

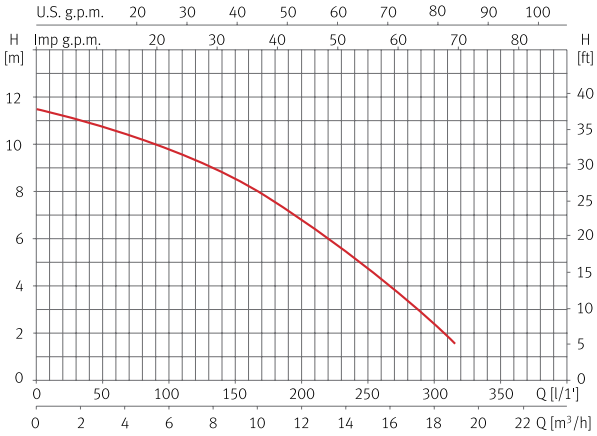


## Dimension and weight

| Model | A | B | C | Kg |
|---|---|---|---|---|
| Piscis 3 | 219 | 337 | 155 | 7 |

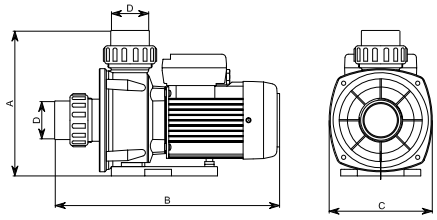



ESPA

# Evacuation

Say goodbye to water, say hello to efficiency

# Vigila **Evacuation** | Drainage

## Portable submersible pump for waste water

### Applications
Evacuation, transfer and emptying of waste water and emptying of swimming pools.

### Materials
Pump in technopolymer.
Pump shaft in AISI 420.
Impeller in technopolymer.
Lip seal.
O-rings in NBR/EPDM.

### Equipment
Float switch and 10m of cable with plug type F.
Internal capacitor.

### Motor
Asynchronous 2 poles.
IPX8 protection.
Class F insulation.
Continuous operation.
Built-in thermal protection.

### Range of use
Maximum water temperature 40 °C.
Maximum solids passage Ø 10mm.
Maximum submersion 2m.

Easy to use

Flow rate up to 260 l/min

### Features table

| Model | I [A] | P1 [kW] | P2 | | c [µF] | l/min | 20 | 40 | 80 | 120 | 160 | 200 | 240 | 260 | Code | |
|---|---|---|---|---|---|---|---|---|---|---|---|---|---|---|---|---|
| | 1~ 230V | 1~ | [kW] | [HP] | | m³/h | 1,2 | 2,4 | 4,8 | 7,2 | 9,6 | 12 | 14,4 | 15,6 | 1~230V (Model M) | 1~230V (Model H) |
| Vigila 200 | 1,8 | 0,38 | 0,25 | 0,33 | 8 | mwc | 5,6 | 5,3 | 4,5 | 2,8 | - | - | - | - | 00105776 | 00105779 |
| Vigila 350 | 2,7 | 0,55 | 0,5 | 0,7 | 10 | | 7,2 | 7 | 6,5 | 5,5 | 4 | 2 | - | - | 00105781 | 00105784 |
| Vigila 500 | 3,7 | 0,85 | 0,6 | 0,8 | 10 | | 10,4 | 10 | 9 | 8 | 6,8 | 5 | 3 | 1,8 | 00105787 | 00105790 |

### Performance curve at 2900 rpm

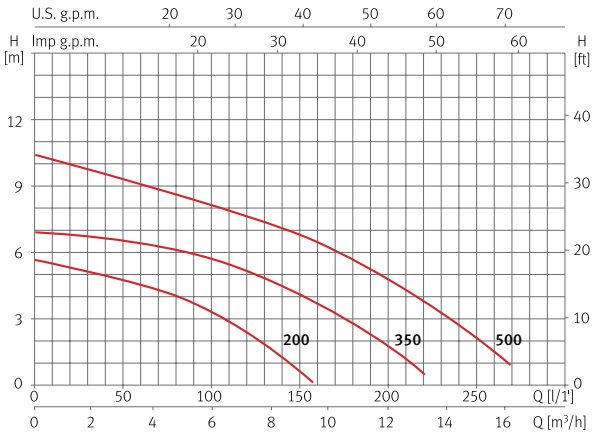


### Dimension and weight

| Model | A | B | C | D | E | F | G | H | Kg |
|---|---|---|---|---|---|---|---|---|---|
| Vigila 200 | 392 | 320 | 353 | 72 | 1 1/4" | 214 | 291 | 201 | 4,5 |
| Vigila 350 | 444 | 372 | 405 | 124 | 1 1/4" | 214 | 291 | 201 | 6,7 |
| Vigila 500 | 444 | 372 | 405 | 124 | 1 1/4" | 214 | 291 | 201 | 7,1 |

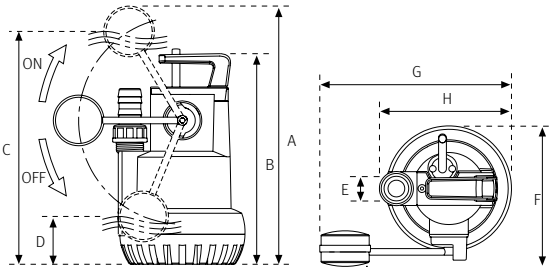

# Vigilex **Evacuation** | Drainage

## Portable submersible pump for waste water with solids in suspension, vortex system

### Applications
Evacuation, transfer and emptying of waste water with solids in suspension.

### Materials
Pump in technopolymer.
Pump shaft in AISI 420.
Impeller in technopolymer.
Lip seal.
O-rings in NBR/EPDM.

### Equipment
Float switch and 10m of cable with plug type F.
Internal capacitor.

### Motor
Asynchronous 2 poles.
IPX8 protection.
Class F insulation.
Continuous operation.
Built-in thermal protection.

### Range of use
Maximum water temperature 40 °C.
Maximum solids passage Ø 25mm.
Maximum submersion 4m.

Solids throughput | Easy to use | Flow rate up to 240 l/min

### Features table

| Model | I [A] | P1 [kW] | P2 | | c [µF] | l/min | 25 | 50 | 75 | 100 | 125 | 150 | 190 | 240 | Code | |
|---|---|---|---|---|---|---|---|---|---|---|---|---|---|---|---|---|
| | 1~ 230V | 1~ | [kW] | [HP] | | m³/h | 1,5 | 3,0 | 4,5 | 6,0 | 7,5 | 9,0 | 11,4 | 14,4 | 1~230V (Model M) | 1~230V (Model H) |
| Vigilex 300 | 2,5 | 0,6 | 0,5 | 0,7 | 10 | mwc | 5,7 | 5,2 | 4,6 | 3,8 | 3,2 | 2,3 | 1 | - | 00105796 | 00134347 |
| Vigilex 600 | 3,3 | 0,8 | 0,6 | 0,8 | 10 | | 7,5 | 7 | 6,3 | 5,6 | 5 | 4,3 | 3 | 1 | 00105800 | 00134348 |

### Performance curve at 2900 rpm

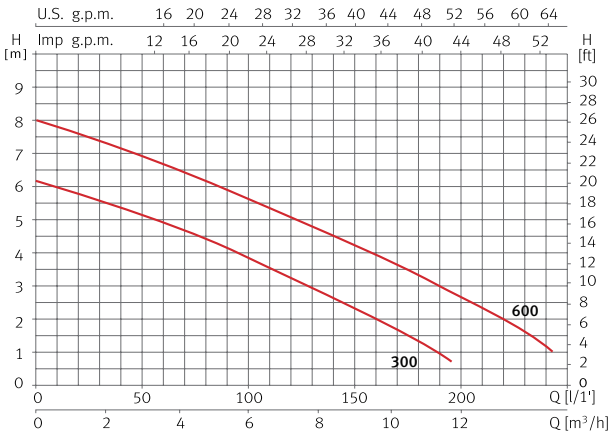


### Dimension and weight

| Model | A | B | C | D | E | F | Kg |
|---|---|---|---|---|---|---|---|
| Vigilex 300 | 380 | 362 | 1 1/4" | 214 | 410 | 201 | 4,5 |
| Vigilex 600 | 380 | 362 | 1 1/4" | 214 | 410 | 201 | 6,7 |

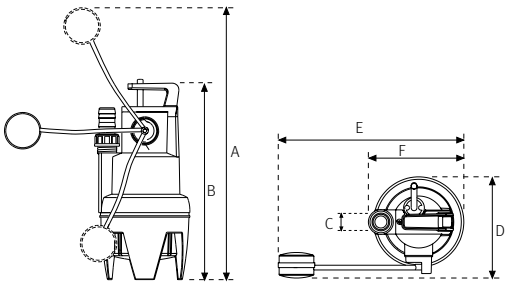

# Vigicor **Evacuation** | Drainage

## Submersible pump for waste water with solids in suspension, grinder system

### Applications
Evacuation, transfer and emptying of waste water with solids in suspension.

### Materials
Pump body in AISI 304.
Pump shaft in AISI 420.
Suction and discharge in cast iron.
Impeller in technopolymer reinforced with steel.
Grinder blade in stainless steel.
Mechanical seal.
O-rings in NBR/EPDM.

### Equipment
Float switch and 10m of cable with plug type F.
Internal capacitor.

### Motor
Asynchronous 2 poles.
IPX8 protection.
Class F insulation.
Continuous operation.
Built-in thermal protection.

### Range of use
Maximum water temperature 40 °C.
Maximum submersion 7m.

Grinder

Flow rate up to 150 l/min

### Features table

| Model | I [A] | P1 [kW] | P2 | | c [µF] | l/min | 15 | 30 | 50 | 65 | 80 | 100 | 115 | 135 | Code | |
|---|---|---|---|---|---|---|---|---|---|---|---|---|---|---|---|---|
| | 1~ 230V | 1~ | [kW] | [HP] | | m³/h | 0,9 | 1,8 | 3,0 | 3,2 | 4,8 | 6,0 | 6,9 | 8,1 | 1~230V (Model M) | 1~230V (Model MA) |
| Vigicor | 5,4 | 1,2 | 0,9 | 1,2 | 16 | mwc | 21 | 19,1 | 17,1 | 15,5 | 14 | 11,4 | 9,4 | 6,5 | 00097795 | 00097798 |

### Performance curve at 2900 rpm

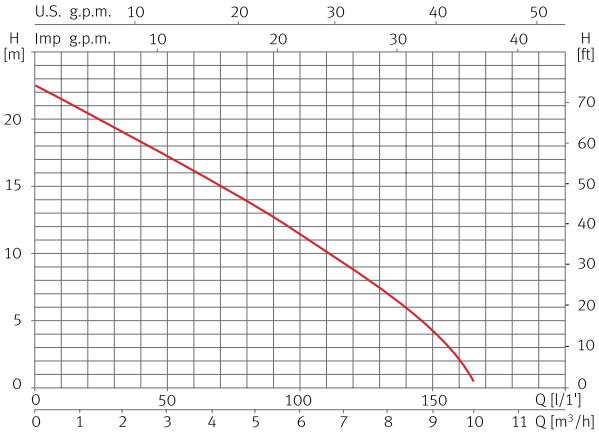


### Dimension and weight

| Model | A | B | C | D | E | F | G | Kg |
|---|---|---|---|---|---|---|---|---|
| Vigicor | 396 | 471 | 148 | 151 | 57 | 191 | 1 1/4" | 15,5 |

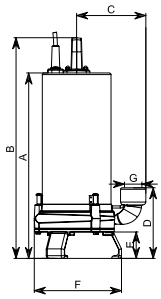

# Drain 100 **Evacuation** | Drainage

## Submersible pump for waste water

### Applications
Evacuation, transfer and emptying of waste water.

### Materials
Pump body in AISI 304.
Pump shaft in AISI 420.
Impeller in technopolymer.
Suction and discharge in cast iron.
Double mechanical seal.
O-rings in NBR/EPDM.

### Equipment
Float switch and 10m of cable.
External capacitor with capacitor box included.

### Motor
Asynchronous 2 poles.
IPX8 protection.
Continuous operation.
Class F insulation.
Built-in thermal protection.

### Range of use
Maximum water temperature 40 °C.
Maximum solids passage Ø 7mm.
Maximum submersion 7m.

Box with external capacitor

Very compact

Very reliable

Flow rate up to 320 l/min

### Features table

| Model | I [A] | P1 [kW] | P2 | | c [µF] | l/min | 25 | 50 | 100 | 150 | 200 | 250 | 300 | 320 | Code | |
|---|---|---|---|---|---|---|---|---|---|---|---|---|---|---|---|---|
| | 1~ 230V | 1~ | [kW] | [HP] | | m³/h | 1,5 | 3,0 | 6,0 | 9,0 | 12 | 15 | 18 | 19,2 | 1~230V (Model M) | 1~230V (Model MA) |
| Drain 100 | 3,1 | 0,8 | 0,75 | 1 | 12 | mwc | 9,2 | 9,1 | 8,7 | 7,8 | 6 | 4 | 2 | 1 | 00096605 | 00096603 |

### Performance curve at 2900 rpm

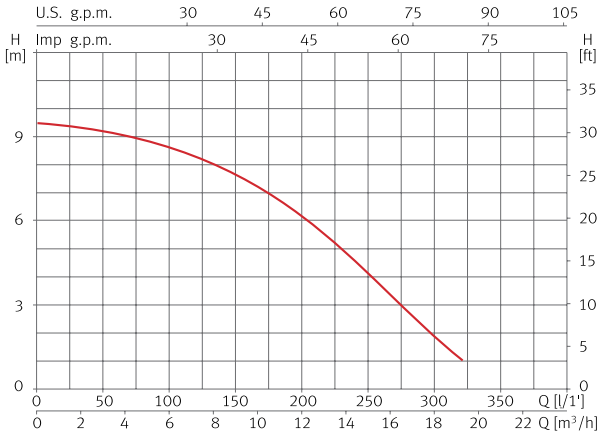


### Dimension and weight

| Model | A | B | C | Kg |
|---|---|---|---|---|
| Drain 100 | 122 | 392 | 1 1/4" | 10,5 |

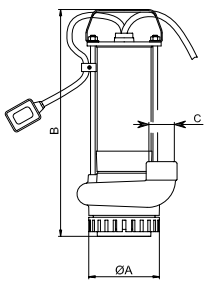

# Drainex 100 **Evacuation** | Drainage

## Submersible pump for waste water with solids in suspension, vortex system

### Applications
Evacuation, transfer and emptying of waste water with solids in suspension.

### Materials
Pump body in AISI 304.
Pump shaft in AISI 420.
Suction and discharge in cast iron.
Impeller in brass.
Double mechanical seal.
O-rings in NBR/EPDM.

### Equipment
Float switch and 10m of cable.
External capacitor with capacitor box included.

### Motor
Asynchronous 2 poles.
IPX8 protection.
Continuous operation.
Class F insulation.
Built-in thermal protection.

### Range of use
Maximum water temperature 40 °C.
Maximum solids passage Ø 35mm.
Maximum submersion 7m.

Brass impellers | Solids throughput | Box with external capacitor | Very compact | Very reliable | Flow rate up to 280 l/min

### Features table

| Model | I [A] | P1 [kW] | P2 | | c [µF] | l/min | 25 | 50 | 100 | 125 | 150 | 200 | 250 | 280 | Code | |
|---|---|---|---|---|---|---|---|---|---|---|---|---|---|---|---|---|
| | 1~ 230V | 1~ | [kW] | [HP] | | m³/h | 1,5 | 3,0 | 6,0 | 7,5 | 9,0 | 12 | 15 | 16,8 | 1~230V (Model M) | 1~230V (Model MA) |
| Drainex 100 | 3,4 | 0,75 | 0,75 | 1 | 12 | mwc | 7 | 6,7 | 5,9 | 5,5 | 5 | 3,7 | 2 | 1 | 00096631 | 00096627 |

### Performance curve at 2900 rpm

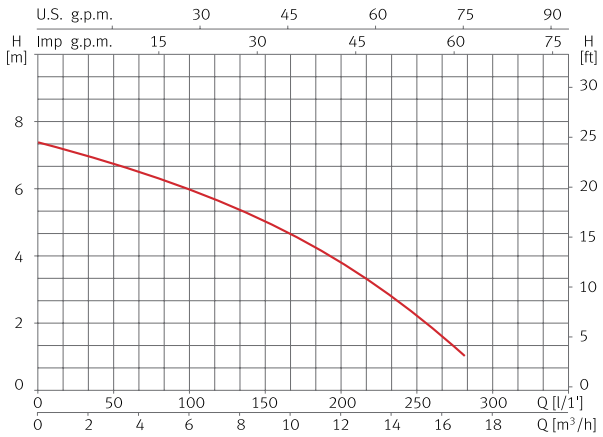


### Dimension and weight

| Model | A | B | C | Kg |
|---|---|---|---|---|
| Drainex 100 | 138 | 407 | 1 1/4" | 11 |

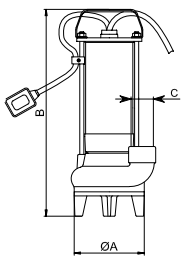

# Drainex 200 **Evacuation** | Drainage

## Submersible pump for waste water with solids in suspension, vortex system

### Applications
Evacuation, transfer and emptying of waste water with solids in suspension.

### Materials
Pump and impeller in cast iron.
Pump shaft in AISI 420.
Mechanical seal.
O-rings in NBR/EPDM.

### Equipment
90° elbow included.
Model MA with float switch and 10m of cable with plug type F.
Model M without float switch and 10m of cable with plug type F.
Model T without float switch and 10m of cable without plug.
Internal capacitor.

### Motor
Asynchronous 2 poles.
IPX8 protection.
Continuous operation.
Class F insulation.
Single phase motor with built-in thermal protection.

### Range of use
Maximum water temperature 40 °C.
Maximum solids passage Ø 45mm.
Maximum submersion 7m.

Model MA

Model M/T

Impellers in cast iron | Solids throughput | Robust | Flow rate up to 500 l/min

### Features table

| Model | I [A] | | P1 [kW] | | P2 | | c [µF] | l/min | 50 | 100 | 200 | 300 | 400 | 500 | Code | | |
|---|---|---|---|---|---|---|---|---|---|---|---|---|---|---|---|---|---|
| | 1~ 230V | 3~ 400V | 1~ | 3~ | [kW] | [HP] | | m³/h | 3,0 | 6,0 | 12 | 18 | 24 | 30 | 1~230V (Model M) | 1~230V (Model MA) | 3~400V (Model T) |
| Drainex 200 | 4 | 2,3 | 1,1 | 2,3 | 0,9 | 1,2 | 16 | mwc | 10,7 | 9,7 | 7,4 | 4,9 | 2,3 | - | 00096652 | 00096654 | 00096648 |
| Drainex 201 | 4,5 | 2,6 | 1,4 | 1,4 | 0,9 | 1,2 | 16 | | 13,2 | 11,9 | 9,4 | 6,7 | 3,8 | - | 00096664 | 00096666 | 00096662 |
| Drainex 202 | 4,8 | 2,8 | 1,6 | 1,6 | 0,9 | 1,2 | 16 | | 15,1 | 13,8 | 11,3 | 8,5 | 5,6 | 2,5 | 00096674 | 00096676 | 00096672 |

### Performance curve at 2900 rpm

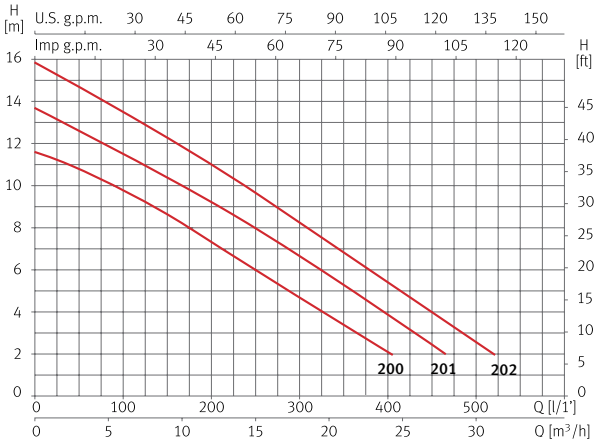


### Dimension and weight

| Model | A | B | C | D | E | F | G | H | Kg |
|---|---|---|---|---|---|---|---|---|---|
| Drainex 200 | 430 | 338 | 219 | 110 | 62 | 95 | 2" | 2" | 25 |
| Drainex 201 | 430 | 338 | 219 | 110 | 62 | 95 | 2" | 2" | 25 |
| Drainex 202 | 430 | 338 | 219 | 110 | 62 | 95 | 2" | 2" | 25 |

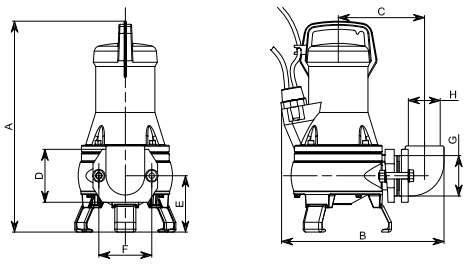

## Dimension stationary version

| A | B | C | D | E | F | G | H | I | J |
|---|---|---|---|---|---|---|---|---|---|
| 388 | 353 | 119 | 168 | 60 | 112 | 2” | Ø25 | 94 | 196 |

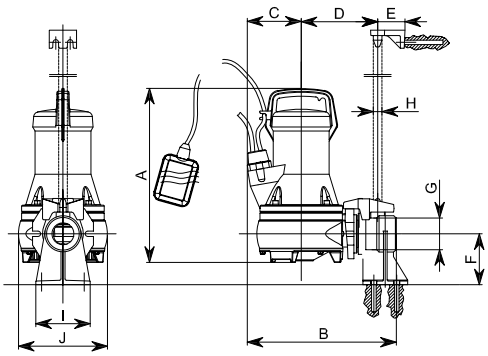


## Stationary installation kit for Drainex 200 / 201 / 202

Support base for automatic anchoring

Clamping flange

Upper anchoring on guide tube

| Kit | Code |
|---|---|
| DR1 | 00100527 |

# Drainex 300 **Evacuation** | Drainage

## Submersible pump for waste water with solids in suspension, vortex system

### Applications
Evacuation, transfer and emptying of waste water with solids in suspension.

### Materials
Pump and impeller in cast iron.
Pump shaft in AISI 420.
Mechanical seal.
O-rings in NBR/EPDM.

### Equipment
90° elbow included.
Model MA with float switch and 10m of cable with plug type F.
Model M without float switch and 10m of cable with plug type F.
Model T without float switch and 10m of cable without plug.
Internal capacitor.

### Motor
Asynchronous 2 poles.
IPX8 protection.
Continuous operation.
Class F insulation.
Single phase motor with built-in thermal protection.

### Range of use
Maximum water temperature 40 °C..
Maximum solids passage Ø 60mm.
Maximum submersion 7m.

Model M/T

Impellers in cast iron

Solids throughput

Robust

Flow rate up to 650 l/min

### Features table

| Model | I [A] | | P1 [kW] | | P2 | | c [µF] | l/min | 50 | 100 | 200 | 400 | 500 | 650 | Code | | |
|---|---|---|---|---|---|---|---|---|---|---|---|---|---|---|---|---|---|
| | 1~ 230V | 3~ 400V | 1~ | 3~ | [kW] | [HP] | | m³/h | 3,0 | 6,0 | 12 | 24 | 30 | 39 | 1~230V (Model M) | 1~230V (Model MA) | 3~400V (Model T) |
| Drainex 300 | 4,2 | 2,4 | 1,2 | 1,2 | 0,9 | 1,2 | 16 | mwc | 7,1 | 6,6 | 5,4 | 2,9 | 1,8 | - | 00096684 | 00096686 | 00096682 |
| Drainex 301 | 4,7 | 2,7 | 1,5 | 1,5 | 0,9 | 1,2 | 16 | | 9,2 | 8,5 | 7 | 4,1 | 2,8 | - | 00096694 | 00096696 | 00096692 |
| Drainex 302 | 5,2 | 3 | 1,8 | 1,8 | 0,9 | 1,2 | 16 | | 11 | 10,5 | 9 | 5,8 | 4,2 | 1,8 | 00096704 | 00096706 | 00096702 |

### Performance curve at 2900 rpm

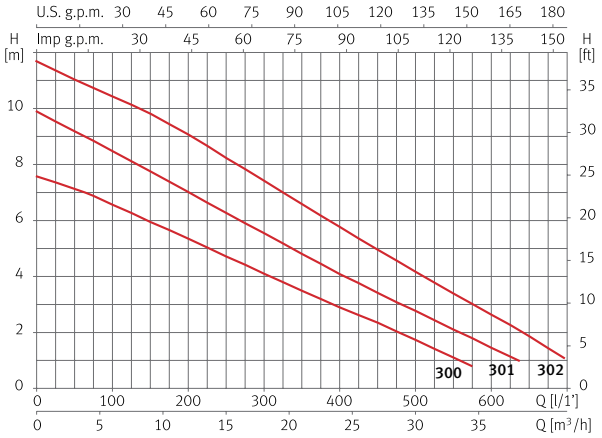


### Dimension and weight

| Model | A | B | C | D | E | F | G/H | Kg |
|---|---|---|---|---|---|---|---|---|
| Drainex 300 | 455 | 373 | 213 | 62 | 101 | 110 | 2 1/2" | 28 |
| Drainex 301 | 455 | 373 | 213 | 62 | 101 | 110 | 2 1/2" | 28 |
| Drainex 302 | 455 | 373 | 213 | 62 | 101 | 110 | 2 1/2" | 28 |

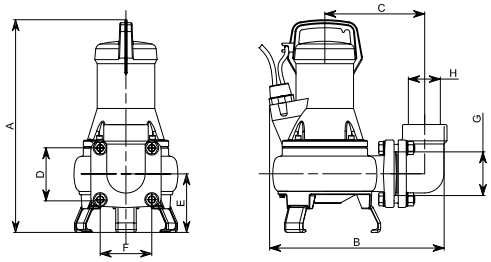

## Dimension stationary version

| A | B | C | D | E | F | G | H | I | J |
|---|---|---|---|---|---|---|---|---|---|
| 405 | 441 | 108 | 246 | 92 | 132 | 2 1/2" | Ø42 | 40 | 222 |

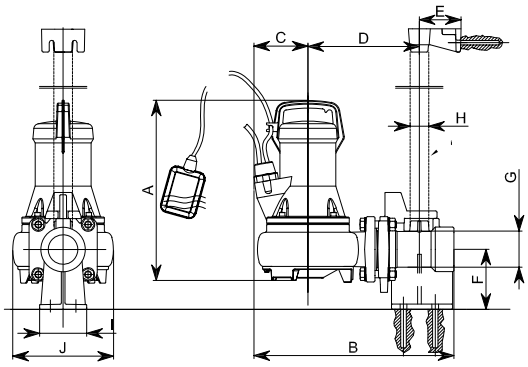


## Stationary installation kit for Drainex 300 / 301 / 302

Support base for automatic anchoring

Clamping flange

Upper anchoring on guide tube

| Kit | Code |
|---|---|
| DR2 | 00100528 |

# Drainex 400 **Evacuation** | Drainage

## Submersible pump for waste water with solids in suspension, vortex system

### Applications
Evacuation, transfer and emptying of waste water with solids in suspension.

### Materials
Pump and impeller in cast iron.
Pump shaft in AISI 420.
Mechanical seal.
O-rings in NBR/EPDM.

### Equipment
10m of cable without plug.

### Motor
Asynchronous 2 poles.
IPX8 protection.
Continuous operation.
Class F insulation.

### Range of use
Maximum water temperature 40 °C.
Maximum solids passage Ø 45mm.
Maximum submersion 7m.

Impellers in cast iron

Solids throughput

Robust

Flow rate up to 800 l/min

### Features table

| Model | I [A] | P1 [kW] | P2 | | l/min | 100 | 200 | 400 | 500 | 600 | 700 | 800 | Code |
|---|---|---|---|---|---|---|---|---|---|---|---|---|---|
| | 3~ 400V | 3~ | [kW] | [HP] | m³/h | 6,0 | 12 | 24 | 30 | 36 | 42 | 48 | 3~400V (Model T) |
| Drainex 400 | 4,1 | 2 | 2,6 | 3,5 | mwc | 14,6 | 12,7 | 8,3 | 5,9 | 2,8 | - | - | 00137506 |
| Drainex 401 | 4,7 | 2,5 | 2,6 | 3,5 | | 17,3 | 15,5 | 11,6 | 9,3 | 5,2 | 3 | - | 00137503 |
| Drainex 402 | 5,5 | 3,2 | 2,6 | 3,5 | | 20,7 | 18,6 | 13,7 | 12 | 9,3 | 5 | 2 | 00129725 |

### Performance curve at 2900 rpm

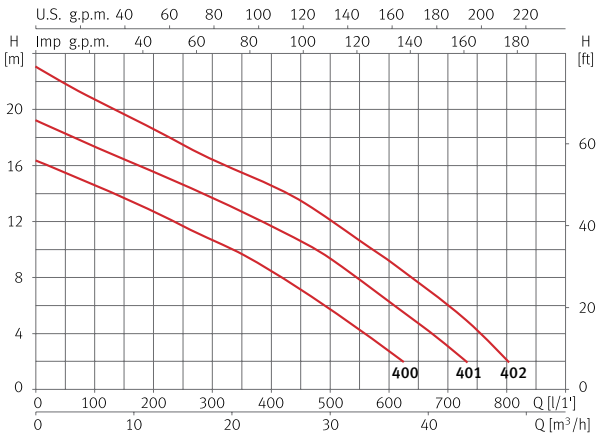


### Dimension and weight

| Model | A | B | C | D | E | F | G | H/J | I | K | Kg |
|---|---|---|---|---|---|---|---|---|---|---|---|
| Drainex 400 | 537 | 408 | 238 | 124 | 110 | 134 | 188 | 110 | 135 | 50 | 45 |
| Drainex 401 | 537 | 408 | 238 | 124 | 110 | 134 | 188 | 110 | 135 | 50 | 45 |
| Drainex 402 | 537 | 408 | 238 | 124 | 110 | 134 | 188 | 110 | 135 | 50 | 45 |

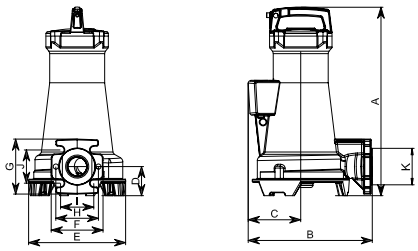

## Dimension stationary version

| A | B | C | D | E | F | G | H | I | J/K |
|---|---|---|---|---|---|---|---|---|---|
| 562 | 589 | 136 | 257 | 62 | 244 | 231 | 165 | 102 | 251 |

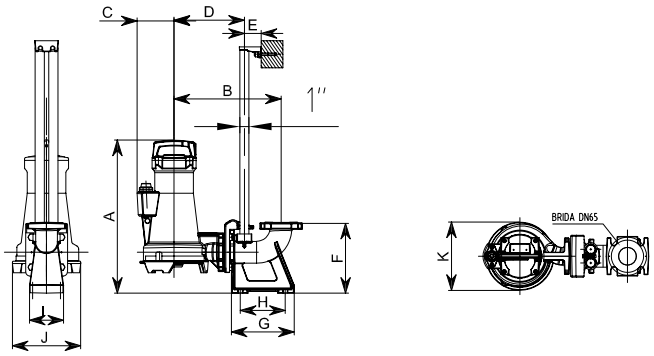


## Stationary installation kit for Drainex 400 / 401 / 402

DN65 (flange 65)

Support base with elbow for automatic anchoring

DIN 2501 PN16

Clamping flange

ANSI 150 2”

Upper anchoring on double guide tube

| Kit | Code |
|---|---|
| DR3.2 | 00207381 |

## Portable installation kit for Drainex 400 / 401 / 402

90° elbow at 2”

Stainless steel feet

| Kit | Code |
|---|---|
| DR6 | 0132139 |

# Drainex 500 **Evacuation** | Drainage

## Submersible pump for waste water with solids in suspension, vortex system

### Applications
Evacuation, transfer and emptying of waste water with solids in suspension.

### Materials
Pump and impeller in cast iron.
Pump shaft in AISI 420.
Mechanical seal.
O-rings in NBR/EPDM.

### Equipment
10m of cable without plug.

### Motor
Asynchronous 2 poles.
IPX8 protection.
Continuous operation.
Class F insulation.

### Range of use
Maximum water temperature 40 °C.
Maximum solids passage Ø 45mm.
Maximum submersion 7m.

Impellers in cast iron | Solids throughput | Robust | Flow rate up to 750 l/min

### Features table

| Model | I [A] | P1 [kW] | P2 | | l/min | 100 | 300 | 400 | 500 | 600 | 750 | Code |
|---|---|---|---|---|---|---|---|---|---|---|---|---|
| | 3~ 400V | 3~ | [kW] | [HP] | m³/h | 6,0 | 18 | 24 | 30 | 36 | 45 | 3~400V (Model T) |
| Drainex 500 | 6,6 | 3,8 | 3,7 | 5 | mwc | 23,2 | 19,7 | 17,6 | 15,6 | 13 | 8,5 | 00137507 |
| Drainex 501 | 7,9 | 4,7 | 3,7 | 5 | | 27,4 | 23,5 | 21,2 | 19,1 | 16,8 | 12 | 00137504 |
| Drainex 502 | 8,2 | 4,8 | 3,7 | 5 | | 30,1 | 26,8 | 24,5 | 22,2 | 20 | 15,4 | 00129726 |

### Performance curve at 2900 rpm

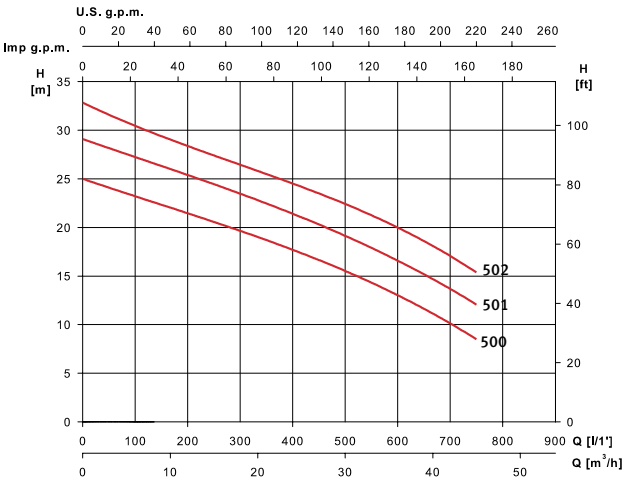


### Dimension and weight

| Model | A | B | C | D | E | F | G | H | I/J | K | Kg |
|---|---|---|---|---|---|---|---|---|---|---|---|
| Drainex 500 | 575 | 412 | 139 | 186 | 256 | 134 | 140 | 110 | 88 | 50 | 55 |
| Drainex 501 | 575 | 412 | 139 | 186 | 256 | 134 | 140 | 110 | 88 | 50 | 55 |
| Drainex 502 | 575 | 412 | 139 | 186 | 256 | 134 | 140 | 110 | 88 | 50 | 55 |

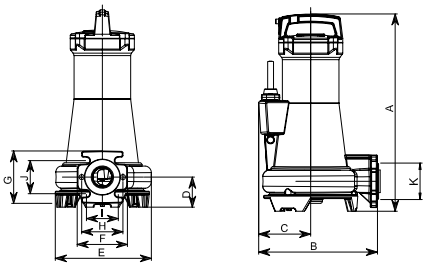

## Dimension stationary version

| A | B | C | D | E | F | G | H | I | J/K |
|---|---|---|---|---|---|---|---|---|---|
| 596 | 389 | 139 | 254 | 62 | 244 | 231 | 165 | 102 | 125 |

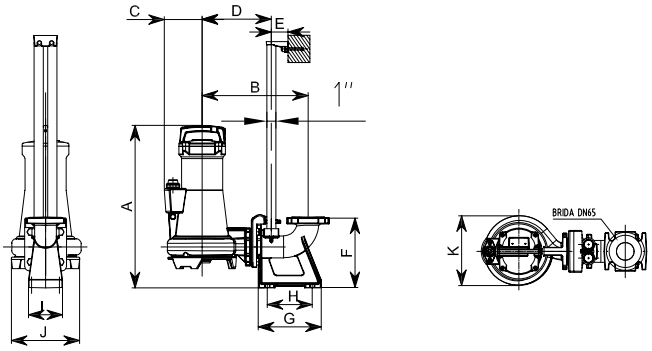


## Stationary installation kit for Drainex 500 / 501 / 502

DN65 (flange 65)

Support base with elbow for automatic anchoring

DIN 2501 PN16

Clamping flange

ANSI 150 2”

Upper anchoring on double guide tube

| Kit | Code |
|---|---|
| DR3.2 | 00207381 |

## Portable installation kit for Drainex 500 / 501 / 502

90° elbow at 2”

Stainless steel feet

| Kit | Code |
|---|---|
| DR6 | 00132139 |

# Drainex 600 **Evacuation** | Drainage

## Submersible pump for waste water with solids in suspension, vortex system

### Applications
Evacuation, transfer and emptying of waste water with solids in suspension.

### Materials
Pump and impeller in cast iron.
Pump shaft in AISI 420.
Mechanical seal.
O-rings in NBR/EPDM.

### Equipment
10m of cable without plug.

### Motor
Asynchronous 2 poles.
IPX8 protection.
Continuous operation.
Class F insulation.

### Range of use
Maximum water temperature 40 °C.
Maximum solids passage Ø 65mm.
Maximum submersion 7m.

Impellers in cast iron

Solids throughput

Robust

Flow rate up to 1.200 l/min

### Features table

| Model | I [A] | P1 [kW] | P2 | | l/min | 200 | 400 | 600 | 800 | 1.000 | 1.200 | Code |
|---|---|---|---|---|---|---|---|---|---|---|---|---|
| | 3~ 400V | 3~ | [kW] | [HP] | m³/h | 12 | 24 | 36 | 48 | 60 | 72 | 3~400V (Model T) |
| Drainex 600 | 5,5 | 3 | 3,7 | 5 | mwc | 14,8 | 13,3 | 10,4 | 6,3 | 3,4 | - | 00137508 |
| Drainex 601 | 6,4 | 3,7 | 3,7 | 5 | | 18 | 16,3 | 14 | 9,8 | 6 | 3,1 | 00137505 |

### Performance curve at 2900 rpm

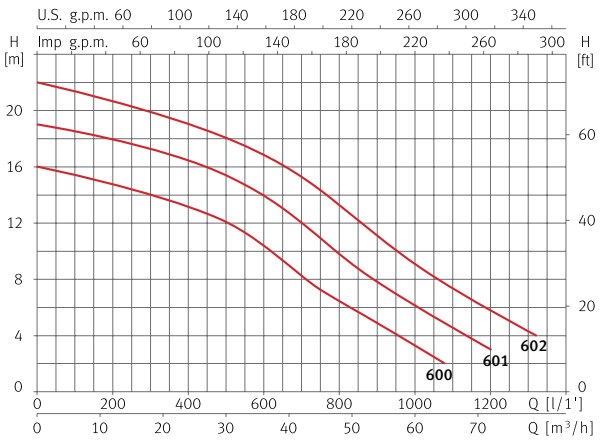


### Dimension and weight

| Model | A | B | C | D | E | F | G | H | I/J | K | Kg |
|---|---|---|---|---|---|---|---|---|---|---|---|
| Drainex 600 | 616 | 458 | 272 | 136 | 254 | 110 | 144 | 150 | 110 | 65 | 60 |
| Drainex 601 | 616 | 458 | 272 | 136 | 254 | 110 | 144 | 150 | 110 | 65 | 60 |

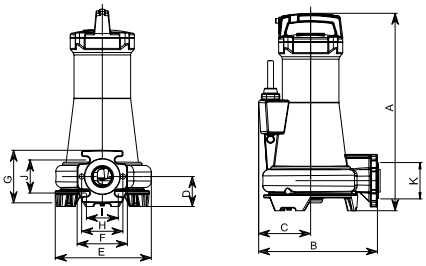

## Dimension stationary version

| A | B | C | D | E | F | G | H | I | J/K |
|---|---|---|---|---|---|---|---|---|---|
| 630 | 419 | 319 | 257 | 62 | 260 | 231 | 165 | 102 | 125 |

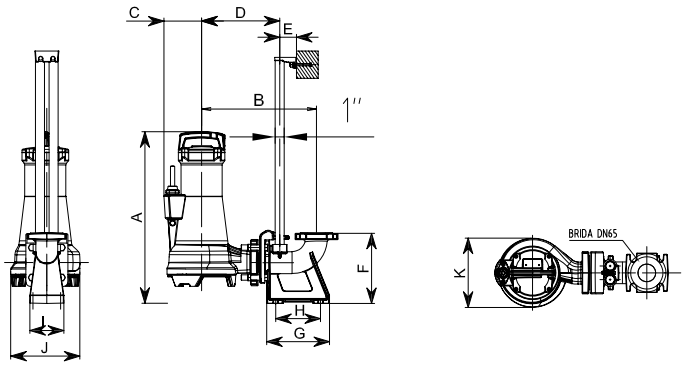


## Stationary installation kit for Drainex 600 / 601 / 602

DN65 (flange 65)

Support base with elbow for automatic anchoring

DIN 2501 PN16

Clamping flange

ANSI 150 2 1/2"

Upper anchoring on double guide tube

| Kit | Code |
|---|---|
| DR4.2 | 00207379 |

## Portable installation kit for Drainex 600 / 601 / 602

90° elbow at 2 1/2"

Stainless steel feet

| Kit | Code |
|---|---|
| DR7 | 00132140 |

# Draincor **Evacuation** | Drainage

## Submersible pump for waste water with solids in suspension, grinder system

### Applications
Evacuation, transfer and emptying of waste water with solids in suspension.

### Materials
Pump and impeller in cast iron.
Grinder blade in steel.
Pump shaft in AISI 420.
Mechanical seal.
O-rings in NBR/EPDM.

### Equipment
90° elbow included.
Model MA with float switch and 10m of cable without plug.
Model M/T without float switch and 10m of cable without plug.
External capacitor with capacitor box included.

### Motor
Asynchronous 2 poles.
IPX8 protection.
Continuous operation.
Class F insulation.
Single phase motor with built-in thermal protection.

### Range of use
Maximum water temperature 40 °C.
Maximum submersion 7m.

Model MA

Model M/T

Impellers in cast iron | Grinder | Robust | Flow rate up to 250 l/min

### Features table

| Model | I [A] | | P1 [kW] | | P2 | | c [µF] | l/min | 25 | 50 | 100 | 150 | 200 | 250 | Code | | |
|---|---|---|---|---|---|---|---|---|---|---|---|---|---|---|---|---|---|
| | 1~ 230V | 3~ 400V | 1~ | 3~ | [kW] | [HP] | | m³/h | 1,5 | 3,0 | 6,0 | 9,0 | 12 | 15 | 1~230V (Model M) | 1~230V (Model MA) | 3~400V (Model T) |
| Draincor | 6,4 | 2,6 | 1,4 | 1,4 | 0,9 | 1,2 | 16/50 | mwc | 17 | 15 | 13 | 10 | 7 | 5 | 00213497 | 00213498 | 00096617 |

### Performance curve at 2900 rpm

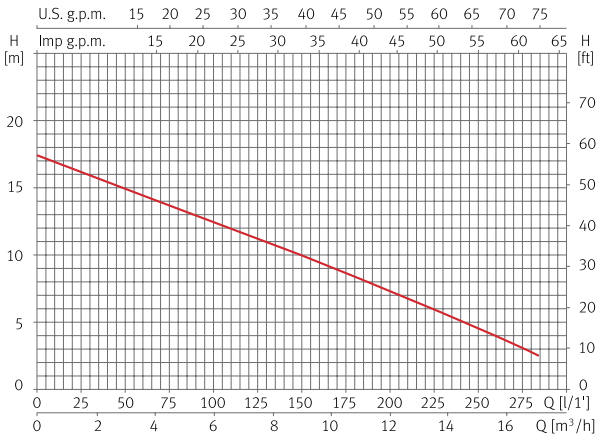


### Dimension and weight

| Model | A | B | C | D | E | F | G | Kg |
|---|---|---|---|---|---|---|---|---|
| Draincor | 437 | 338 | 219 | 110 | 95 | 110 | 2" | 25 |

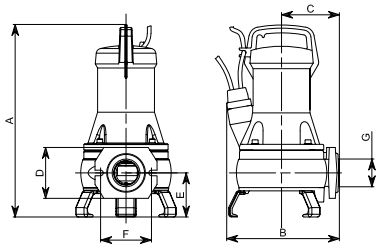

## Dimension stationary version

| A | B | C | D | E | F | G | H | I | J |
|---|---|---|---|---|---|---|---|---|---|
| 388 | 353 | 110 | 168 | 60 | 112 | 2” | Ø25 | 94 | 120 |

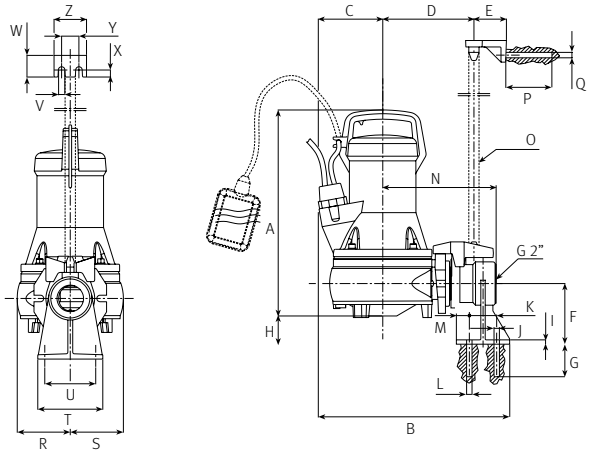


## Stationary installation kit for Draincor

Support base for automatic anchoring

Clamping flange

Upper anchoring on guide tube

| Kit | Code |
|---|---|
| DR1 | 00100527 |

# Drainbox **Evacuation** | Drainage

## Set for waste water with solids in suspension, vortex system

### Applications
Collection, storage and evacuation of waste water with solids in suspension.
For domestic, industrial, agricultural and gardening purposes.

### Materials
**Drainex 201:**
Pump and impeller in cast iron.
Pump shaft in AISI 420.
Mechanical seal.
O-rings in NBR.
**Tank:** Polyethylene.

### Equipment
Built-in check valve.
10m of cable with plug type F.
Internal capacitor.
Control panel inlcuded.

### Motor
Asynchronous 2 poles.
IPX8 protection.
Class F insulation.
Continuous operation.
Single phase motor with built-in thermal protection.

### Range of use
Maximum water temperature 40 °C.
Maximum solids passage Ø 45mm.

Drainbox 300 1400

Drainbox 600 1400

Complete set

Solids throughput

Flow rate up to 800 l/min

### Features table

| Model | I [A] | | P1 [kW] | | P2 | | Tank capacity [l] | Tank suction connection | Ø Pump discharge | Tank discharge connection | Maximum flow [l/min] | Code | |
|---|---|---|---|---|---|---|---|---|---|---|---|---|---|
| | 1~ 230V | 3~ 400V | 1~ | 3~ | [kW] | [HP] | | | | | | 1~230V | 3~400V |
| Drainbox 300 1400 (Drainex 201) | 6,6 | 2,6 | 1,4 | 1,4 | 1,1 | 1,5 | 300 | DN 100 | 2" | Adjustable position | 450 | 00148154 | 00148155 |
| Drainbox 600 1400 (Drainex 201) | 2 x 6,6 | 2 x 2,6 | 2 x 1,4 | 2 x 1,4 | 2 x 1,1 | 2 x 1,5 | 600 | 2 x DN 100 | 2" | | 900 | 00148156 | 00148158 |

### Performance curve at 2900 rpm

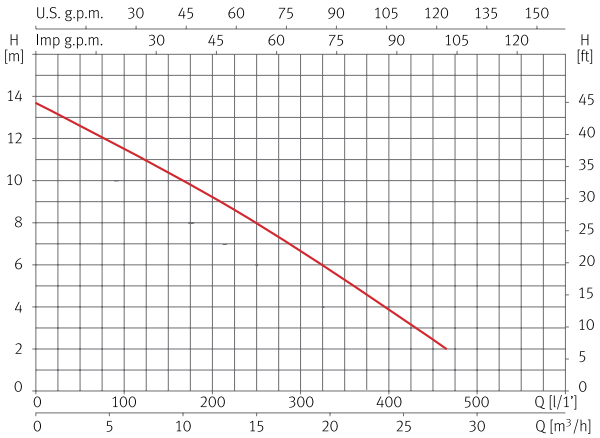


### Dimension and weight

| Model | A | B | C | Kg |
|---|---|---|---|---|
| Drainbox 300 1400 | 770 | 760 | 615 | 55 |
| Drainbox 600 1400 | 1230 | 760 | 615 | 110 |

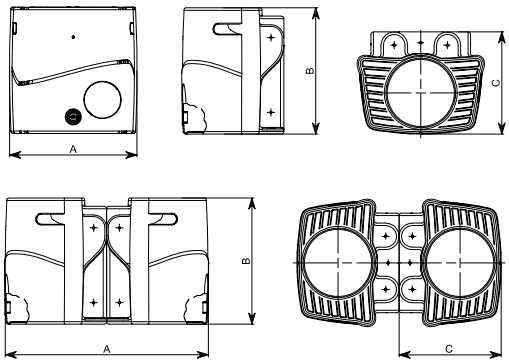



ESPA

# Accessories

## Pressure vessels

### Applications
Accumulation of pressurised water for all hydraulic domestic, agricultural and industrial applications.

### Features
WRAS approval for drinking water usage and CE marked.
The EPDM variable geometry replaceable membrane provides longer life by eliminating membrane stress throughout normal operational cycles.
A Schrader valve is fitted to each vessel to provide air pressure adjustment, which should be periodically checked.

### Limitations
Temperature range:
3 to 500 lt (-10 to +100 °C)
750 to 4000 lt (-10 to +50 °C)

### Technical features

Vertical

| Model | Capacity [Ltr] | Max Press Bar | Working Temp °C | Connection BSPM | Ø [mm] | Length [mm] | Weight [Kg] | Code |
|---|---|---|---|---|---|---|---|---|
| 3L Vertical vessel ACS 3 | 3 | 10 | -10 to +100 | 3/4" M | 170 | 245 | 1.3 | 00850010 |
| 8L Vertical vessel ACS CE8 | 8 | 10 | -10 to +100 | 3/4" M | 220 | 305 | 1.8 | 00850011 |
| 18L Vertical vessel ACS CE18 | 18 | 10 | -10 to +100 | 3/4" M | 260 | 380 | 3.2 | 00850013 |
| 24L Vertical vessel ACS CE24 | 24 | 10 | -10 to +100 | 1" M | 260 | 490 | 3.6 | 00850015 |
| 24L Vertical vessel 3/4" ACS CE24 | 24 | 10 | -10 to +100 | 3/4" M | 260 | 490 | 3.6 | 00850016 |
| 24L Vertical vessel 16bar AFC/CAR CE24 | 24 | 16 | -10 to +100 | 3/4" M | 265 | 490 | 7.5 | 00850014 |

Vertical c/w legs

| Model | Capacity [Ltr] | Max Press Bar | Working Temp °C | Connection BSPM | Ø [mm] | Length [mm] | Weight [Kg] | Code |
|---|---|---|---|---|---|---|---|---|
| 50L Vertical vessel AFE CE50 | 50 | 10 | -10 to +100 | 1" M | 380 | 720 | 8.4 | 00850017 |
| 60L Vertical vessel AFE CE60 | 60 | 10 | -10 to +100 | 1" M | 380 | 830 | 10.7 | 00850018 |
| 80L Vertical vessel AFE CE80 | 80 | 10 | -10 to +100 | 1" M | 460 | 760 | 12.2 | 00850019 |
| 100L Vertical vessel AFE CE100 | 100 | 10 | -10 to +100 | 1" M | 460 | 880 | 13.5 | 00850022 |
| 100L Vertical vessel AFE/CAR CE100 | 100 | 16 | -10 to +100 | 1" M | 460 | 880 | 30.1 | 00850020 |
| 150L Vertical vessel AFE CE150 | 150 | 10 | -10 to +100 | 1" M | 510 | 1030 | 23.4 | 00850023 |
| 200L Vertical vessel AFE CE200 | 200 | 10 | -10 to +100 | 1 1/4" M | 590 | 1100 | 33 | 00850024 |
| 200L Vertical vessel AFE/CAR CE200 | 200 | 16 | -10 to +100 | 1 1/4" M | 590 | 1100 | 48.4 | 00850025 |
| 300L Vertical vessel AFE CE300 | 300 | 10 | -10 to +100 | 1 1/4" M | 650 | 1280 | 44.5 | 00850026 |
| 300L Vertical vessel AFE/CAR CE300 | 300 | 16 | -10 to +100 | 1 1/4" M | 650 | 1280 | 67 | 00850027 |
| 500L Vertical vessel AFE CE500 | 500 | 10 | -10 to +100 | 1 1/4" M | 750 | 1600 | 58.5 | 00850028 |
| 750L Vertical vessel AFE CE750 | 750 | 8 | -10 to +100 | 2" F | 750 | 2045 | 153.5 | 00850029 |
| 1000L Vertical vessel AFE CE100 | 1000 | 10 | -10 to +50 | 2 1/2" F | 800 | 2130 | 183.5 | 00850021 |

Horizontal

| Model | Capacity [Ltr] | Max Press Bar | Working Temp °C | Connection BSPM | Ø [mm] | Length [mm] | Weight [Kg] | Code |
|---|---|---|---|---|---|---|---|---|
| 24L Horizontal vessel AFOSB CE24 | 24 | 8 | -10 to +100 | 3/4" M | 260 | 485 | 4.7 | 00850004 |
| 24L Horizontal vessel AFOSB CE24 | 24 | 8 | -10 to +100 | 1" M | 260 | 485 | 4.7 | 00850003 |
| 60L Horizontal vessel AFESB CE60 | 60 | 10 | -10 to +100 | 1" M | 380 | 690 | 10.4 | 00850006 |
| 100L Horizontal vessel AFESB CE100 | 100 | 10 | -10 to +100 | 1" M | 460 | 780 | 14 | 00850007 |
| 200L Horizontal vessel AFESB CE200 | 200 | 10 | -10 to +100 | 1 1/4" M | 590 | 1000 | 34.2 | 00850008 |
| 300L Horizontal vessel AFESB CE300 | 300 | 10 | -10 to +100 | 1 1/4" M | 650 | 1150 | 44 | 00850009 |

# Accessories

## Capacitor boxes

| Model | Code |
|---|---|
| 12 µF 230 V | 00880095 |
| 16 µF 230 V | 00880096 |
| 25 µF 230 V | 00880097 |
| 30 µF 230 V | 00880098 |

## Pressure switches

| Model | Code |
|---|---|
| 4 bar Square D (1.4-4.6 bar) | 00880037 |
| 10 bar Square D (6-10.5 bar) | 00880039 |
| 0-6 bar (Teddington type) | 00880076 |
| 0-12 bar Telemecanique | 00880027 |
| 0-6 bar Telemecanique | 00880026 |

## Pressure gauges

| Model | Code |
|---|---|
| 0-6 bar (Radial 63 mm. 1/4" connection) | 00870304 |
| 0-10 bar  Glycerine (Radial 63 mm. 1/4"connection) | 00870069 |

## Cable connectors

| Model | Code |
|---|---|
| Heat shrink (1-2.5 mm$^2$) | 00880054 |

## Floating level switch

| Model | Code |
|---|---|
| Olympic water float switch c/w weight 3mtr | 00880067 |
| Olympic water float switch c/w weight 10mtr | 00880066 |
| Taurus sewage float switch PVC 10 m | 00880059 |
| Taurus sewage float switch PVC 20 m | 00880060 |
| F10 sewage float switch 6m | 00103219 |
| IN15 float switch 3m | 00003533 |

## Pressure transducers

| Model | Code |
|---|---|
| 518 S/S Transducer 0-10 bar | 00870141 |

## Kit Press

| Model | A | B | C | D | Code |
|---|---|---|---|---|---|
| Kit Press 1/4" | 148 | 135.5 | 1/4" | 124 | 00169961 |

## Automatic control and protection panel for submersible pumps

| Model | Motor Range of use [HP] | Amp. up to [A] | Code |
|---|---|---|---|
| PROTEC 1~230V | 0,5 - 3 | 20 | 00134310 |
| PROTEC 3~400V | 0,5 - 4 | 10 | 00134308 |
| PROTEC 3~400V | 5,5 - 7,5 | 20 | 00134309 |

PRODUCTOS
ASISTENCIA
SOBRE ESPA
BLOG
CONTACTO
ESPA
conexión y compromiso
connection and commitment
Piscina, hidromasaje y spa
Drenaje de aguas residuales
Presurización doméstica

ESPA

# Information

# Regulations

Quality at ESPA is much more than an objective or a market requirement; it is something that is part of our way of being and corporate culture.

ESPA guarantes the complete product cycle: design, development, production, business, after-sales service and environmental management, certified by **ISO 9001:2015** (quality management) and **ISO 14001:2015** (environmental management) standards.

ESPA fully guarantees its products in accordance with the Legislative Decree 1/2007 of November 16th, thanks to a quality assurance system and exhaustive in-process and final control procedures.

Millions of ESPA pumps are working at full capacity all over the world. Thousands of installations show the confidence that professionals and users have placed in ESPA.

All the products in this catalogue comply with the following standards:

› **Directive 2006/42/CE** about machine security. Standard EN 809 and EN 60204-1.
› **Directive 2014/35/UE** about low voltage. Standards EN 60335-1 and EN 60335-2-41.
› **Directive 2014/30/UE** about electromagnetic compatibility. Standards EN 61000-6-1 and EN 61000-6-3.
› **Directive 2000/14/CE** about sound emissions. EN-ISO 3744
› **Directive 2009/125/CE** about eco-design of energy-related products. Regulation (EU) 2019/1781 for electric motors and variable speed drives. Standard EN 60034-30.
› **Directive 2012/19/UE** about waste electrical and electronic equipment (WEEE). Standard EN 50419:2006 on the marking of electrical and electronic equipment.
› **Directive 2011/65/UE** about restrictions on the use of hazardous substances. Standard UNE-EN IEC 63000:2022.
› **Directive 94/62/CE** about packaging and packaging waste.
› **Directive 2006/66/CE** about batteries and accumulators and their waste.
› **Directive 2014/53/UE** about radio equipment:
  › Standard EN 300328 and EN 301489-17.
  › Standard EN 62479 and EN 60950-1.

Note: We have some products **certified with SHW for drinking water,** an essential regulation in France for materials in contact with drinking water, which is being progressively implemented throughout the European Union.

## ESPA voltages

**Voltage tolerances:**
Nominal 230V [+/- 10%].
Nominal 400V [+/- 10%].

Non-binding pictures, the technical specifications and/or the equipment might change depending on the model. ESPA has the right to change the content of the present catalogue without any further notice, always with the intention to improve the information that is given to our clients.

The data containing this catalogue is valid, except for any spelling or printing mistakes, until a new version of the catalogue is released.

› Check out the brand protection measures at **www.espa.com.**

ESPA
www.espa.com



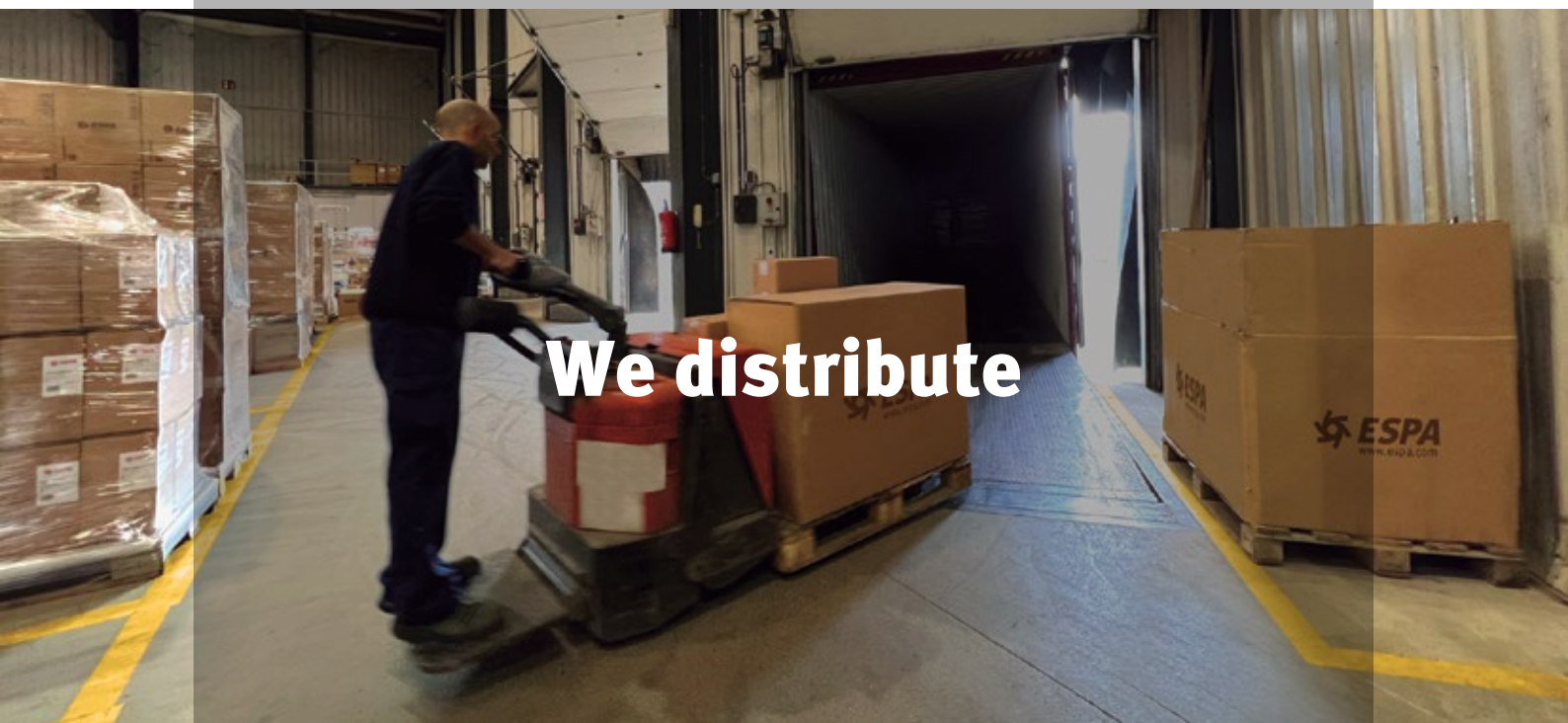

# Notes

# Notes

# Trust ESPA, your ally in each installation

We understand the needs of installers like you, as we have spent decades designing solutions designed to make your work easier and offer maximum efficiency. From state-of-the-art hydraulic pumps to complete pressurisation systems, each product is manufactured to ensure durability, performance and ease of installation. Furthermore, with our specialised Technical Service, you will always have the support you need. Whether it's a consultation, maintenance or after-sales support, we are at your side to make sure every project is a success.

With ESPA you not only work with cutting-edge technology, but you also work with a team committed to making your life easier. **Find out about all our solutions at:**

ESPAglobal
espagroup
espa-group
ESPAgroup
+34 972 588 000
www.espa.com

www.espa.com

**ESPA PUMPS UK Ltd**
15, Riverside Avenue West,
Lawford, Manningtree, Essex,
CO11 1UN

+44 1206 391291
hello.eduk@espa.com

**ESPA GROUP**
hello@espa.com
www.espa.com