CATALOGUE 2025

ESPA UK

The best materials for your pump

Long service life thanks to research to improve the quality of materials and manufacturing processes.

From raw material to finished product

Our integrated production chain ensures efficient control of the production process, from sourcing to final distribution.

Sustainability and durability

Our pumps are strong and reliable, not only because of the durability of the materials and the solidity of their manufacture, but also because of the availability of spare parts and the network of technical services.

All our pumps are recyclable

95% of the components in our product range are recyclable.

Born in
1962

+60 years of growth in the industry

Design, production and **distribution**

95%

Made in
Europe

Reach up to **+100 countries**

Essence, soul and **identity**

10 subsidiaries
join us

Our applications

Groundwater

Long-term solutions

Extraction of water from wells, tanks or natural sources, using pumps which ensure a constant, reliable flow, facilitating the initial supply for domestic, residential or agricultural facilities.

Supply

Water when and where you need it

Transportation and distribution of water from source to the point of use, ensuring a stable, sufficient flow pressure in homes, communities or industries, deploying equipment designed for speedy installation and reduced maintenance.

ESPA

Recirculation and filtration

The perfect duo to ensure ever clean water

Systems that keep water in continuous movement and free of impurities, accompanied by filtering processes to maintain its quality and cleanliness and optimal usage conditions. Essential for swimming pools, spas or closed circuits such as heating, with compact and easy-to-install solutions.

Evacuation

Say goodbye to water, say hello to efficiency

Controlled drainage and disposal of residual, storm or surplus water, using equipment that guarantees safe and efficient evacuation in domestic, commercial or industrial applications.

With more than 60 years of experience, we have promoted with dedication the path towards more conscious and efficient water management, promoting responsible consumption and the ingenious use of this vital resource.

ESPA | www.espa.com

ESPA

GROUNDWATER

› Submersibles
10 Acuaria 07S
11 Acuaria 17
12 Acuaria 27
13 Acuaria 37
14 Acuaria 57
15 Vigilarain

› Submersible wet ends and motors
16 ES4
21 Motor 4WM PM 4”

SUPPLY

› Horizontal surface
24 Delta
25 Aspri 15
26 Aspri 20
27 Aspri 25
28 Aspri 35
29 Aspri 45
30 Tecno 05
31 Tecno 15
32 Tecno 25

› Vertical surface
33 Multi 25
34 Multi 35
35 Multi 55
36 VE 94
37 VE 121
38 Multi VS 05
39 Multi VS 10
40 Multi VS 15
41 Multi VS 20

› Automation devices
43 Pressdrive
44 Pressdrive 05
45 Speedrive V2

› Booster
46 Tecnopres
47 Acuapres S
48 Tecnoplus 15
49 Tecnoplus 25
50 Sub-tank FS
51 Sub-tank VS
52 CKE 1
53 CKE 2 Prisma
54 CKE 2
56 CKE 3
58 CKE 4

RECIRCULATION AND FILTRATION

› Recirculation
62 Silen I
63 Silen S
64 Silen S2
65 Noxsalt
66 Noxsalt plus
67 Noxplus
68 Noxplus 2
69 Silenplus 1
70 Silenplus 2
71 Silenplus 3

› Filtration
72 Filterkit Base
73 Filterkit Plus

› Cleaning
74 Multipool

› Counter-current
75 Nadorself

› Whirlpool and spa
76 Tiper
77 Wiper
78 Wiper 3

› Other applications
79 Piscis

EVACUATION

› Drainage
82 Vigila
83 Vigilex
84 Vigicor
85 Drain 100
86 Drainex 100
87 Drainex 200
89 Drainex 300
91 Drainex 400
93 Drainex 500
95 Drainex 600
97 Draincor
99 Drainbox

ACCESSORIES

102 CIMM vessels
103 Accessories

INFORMATION

106 Regulations

ESPA

Groundwater

Long-term solutions

Acuaria 07S **Groundwater** | Submersibles

Submersible monoblock centrifugal multistage pump for water supply

Applications
Pumping of clean water for domestic, industrial, agricultural and gardening purposes.
Suitable for open wells, ponds and tanks.

Materials
Pump body, suction, discharge, filter and impellers in AISI 304.
Pump shaft in AISI 431.
Diffusers in technopolymer.
Double mechanical seal.
O-rings in NBR/EPDM.

Equipment
Check valve not included.
Model MA with float switch.
Model M/T without float switch.
Cable, plug and capacitor: see table.

Motor
Asynchronous 2 poles.
IPX8 protection.
Class F insulation.
Continuous operation.
Water cooled motor.
Single phase motor with built-in thermal protection.

Range of use
Maximum water temperature 40 °C.
Maximum submersion 12m.

Model MA

Model M/T

Stainless steel impellers | External capacitor (optional) | Quiet | Pressure up to 70 m | Flow rate up to 65 l/min

Features table

Model	I [A]		P1 [kW]		P2		c [µF]	l/min	10	20	30	40	50	60	65
	1~ 230V	3~ 400V	1~	3~	[kW]	[HP]		m³/h	0,6	1,2	1,8	2,4	3,0	3,6	3,9
Acuaria 07S 3	2,9	-	0,65	-	0,5	0,65	12	mwc	33	29	26	21	15	8	4
Acuaria 07S 4	4	1,5	0,9	0,8	0,55	0,75	12		41	37	32	26	19	10	6
Acuaria 07S 5	4,7	2,2	1	1	0,75	1	12		50	46	40	32	23	13	8
Acuaria 07S 6	6,2	2,2	1,2	1,1	0,9	1,2	12		60	55	47	37	26	15	9
Acuaria 07S 7	6,5	2,4	1,25	1,3	1,1	1,5	12		70	64	55	44	31	18	11

Model	Code with internal capacitor and 15m of cable with plug type F.		Code CEXT with external capacitor without capacitor box and 15m of cable without plug.		Code
	1~230V (Model M)	1~230V (Model MA)	1~230V (Model M CEXT)	1~230V (Model MA CEXT)	3~400V (Model T)
Acuaria 07S 3	00209123	00209078	-	-	-
Acuaria 07S 4	00209122	00209079	-	-	00209194
Acuaria 07S 5	00209124	00209080	-	-	00209196
Acuaria 07S 6	00209125	00209081	-	-	00209340
Acuaria 07S 7	-	-	00209134	00209082	00209344

Performance curve at 2900 rpm

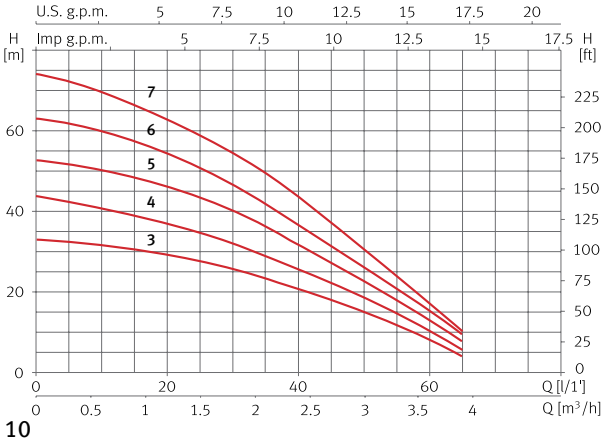

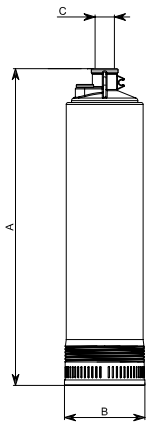

Dimension and weight

Model	A	B	C	Kg
Acuaria 07S 3	479	125	1"	10
Acuaria 07S 4	502	125	1"	10,6
Acuaria 07S 5	526	125	1"	11,5
Acuaria 07S 6	569	125	1"	12,4
Acuaria 07S 7	593	125	1"	12,6

Acuaria 17 **Groundwater** | Submersibles

Submersible monoblock centrifugal multistage pump for water supply

Applications
Pumping of clean water for domestic, industrial, agricultural and gardening purposes.
Suitable for open wells, ponds and tanks.

Materials
Pump body, suction, discharge, filter and impellers in AISI 304.
Pump shaft in AISI 431.
Diffusers in technopolymer.
Double mechanical seal.
O-rings in NBR/EPDM.

Equipment
Check valve not included.
Model MA with float switch.
Model M/T without float switch.
15m of cable without plug.
External capacitor.

Motor
Asynchronous 2 poles.
IPX8 protection.
Class F insulation.
Continuous operation.
Water cooled motor.
Single phase motor with built-in thermal protection.

Range of use
Maximum water temperature 40 °C.
Maximum submersion 12m.

Model MA

Model M/T

Stainless steel impellers | External capacitor | Quiet | Pressure up to 95 m | Flow rate up to 85 l/min

Features table

Model	I [A]		P1 [kW]		P2		c [µF]	l/min	10	20	30	40	50	60	80	85	Code		
	1~ 230V	3~ 400V	1~	3~	[kW]	[HP]		m³/h	0,6	1,2	1,8	2,4	3,0	3,6	4,8	5,1	1~230V (Model M)	1~230V (Model MA)	3~400V (Model T)
Acuaria 17 5	7,4	2,6	1,6	1,5	0,9	1,2	16	mwc	67	65	62	55	48	39	18	12	00096265	00096266	00096251
Acuaria 17 7	10,7	3,8	2,2	2,1	1,5	2	25		94	90	85	78	69	58	30	22	00096282	00096283	00096275

Performance curve at 2900 rpm

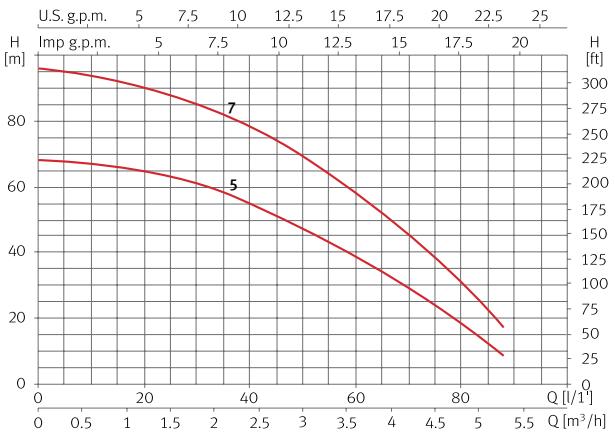

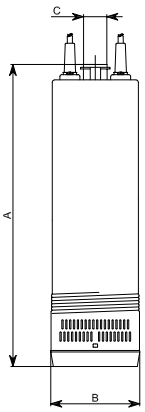

Dimension and weight

Model	A	B	C	Kg
Acuaria 17 5	554	138	1"	19,8
Acuaria 17 7	646	138	1"	24

Acuaria 27 **Groundwater** | Submersibles

Submersible monoblock centrifugal multistage pump for water supply

Applications
Pumping of clean water for domestic, industrial, agricultural and gardening purposes.
Suitable for open wells, ponds and tanks.

Materials
Pump body, suction, discharge, filter and impellers in AISI 304.
Pump shaft in AISI 431.
Diffusers in technopolymer.
Double mechanical seal.
O-rings in NBR/EPDM.

Equipment
Check valve not included.
Model MA with float switch.
Model M/T without float switch.
15m of cable without plug.
External capacitor.

Motor
Asynchronous 2 poles.
IPX8 protection.
Class F insulation.
Continuous operation.
Water cooled motor.
Single phase motor with built-in thermal protection.

Range of use
Maximum water temperature 40 °C..
Maximum submersion 12m.

Model MA

Model M/T

Stainless steel impellers | External capacitor | Quiet | Pressure up to 70 m | Flow rate up to 120 l/min

Features table

Model	I [A]		P1 [kW]		P2		c [µF]	l/min	20	30	40	50	60	80	100	120	Code		
	1~ 230V	3~ 400V	1~	3~	[kW]	[HP]		m³/h	1,2	1,8	2,4	3,0	3,6	4,8	6,0	7,2	1~230V (Model M)	1~230V (Model MA)	3~400V (Model T)
Acuaria 27 4	7	2,5	1,5	1,4	1,25/0,9	1,2	16	mwc	43	42	41	39	38	31	23	14	00096342	00096343	00096328
Acuaria 27 6	10,8	3,8	2,2	2,1	2/1,5	2	25		68	66	64	61	57	47	36	24	00096359	00096360	00096352

Performance curve at 2900 rpm

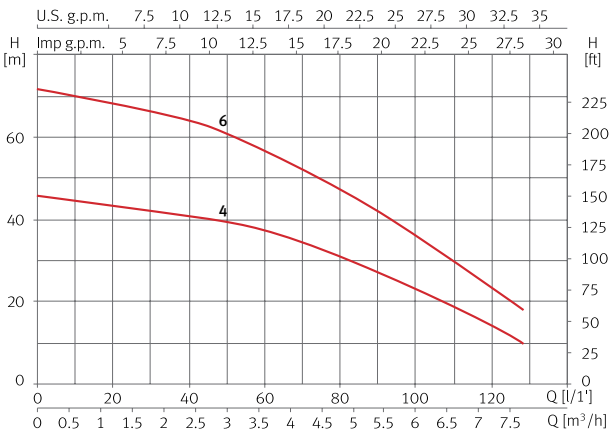

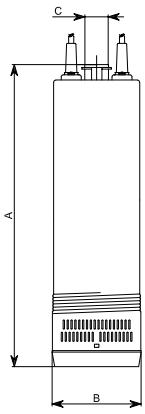

Dimension and weight

Model	A	B	C	Kg
Acuaria 27 4	552	138	1"	20
Acuaria 27 6	665	138	1"	24

Acuaria 37 **Groundwater** | Submersibles

Submersible monoblock centrifugal multistage pump for water supply

Applications
Pumping of clean water for domestic, industrial, agricultural and gardening purposes.
Suitable for open wells, ponds and tanks.

Materials
Pump body, filter and impellers in AISI 304.
Suction and discharge in cast iron.
Pump shaft in AISI 431.
Diffusers in technopolymer.
Double mechanical seal.
O-rings in NBR/EPDM.

Equipment
Check valve not included.
15m of cable without plug.
External capacitor.

Motor
Asynchronous 2 poles.
IPX8 protection.
Class F insulation.
Continuous operation.
Water cooled motor.
Single phase motor with built-in thermal protection.

Range of use
Maximum water temperature 40 °C.
Maximum submersion 12m.

Stainless steel impellers | External capacitor | Quiet | Pressure up to 85 m | Flow rate up to 175 l/min

Features table

Model	I [A]		P1 [kW]		P2		c [µF]	l/min	12	40	60	100	120	140	160	Code	
	1~ 230V	3~ 400V	1~	3~	[kW]	[HP]		m³/h	1,2	2,4	3,6	6,0	7,2	8,4	8,6	1~230V (Model M)	3~400V (Model T)
Acuaria 37 4	9,2	3,3	2	1,9	1,1	1,5	30	mwc	56	53	51	41	35	29	22	00135380	00135379
Acuaria 37 6	-	5,3	-	3	2,2	3	-		85	81	77	65	56	46	37	-	00135381

Performance curve at 2900 rpm

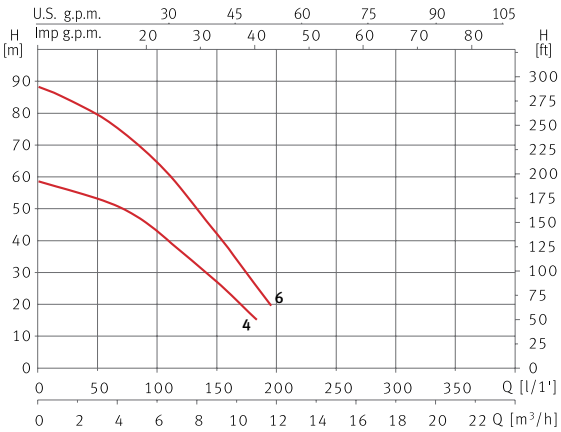

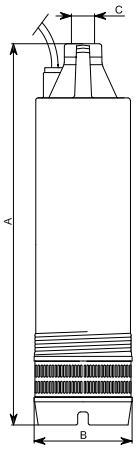

Dimension and weight

Model	A	B	C	Kg
Acuaria 37 4	623	152	1 1/2"	27,6
Acuaria 37 6	672	152	1 1/2"	30,6

Acuaria 57 **Groundwater** | Submersibles

Submersible monoblock centrifugal multistage pump for water supply

Applications
Pumping of clean water for domestic, industrial, agricultural and gardening purposes.
Suitable for open wells, ponds and tanks.

Materials
Pump body, filter and impellers in AISI 304.
Suction and discharge in cast iron.
Pump shaft in AISI 431.
Diffusers in technopolymer.
Double mechanical seal.
O-rings in NBR/EPDM.

Equipment
Check valve not included.
15m of cable without plug.

Motor
Asynchronous 2 poles.
IPX8 protection.
Class F insulation.
Continuous operation.
Water cooled motor.

Range of use
Maximum water temperature 40 °C.
Maximum submersion 12m.

Stainless steel impellers

Quiet

Pressure up to 55 m

Flow rate up to 350 l/min

Features table

Model	I [A]	P1 [kW]	P2		l/min	50	100	150	200	250	300	350	Code
	3~ 400V	3~	[kW]	[HP]	m³/h	3,0	6,0	9,0	12	15	18	21	3~400V (Model T)
Acuaria 57 4	5,4	3	2,2	3	mwc	53	48	42	38	32	23	12	00135382

Performance curve at 2900 rpm

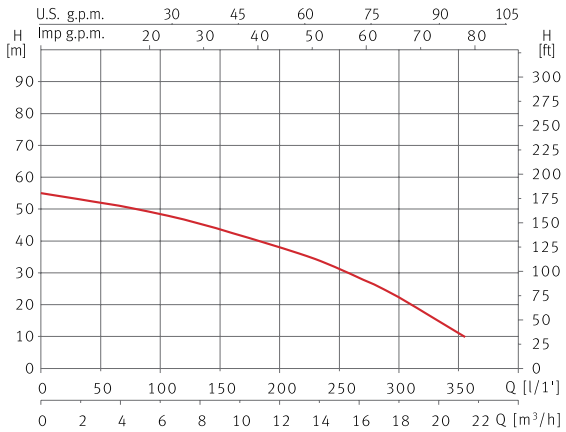

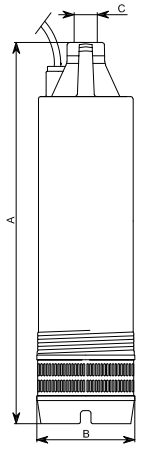

Dimension and weight

Model	A	B	C	Kg
Acuaria 57 4	684	152	1 1/2"	30,6

Vigilarain **Groundwater** | Submersibles

Submersible monoblock centrifugal multistage pump for water supply

Applications
Pumping of recovered rainwater for domestic and gardening use.
Suitable for tanks and cisterns.

Materials
Pump body in AISI 304.
Pump shaft in AISI 420.
Suction in technopolymer.
Impeller in technopolymer reinforced with steel.
Mechanical seal.
O-rings in NBR/EPDM.

Equipment
Float switch and 10m of cable with plug type F.
Internal capacitor.

Motor
Asynchronous 2 poles.
IPX8 protection.
Continuous operation.
Class F insulation.
Built-in thermal protection.

Range of use
Maximum water temperature 40 °C.
Maximum submersion 7m.

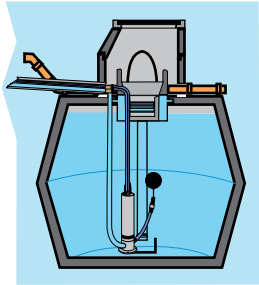

Flow rate up to 250 l/min

Rainwater harvesting

Features table

Model	I [A]	P1 [kW]	P2		c [µF]	l/min	25	50	100	150	200	250	Code
	1~ 230V	1~	[kW]	[HP]		m³/h	1,5	3	6	9	12	15	1~230V (Model MA)
Vigilarain	5	1,1	0,9	1,2	16	mwc	13	12,5	11,5	9,5	7	3	00097820

Performance curve at 2900 rpm

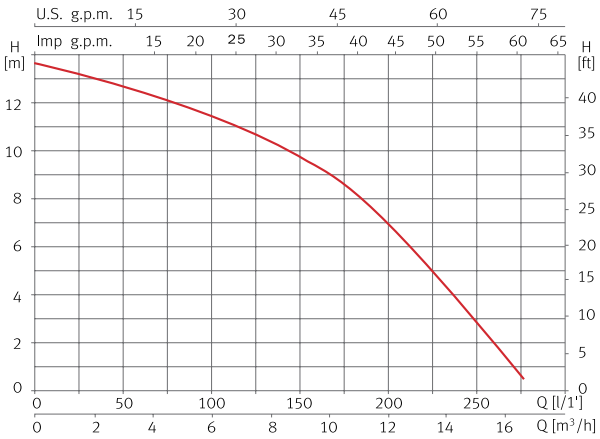

Dimension and weight

Model	A	B	C	D	Kg
Vigilarain	511	464	194	1 1/4"	14,8

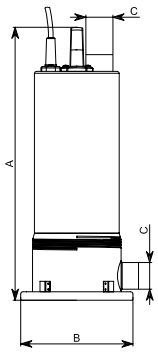

Submersible 4” wet end

Applications
Assembled on a motor, pumping of clean water for domestic, industrial, agricultural and gardening purposes. Suitable for boreholes.

Materials
Pump body, suction, discharge and pump shaft in AISI 304.
Diffusers and floating impellers in technopolymer.
O-rings in NBR/EPDM.

Equipment
Built-in check valve.
Joint kit according to regulation NEMA MG1-18.388.

Range of use
Maximum water temperature 40 °C.
Maximum quantity of sand in suspension 100 g/m³.

Features table, performance curve at 2900 rpm, dimension and weight

Model	P2		l/min	0	5	10	15	20	25	Code
	[kW]	[HP]	m³/h	0	0,3	0,6	0,9	1,2	1,5	
ES4 01 19	0,55	0,75	mwc	126	118	105	86	60	30	00157698
ES4 01 26	0,75	1		173	160	141	117	81	39	00157699
ES4 01 38	1,1	1,5		253	234	208	169	117	52	00157700

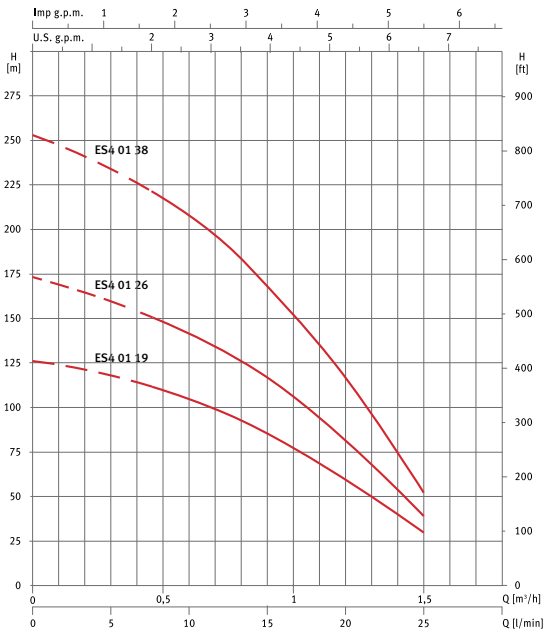

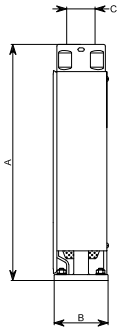

Model	A	B	C	Kg
ES4 01 19	481	98	1 1/4"	4,7
ES4 01 26	642	98	1 1/4"	5,8
ES4 01 38	864	98	1 1/4"	8,2

Features table, performance curve at 2900 rpm, dimension and weight

Model	P2		l/min	0	20	25	30	40	50	Code
	[kW]	[HP]	m³/h	0	1,2	1,5	1,8	2,4	3,0	
ES4 02 10	0,55	0,75	mwc	69	63	60	55	44	29	00157703
ES4 02 14	0,75	1		92	83	79	74	60	42	00157704
ES4 02 20	1,1	1,5		139	127	120	111	90	60	00157705
ES4 02 28	1,5	2		193	176	167	155	125	83	00162589

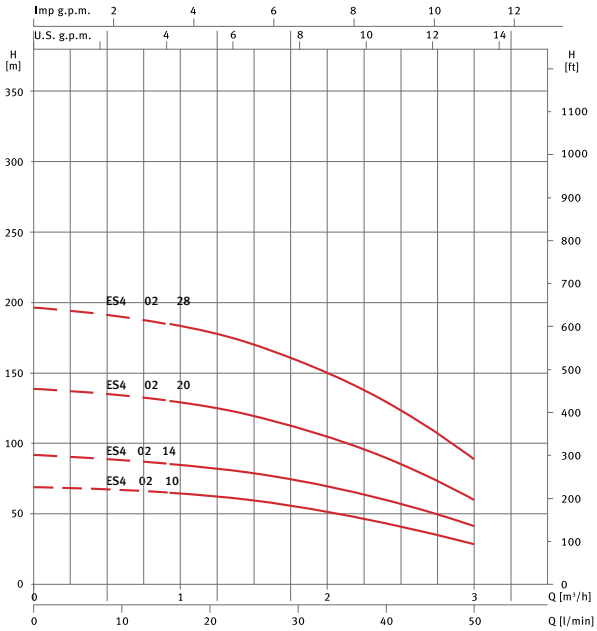

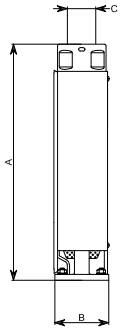

Model	A	B	C	Kg
ES4 02 10	324	98	1 1/4"	3,3
ES4 02 14	394	98	1 1/4"	3,9
ES4 02 20	499	98	1 1/4"	4,9
ES4 02 28	640	1090	1 1/4"	6,2

Features table, performance curve at 2900 rpm, dimension and weight

Model	P2		l/min	0	20	30	40	50	70	Code
	[kW]	[HP]	m³/h	0	1,2	1,8	2,4	3,0	4,2	
ES4 03 11	0,75	1	mwc	72	68	64	58	49	26	00157708
ES4 03 16	1,1	1,5		106	101	95	83	70	33	00157709
ES4 03 21	1,5	2		142	135	127	115	100	49	00157710
ES4 03 32	2,2	3		208	200	187	165	138	62	00157711

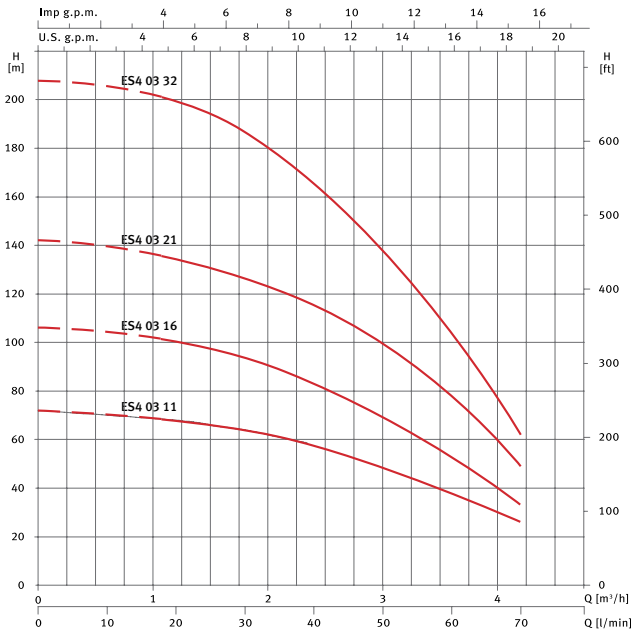

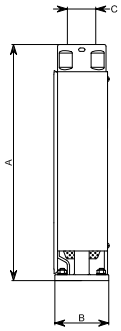

Model	A	B	C	Kg
ES4 03 11	342	98	1 1/4"	3,4
ES4 03 16	430	98	1 1/4"	4,2
ES4 03 21	519	98	1 1/4"	5,0
ES4 03 32	749	98	1 1/4"	7,1

Features table, performance curve at 2900 rpm, dimension and weight

Model	P2		l/min	0	40	50	70	90	100	Code
	[kW]	[HP]	m³/h	0	2,4	3,0	4,2	5,4	6,0	
ES4 04 08	0,75	1	mwc	51	46	43	35	24	18	00157714
ES4 04 12	1,1	1,5		77	71	68	57	41	31	00157715
ES4 04 16	1,5	2		102	96	92	77	57	46	00157716
ES4 04 24	2,2	3		151	139	132	111	80	62	00157717
ES4 04 32	3	4		203	185	175	146	105	80	00157718
ES4 04 44	4	5,5		278	260	247	210	159	127	00157720

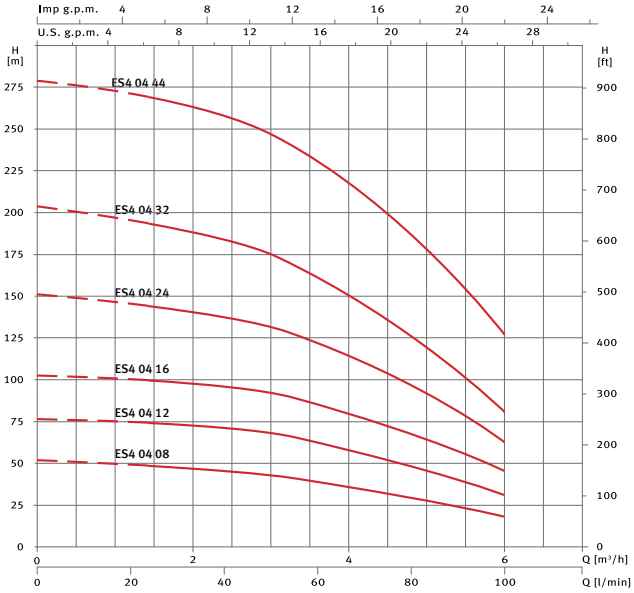

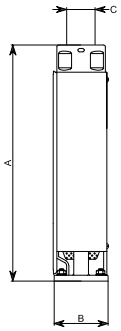

Model	A	B	C	Kg
ES4 04 08	345	98	1 1/4"	3,3
ES4 04 12	433	98	1 1/4"	4,1
ES4 04 16	542	98	1 1/4"	5,0
ES4 04 24	777	98	1 1/4"	6,6
ES4 04 32	965	98	1 1/4"	8,7
ES4 04 44	1296	98	1 1/4"	11,2

Features table, performance curve at 2900 rpm, dimension and weight

Model	P2		l/min	0	50	70	90	120	140	Code
	[kW]	[HP]	m³/h	0	3,0	4,2	5,4	7,2	8,4	
ES4 06 07	0,75	1	mwc	42	36	32	28	19	11	00157721
ES4 06 10	1,1	1,5		62	53	48	41	29	18	00157722
ES4 06 14	1,5	2		90	77	71	63	46	28	00157723
ES4 06 20	2,2	3		125	107	97	86	62	40	00157724
ES4 06 27	3	4		169	145	131	115	84	55	00157725
ES4 06 36	4	5,5		221	190	173	154	112	72	00157727

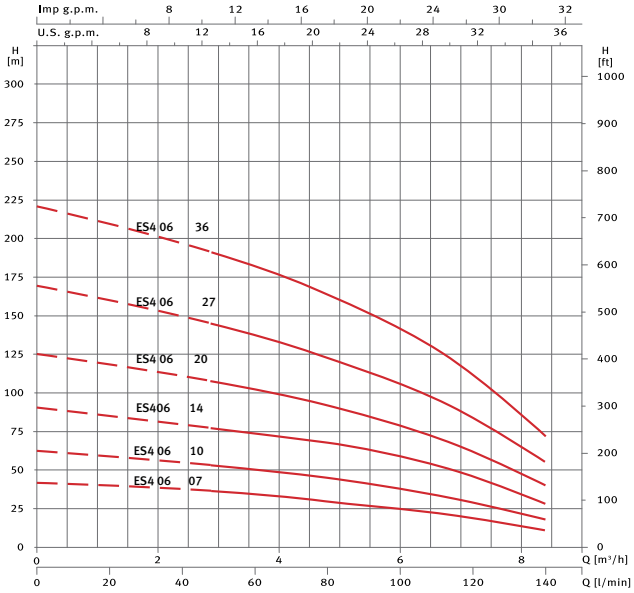

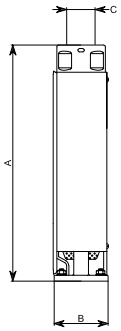

Model	A	B	C	Kg
ES4 06 07	390	98	2"	3,7
ES4 06 10	483	98	2"	4,6
ES4 06 14	607	98	2"	5,7
ES4 06 20	831	98	2"	7,5
ES4 06 27	1048	98	2"	9,6
ES4 06 36	1318	98	2"	12,2

Features table, performance curve at 2900 rpm, dimension and weight

Model	P2		l/min	0	80	100	140	180	200	Code
	[kW]	[HP]	m³/h	0	4,8	6,0	8,4	10,8	12	
ES4 08 06	1,1	1,5	mwc	39	36	34	29	22	17	00157730
ES4 08 08	1,5	2		52	48	46	39	29	24	00157731
ES4 08 13	2,2	3		82	75	71	59	40	30	00157732
ES4 08 17	3	4		108	98	94	79	58	46	00157733
ES4 08 23	4	5,5		148	134	127	108	79	60	00157735
ES4 08 32	5,5	7,5		202	182	172	143	105	80	00157736

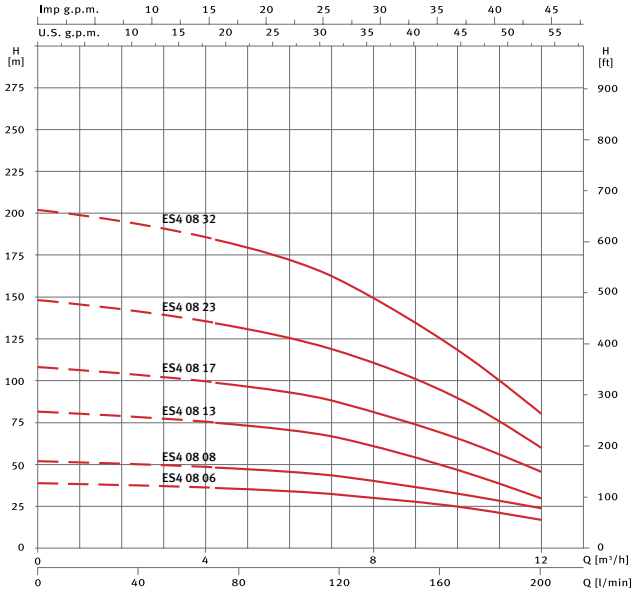

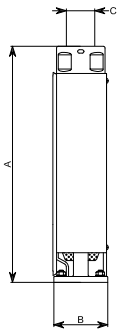

Model	A	B	C	Kg
ES4 08 06	356	98	2"	3,4
ES4 08 08	418	98	2"	4,0
ES4 08 13	573	98	2"	5,5
ES4 08 17	697	98	2"	6,6
ES4 08 23	921	98	2"	8,4
ES4 08 32	1238	98	2"	11,0

Features table, performance curve at 2900 rpm, dimension and weight

Model	P2		l/min	0	100	140	180	220	260	Code
	[kW]	[HP]	m³/h	0	6,0	8,4	10,8	13,2	15,6	
ES4 12 07	1,5	2	mwc	45	37	33	28	22	14	00157737
ES4 12 10	2,2	3		64	54	48	41	32	20	00157738
ES4 12 14	3	4		89	76	67	56	43	28	00157739
ES4 12 19	4	5,5		120	102	91	76	58	37	00157741
ES4 12 26	5,5	7,5		163	136	120	100	75	48	00157742

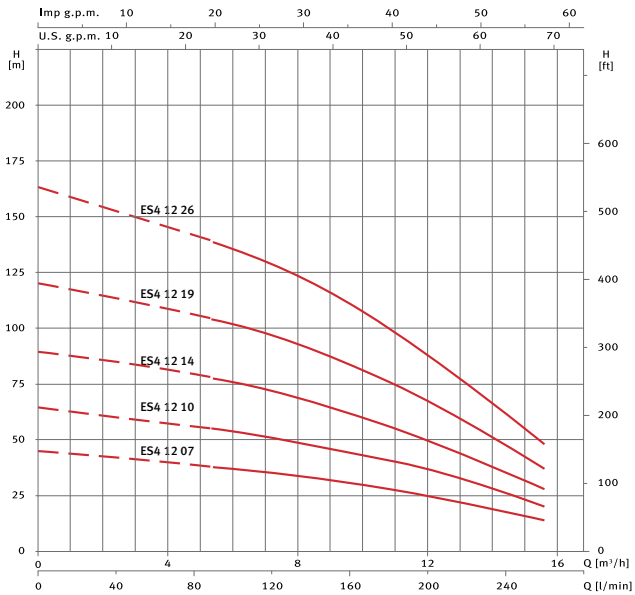

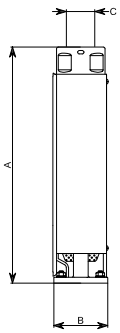

Model	A	B	C	Kg
ES4 12 07	534	98	2"	5,3
ES4 12 10	690	98	2"	6,7
ES4 12 14	989	98	2"	8,6
ES4 12 19	1195	98	2"	11,0
ES4 12 26	1559	98	2"	14,3

Features table, performance curve at 2900 rpm, dimension and weight

Model	P2		l/min	0	140	200	260	320	400	Code
	[kW]	[HP]	m³/h	0	8,4	12	15,6	19,2	24	
ES4 16 08	2,2	3	mwc	51	41	35	29	22	12	00157743
ES4 16 11	3	4		70	57	49	41	31	18	00157744
ES4 16 13	4	5,5		81	67	58	48	38	22	00157745
ES4 16 15	4	5,5		97	79	69	58	46	27	00157746
ES4 16 20	5,5	7,5		125	102	89	74	60	37	00157747

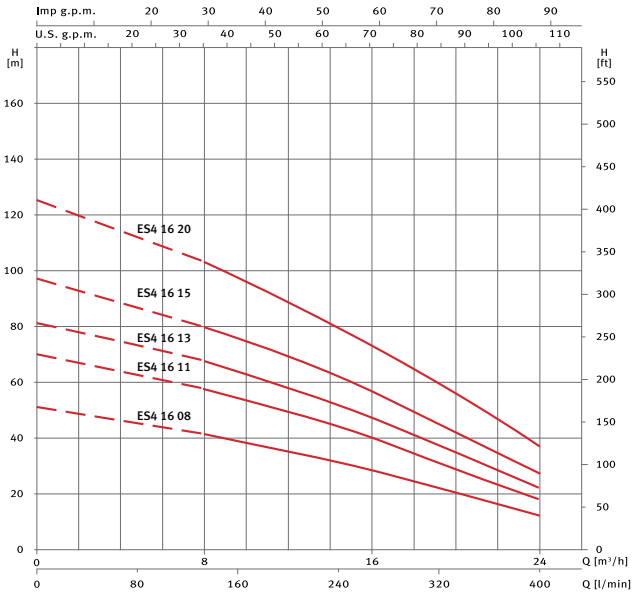

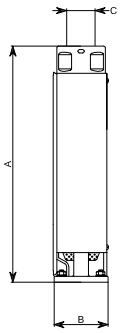

Model	A	B	C	Kg
ES4 16 08	676	98	2”	6,3
ES4 16 11	880	98	2”	8,1
ES4 16 13	1013	98	2”	9,3
ES4 16 15	1149	98	2”	10,5
ES4 16 20	1489	98	2”	13,5

Submersible motor for 4” wet end

Applications
To be assembled on 4” submersible wet end.

Materials
Motor casing and shaft in AISI 304.
O-rings in NBR/EPDM.

Equipment
Cable without plug (see table).
4” NEMA flange.

Motor
Asynchronous 2 poles.
IP68 protection.
Class F insulation.
Continuous operation.
Water cooled encapsulated PSC motors.
Single phase motor with built-in thermal protection.

Limitations
Maximum water temperature 35 °C.
Maximum submersion 300m.
30 starts per hour.

Features table

Model	I [A]		P2		c [µF]	Length [mm]		Weigth [Kg]		Cable lenght [m]	Cable section [mm²]	Code	
	1~ 230V	3~ 400V	[kW]	[HP]		1~	3~	1~	3~			1~230V (Model M)	3~400V (Model T)
4WM 050	3,2	1,3	0,37	0,5	20	260	240	7,8	7,2	1,7	4 x 1,5	00830103	00830119
4WM 075	4,2	1,6	0,55	0,75	25	280	260	8,4	7,8	1,7	4 x 1,5	00830104	00830120
4WM 100	5,8	2,2	0,75	1	35	306	280	9,2	8,4	1,7	4 x 1,5	00830105	00830121
4WM 150	7,8	3,1	1,1	1,5	40	351	306	10,5	9,2	1,7	4 x 1,5	00830106	00830122
4WM 200	10,4	3,9	1,5	2	60	386	351	11,6	10,5	1,7	4 x 1,5	00830107	00830123
4WM 300	14,8	5,4	2,2	3	70	441	386	13,3	11,6	1,7	4 x 1,5	00830108	00830124
4WM 400	-	7,6	3	4	-	-	441	-	19,8	1,7	4 x 1,5	-	00830125
4WM 500	21,8	-	3,7	5	100+250/300	654	-	27,8	-	2,7	4 x 2	00830109	-
4WM 550	-	9,9	4	5,5	-	-	544	-	23,2	2,7	4 x 2	-	00830126
4WM 750	-	12,7	5,5	7,5	-	-	654	-	27,8	2,7	4 x 2	-	00830127

Resin joint for cables of submersible pumps

Model	Cables [mm²]	Code
EC 10	us to 4 x 10	00103079
EC 25	us to 4 x 25	00103080

ESPA

Supply

Water when
and where
you need it

Delta **Supply | Horizontal surface**

Centrifugal single stage pump for water supply, self-priming up to 9m

Applications
Pumping of clean water for domestic, industrial, agricultural and gardening purposes.
Self-priming up to 9m.

Materials
Pump body in AISI 304.
Pump shaft in AISI 431.
Impeller and diffuser in technopolymer.
Mechanical seal.
Motor casing in aluminium.
O-rings in NBR/EPDM.

Equipment
No cable.
Handle included.

Motor
Asynchronous 2 poles.
IPX5 protection.
Class F insulation.
Single phase motor with built-in thermal protection.
Continuous operation.

Range of use
Maximum water temperature 40 °C.

Features table

Model	I [A]			P1 [kW]		P2		c [µF]	l/min	5	15	25	35	40	50	60	75	Code	
	1~ 230V	3~ 230V	3~ 400V	1~	3~	[kW]	[HP]		m³/h	0,3	0,9	1,5	2,1	2,4	3,0	3,6	4,5	1~230V (Model M)	3~230V/400V (Model T)
Delta 505	2,8	-	-	0,6	-	0,37	0,5	12	mwc	33	26	22	18	17	13	-	-	00146271	-
Delta 755	3,4	2,6	1,3	0,8	0,8	0,55	0,75	12		37	32	27	23	21	17	-	-	00146270	00146309
Delta 1005	4,8	3,6	2,1	1	1	0,75	1	16		47	40	34	29	27	-	-	-	00146018	00146061

Performance curve at 2900 rpm

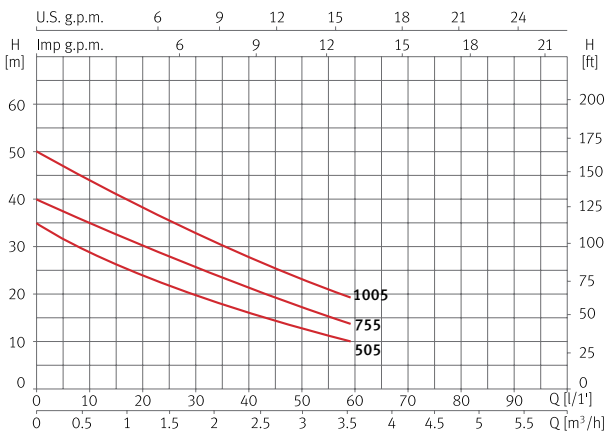

Dimension and weight

Model	A	B	C	D	E	F	G	H	I	Kg
Delta 505	336	215	22	200	1"	78	126	94	147	6,8
Delta 755	336	215	22	200	1"	78	126	94	147	7,3
Delta 1005	359	225	22	200	1"	78	126	94	147	9,6

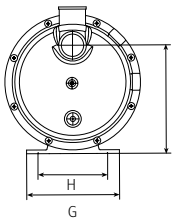

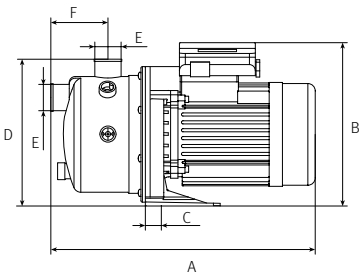

Aspri 15 **Supply | Horizontal surface**

Centrifugal multistage pump for water supply, self-priming up to 9m

Applications
Pumping of clean water for domestic, industrial, agricultural and gardening purposes.
Silent.
Self-priming up to 9m.

Materials
Pump body and impellers in AISI 304.
Pump shaft in AISI 431.
Diffusers in technopolymer.
Suction and discharge in cast iron with cataphoresis coating.
Mechanical seal.
Motor casing in aluminium.
O-rings in NBR/EPDM.

Equipment
No cable (model B with 2m of cable with plug type F).

Motor
Asynchronous 2 poles.
IPX5 protection.
Class F insulation.
Single phase motor with built-in thermal protection.
Continuous operation.

Range of use
Maximum water temperature 40 °C.

Model B

Stainless steel impellers | Self-priming up to 9 m | High performance | Easy to maintain | Quiet | Pressure up to 50 m | Flow rate up to 65 l/min

Features table

Model	I [A]			P1 [kW]		P2		c [µF]	l/min	10	20	30	40	50	60	Code			
	1~ 230V	3~ 230V	3~ 400V	1~	3~	[kW]	[HP]		m³/h	0,6	1,2	1,8	2,4	3,0	3,6	1~230V (Model M)	1~230V (Model B)	3~230V/400V (Model T)	3~230V/400V (Model B)
Aspri 15 3	2,8	2,1	1,2	0,61	0,61	0,37	0,5	12	mwc	32	30	26	22	17	11	00096415	00096419	00096412	00096413
Aspri 15 4	3,6	2,3	1,3	0,79	0,79	0,55	0,75	12		43	39	35	27	22	14	00096423	00096427	00096421	00096422
Aspri 15 5	4,1	3,3	1,9	0,95	0,95	0,75	1	12		51	47	42	34	25	17	00096432	00096436	00096430	00096431

Performance curve at 2900 rpm

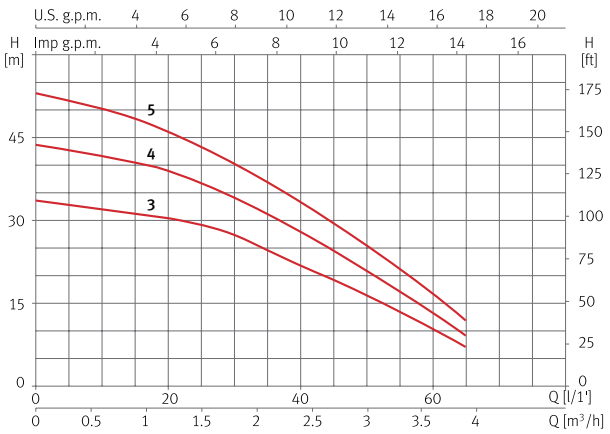

Dimension and weight

Model	A	B	C	D	E	F/G	H	I	J	K	Kg
Prisma 15 3	389	237	202	110	187	1"	121	102	Ø9	162	9,2
Prisma 15 4	413	261	202	110	211	1"	121	102	Ø9	162	10
Prisma 15 5	437	285	202	110	235	1"	121	102	Ø9	162	11

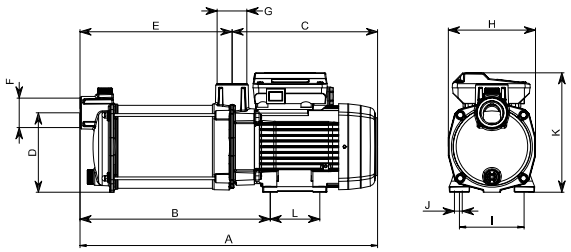

Aspri 20 **Supply** | Horizontal surface

Centrifugal multistage pump for water supply, self-priming up to 9m

Applications
Pumping of clean water for domestic, industrial, agricultural and gardening purposes.
Silent.
Self-priming up to 9m.

Materials
Pump body and impellers in AISI 304.
Pump shaft in AISI 431.
Diffusers in technopolymer.
Suction and discharge in cast iron with cataphoresis coating.
Mechanical seal.
Motor casing in aluminium.
O-rings in NBR/EPDM.

Equipamiento
2m of cable with plug type F.
ON/OFF switch.

Motor
Asynchronous 2 poles.
IPX5 protection.
Class F insulation.
Single phase motor with built-in thermal protection.
Continuous operation.

Range of use
Maximum water temperature 40 °C.

Stainless steel impellers | Self-priming up to 9 m | Easy to maintain | Quiet | Pressure up to 70 m | Flow rate up to 80 l/min | ON/OFF switch | Suitable for irrigation

Features table

Model	I [A]	P1 [kW]	P2		c [µF]	l/min	10	20	30	40	50	60	70	Code
	1~ 230V	1~	[kW]	[HP]		m³/h	0,6	1,2	1,8	2,4	3	3,6	4,8	1~230V (Model M)
Aspri 20 5	6,8	1,5	0,9	1,2	16	mwa	68	65	60	55	48	40	30	00098378

Performance curve at 2900 rpm

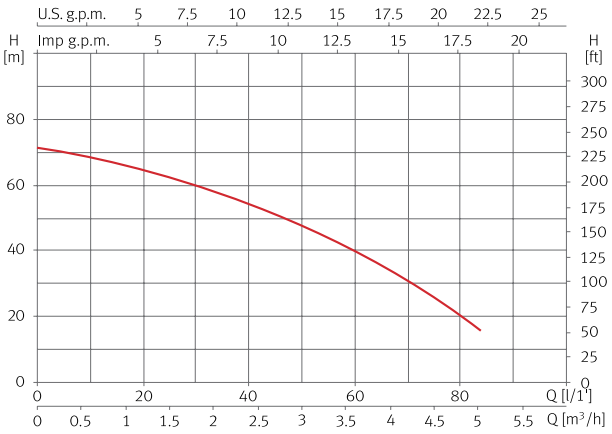

Dimension and weight

Model	A	B	C	D	E	F	G	H	I	J/K	Kg
Aspri 20 5	234	127	278	82	185	8	218	118	138	1"	15,5

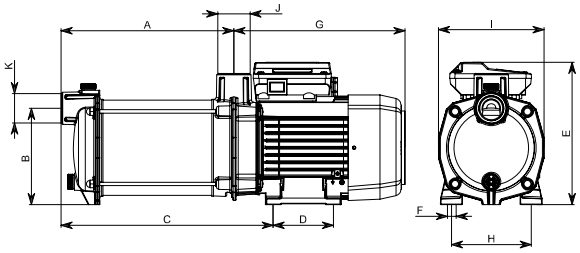

Aspri 25 **Supply** | Horizontal surface

Centrifugal multistage pump for water supply, self-priming up to 9m

Applications
Pumping of clean water for domestic, industrial, agricultural and gardening purposes.
Silent.
Self-priming up to 9m.

Materials
Pump body and impellers in AISI 304.
Pump shaft in AISI 431.
Diffusers in technopolymer.
Suction and discharge in cast iron with cataphoresis coating.
Mechanical seal.
Motor casing in aluminium.
O-rings in NBR/EPDM.

Equipment
No cable (model B 2m of cable with plug type F).

Motor
Asynchronous 2 poles.
IPX5 protection.
Class F insulation.
Single phase motor with built-in thermal protection.
Continuous operation.

Range of use
Maximum water temperature 40 °C.

Model B

Stainless steel impellers | Self-priming up to 9 m | Easy to maintain | Quiet | Pressure up to 55 m | Flow rate up to 120 l/min

Features table

Model	I [A]			P1 [kW]		P2		c [µF]	l/min	20	40	60	80	100	120	Code			
	1~ 230V	3~ 230V	3~ 400V	1~	3~	[kW]	[HP]		m³/h	1,2	2,4	3,6	4,8	6	7,2	1~230V (Model M)	1~230V (Model B)	3~230V/400V (Model T)	3~230V/400V (Model B)
Aspri 25 3	5,5	3,5	2	1,1	1	0,75	1	16	mwc	33	31	28	25	19	12	00096450	00096452	00096447	-
Aspri 25 4	6,8	4,3	2,5	1,5	1,4	0,9	1,2	16		43	41	37	33	23	15	00096458	00096462	00096455	00096456
Aspri 25 5	7,4	5,2	3	1,7	1,7	1,1	1,5	30		56	54	48	42	31	20	00096466	00096468	00096464	00096465

Performance curve at 2900 rpm

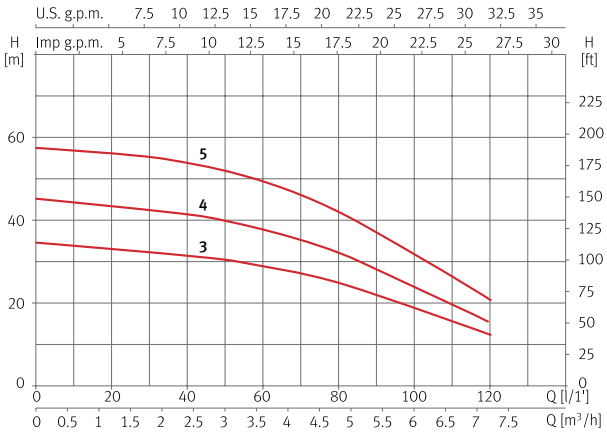

Dimension and weight

Model	A	B	C	D	E	F/G	H	I	J	K	Kg
Aspri 25 3	403	253	218	127	202	1"	138	118	Ø8	185	13,5
Aspri 25 4	447	279	218	127	229	1"	138	118	Ø8	185	14,6
Aspri 25 5	496	328	241	127	255	1"	138	118	Ø8	212	17,2

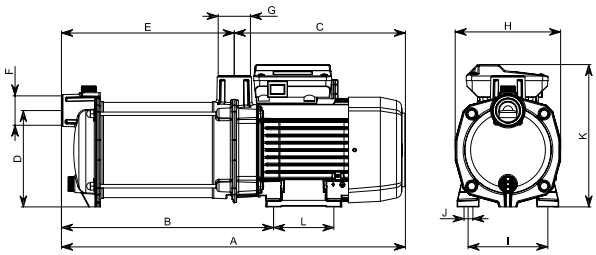

Aspri 35 **Supply** | Horizontal surface

Centrifugal multistage pump for water supply, self-priming up to 9m

Applications
Pumping of clean water for domestic, industrial, agricultural and gardening purposes.
Silent.
Self-priming up to 9m.

Materials
Pump body and impellers in AISI 304.
Pump shaft in AISI 431.
Diffusers in technopolymer.
Suction and discharge in cast iron with cataphoresis coating.
Mechanical seal.
Motor casing in aluminium.
O-rings in NBR/EPDM.

Equipment
No cable.

Motor
Asynchronous 2 poles.
IPX5 protection.
Class F insulation.
Single phase motor with built-in thermal protection.
Continuous operation.

Range of use
Maximum water temperature 40 °C.

Stainless steel impellers | Self-priming up to 9 m | Easy to maintain | Quiet | Pressure up to 80 m | Flow rate up to 150 l/min

Features table

Model	I [A]			P1 [kW]		P2		c [µF]	l/min	20	40	60	80	100	120	140	150	Code	
	1~ 230V	3~ 230V	3~ 400V	1~	3~	[kW]	[HP]		m³/h	1,2	2,4	3,6	4,8	6,0	7,2	8,4	9,0	1~230V (Model M)	3~230V/400V (Model T)
Aspri 35 3	6,7	4,5	2,6	1,5	1,4	0,75	1	30	mwc	41	39	36	34	31	27	22	18	00129699	00129696
Aspri 35 4	8,4	5,3	3,1	1,8	1,8	1,1	1,5	30		54	51	48	44	39	33	27	23	00129700	00129697
Aspri 35 5	10,2	6,9	4	2,3	2,2	1,5	2	30		68	64	60	55	49	41	34	30	00129701	00129698
Aspri 35 6	-	8,3	4,8	-	2,7	2,2	3	-		81	78	74	67	60	52	42	37	-	00130368

Performance curve at 2900 rpm

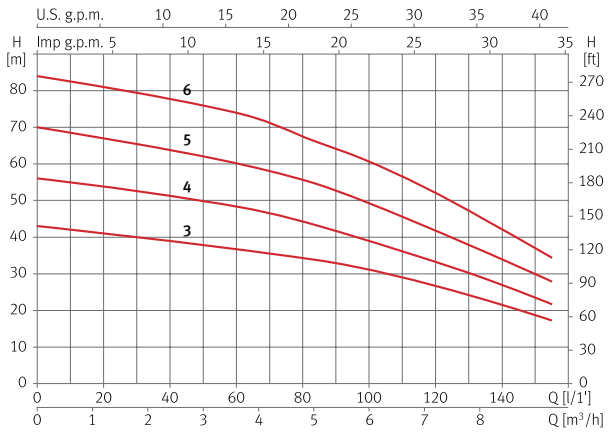

Dimension and weight

Model	A	B	C	D	E	F/G	H	I	J	K	Kg
Aspri 35 3	503	187	282	147	221	1 1/4"	158	120	Ø12	212	18,5
Aspri 35 4	529	212	282	147	247	1 1/4"	158	120	Ø12	212	20,5
Aspri 35 5	553	236	282	147	271	1 1/4"	158	120	Ø12	212	23,5
Aspri 35 6	578	261	282	147	296	1 1/4"	158	120	Ø12	212	23,7

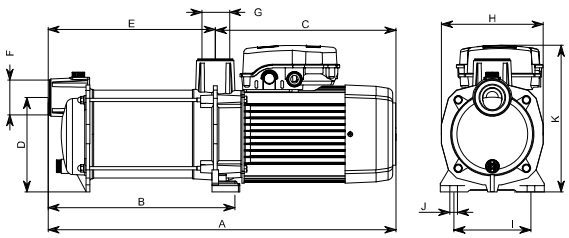

Aspri 45 **Supply | Horizontal surface**

ESPA

Centrifugal multistage pump for water supply, self-priming up to 9m

Applications
Pumping of clean water for domestic, industrial, agricultural and gardening purposes.
Silent.
Self-priming up to 9m.

Materials
Pump body and impellers in AISI 304.
Pump shaft in AISI 431.
Diffusers in technopolymer.
Suction and discharge in cast iron with cataphoresis coating.
Mechanical seal.
Motor casing in aluminium.
O-rings in NBR/EPDM.

Equipment
No cable.

Motor
Asynchronous 2 poles.
IPX5 protection.
Class F insulation.
Single phase motor with built-in thermal protection.
Continuous operation.

Range of use
Maximum water temperature 40 °C.

Stainless steel impellers | Self-priming up to 9 m | Easy to maintain | Quiet | Pressure up to 60 m | Flow rate up to 250 l/min

Features table

Model	I [A]			P1 [kW]		P2		c [µF]	l/min	25	50	75	100	125	150	200	250	Code	
	1~ 230V	3~ 230V	3~ 400V	1~	3~	[kW]	[HP]		m³/h	1,5	3,0	4,5	6,0	7,5	9,0	12	15	1~230V (Model M)	3~230V/400V (Model T)
Aspri 45 3	7,9	5,2	3	1,8	1,7	1,1	1,5	30	mwc	37	36	35	33	30	27	18	8	00132087	00132089
Aspri 45 4	10	6,9	4	2,2	2,2	1,5	2	30		48	47	45	42	39	36	24	11	00132088	00132090
Aspri 45 5	-	8,6	5	-	2,8	2,2	3	-		61	59	56	54	50	45	31	15	-	00132091

Performance curve at 2900 rpm

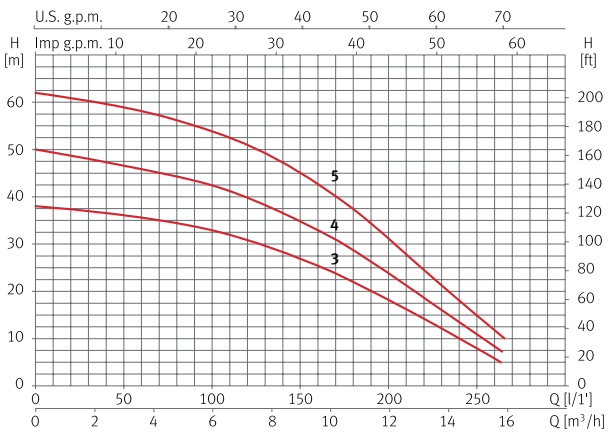

Dimension and weight

Model	A	B	C	D	E	F	G	H	I	J	K	Kg
Aspri 45 3	528	211	282	147	246	1¹/₄"	1¹/₂"	158	120	Ø12	218	22,6
Aspri 45 4	559	242	282	147	277	1¹/₄"	1¹/₂"	158	120	Ø12	218	23,7
Aspri 45 5	589	273	282	147	307	1¹/₄"	1¹/₂"	158	120	Ø12	218	25,3

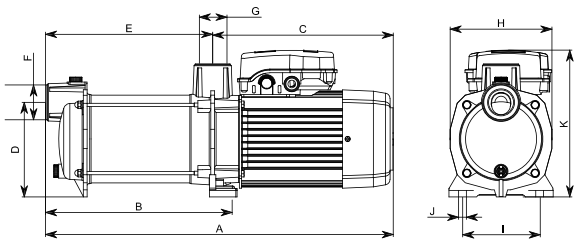

Tecno 05 **Supply** | Horizontal surface

Centrifugal multistage pump for water supply

Applications
Pumping of clean water for domestic, industrial, agricultural and gardening purposes.
Silent.
Self-priming up to 2m.

Materials
Pump body and impellers in AISI 304.
Pump shaft in AISI 431.
Diffusers in technopolymer.
Mechanical seal.
Motor casing in aluminium.
O-rings in NBR/EPDM.

Equipment
No cable.

Motor
Asynchronous 2 poles.
IPX5 protection.
Class F insulation.
Built-in thermal protection.
Continuous operation.

Range of use
Maximum water temperature 40 °C.

Stainless steel impellers | Easy to maintain | Quiet | Pressure up to 40 m | Flow rate up to 35 l/min

Features table

Model	I [A]	P1 [kW]	P2		c [µF]	l/min	5	10	15	20	25	30	35	37	Code
	1~ 230V	1~	[kW]	[HP]		m³/h	0,3	0,6	0,9	1,2	1,5	1,8	2,1	2,2	1~230V (Model M)
Tecno 05 2	1,2	0,25	0,11	0,15	6	mwc	18	17	15	13	10	7	3	1	00097502
Tecno 05 3	1,6	0,35	0,19	0,25	6		27	26	23	20	17	12	7	4	00097505
Tecno 05 4	2	0,45	0,19	0,25	6		36	33	30	26	21	16	10	7	00097508

Performance curve at 2900 rpm

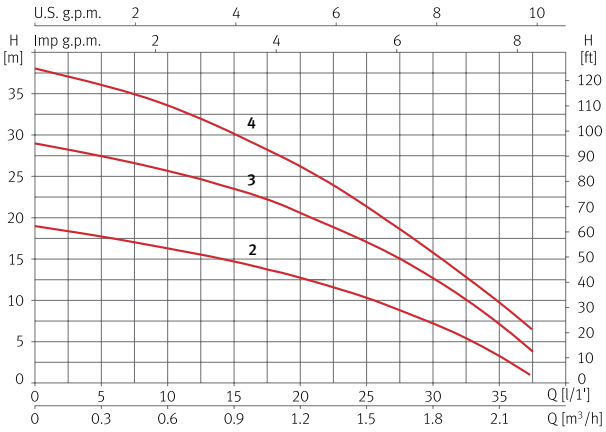

Dimension and weight

Model	A	B	C	D	E/F	G	H	I	J	Kg
Tecno 05 2	176	124	225	94	1"	136	174	80	Ø9	5,2
Tecno 05 3	194	142	225	94	1"	136	174	80	Ø9	6,2
Tecno 05 4	212	159	225	94	1"	136	174	80	Ø9	6,3

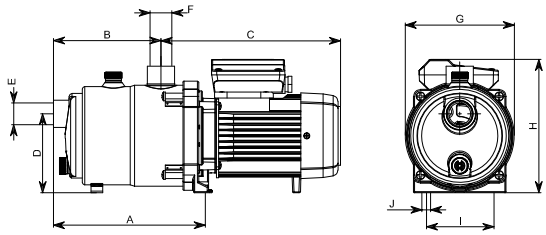

Tecno 15 Supply | Horizontal surface

Centrifugal multistage pump for water supply, self-priming up to 9m

Applications
Pumping of clean water for domestic, industrial, agricultural and gardening purposes.
Silent.
Self-priming up to 9m.

Materials
Pump body and impellers in AISI 304.
Pump shaft in AISI 431.
Diffusers in technopolymer.
Mechanical seal.
Motor casing in aluminium.
O-rings in NBR/EPDM.

Equipment
No cable.

Motor
Asynchronous 2 poles.
IPX5 protection.
Class F insulation.
Single phase motor with built-in thermal protection.
Continuous operation.

Range of use
Maximum water temperature 40 °C.

Stainless steel impellers | Self-priming up to 9 m | High performance | Easy to maintain | Quiet | Pressure up to 50 m | Flow rate up to 65 l/min

Features table

Model	I [A]			P1 [kW]		P2		c [µF]	l/min	10	20	30	35	40	50	60	65	Code	
	1~ 230V	3~ 230V	3~ 400V	1~	3~	[kW]	[HP]		m³/h	0,6	1,2	1,8	2,1	2,4	3,0	3,6	3,9	1~230V (Model M)	3~230V/400V (Model T)
Tecno 15 3	2,8	2,1	1,2	0,61	0,61	0,37	0,5	12	mwc	32	30	26	24	22	17	11	7	00097518	00097515
Tecno 15 4	3,6	2,3	1,3	0,8	0,79	0,45	0,6	12		43	39	35	32	27	22	14	9	00097520	00097519
Tecno 15 5	4,1	3,3	1,9	0,95	0,95	0,75	1	12		51	47	42	38	34	25	17	12	00097522	00097521

Performance curve at 2900 rpm

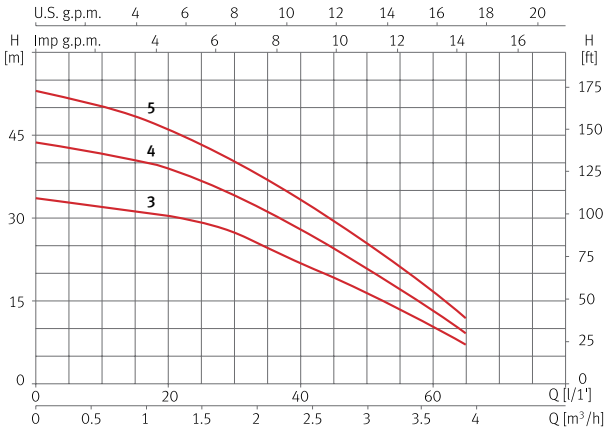

Dimension and weight

Model	A	B	C	D	E/F	G	H	I	J	Kg
Tecno 15 3	258	197	233	108	1"	148	196	88	Ø9	8,4
Tecno 15 4	281	221	233	108	1"	148	196	88	Ø9	8,8
Tecno 15 5	305	244	233	108	1"	148	196	88	Ø9	9,5

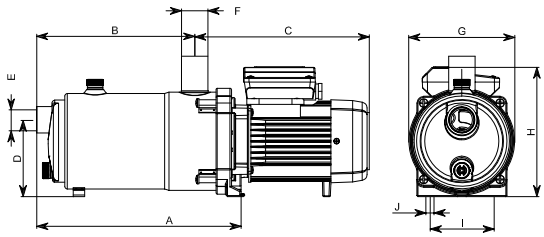

Tecno 25 **Supply** | Horizontal surface

Centrifugal multistage pump for water supply, self-priming up to 9m

Applications
Pumping of clean water for domestic, industrial, agricultural and gardening purposes.
Silent.
Self-priming up to 9m.

Materials
Pump body and impellers in AISI 304.
Pump shaft in AISI 431.
Diffusers in technopolymer.
Mechanical seal.
Motor casing in aluminium.
O-rings in NBR/EPDM.

Equipment
No cable.

Motor
Asynchronous 2 poles.
IPX5 protection.
Class F insulation.
Single phase motor with built-in thermal protection.
Continuous operation.

Range of use
Maximum water temperature 40 °C.

Impellers and body in stainless steel | Self-priming up to 9 m | Easy to maintain | Quiet | Pressure up to 55 m | Flow rate up to 120 l/min

Features table

Model	I [A]			P1 [kW]		P2		c [µF]	l/min	15	30	45	60	75	90	105	120	Code	
	1~ 230V	3~ 230V	3~ 400V	1~	3~	[kW]	[HP]		m³/h	0,9	1,8	2,7	3,6	4,5	5,4	6,3	7,2	1~230V (Model M)	3~230V/400V (Model T)
Tecno 25 3	5,5	-	-	1,2	-	0,75	1	16	mwc	33	32	31	28	26	22	17	12	00097526	-
Tecno 25 4	6,8	4,3	2,5	1,5	1,4	0,9	1,2	16		43	42	40	37	33	28	22	15	00097528	00097527
Tecno 25 5	7,4	5,2	3	1,7	1,7	1,1	1,5	30		56	55	53	48	43	37	29	20	00097530	00097529

Performance curve at 2900 rpm

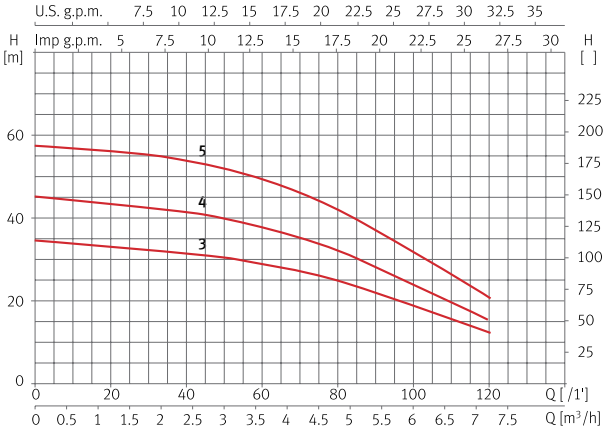

Dimension and weight

Model	A	B	C	D	E/F	G	H	I	J	Kg
Tecno 25 3	272	210	267	108	1"	149	196	88	Ø9	7,2
Tecno 25 4	298	237	267	108	1"	149	196	88	Ø9	9,5
Tecno 25 5	325	263	289	108	1"	149	196	88	Ø9	11

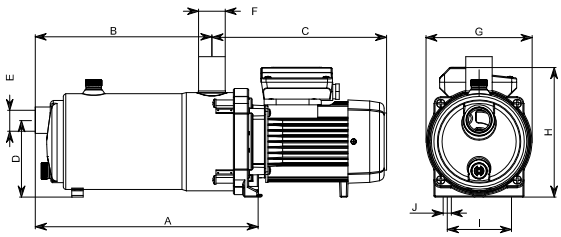

Multi 25 Supply | Vertical surface

Centrifugal multistage pump for water supply

Applications
Pumping of clean water for domestic, industrial, agricultural and gardening purposes.
Silent.

Materials
Pump body and impellers in AISI 304.
Pump shaft in AISI 420.
Diffusers in technopolymer.
Suction and discharge in cast iron with cataphoresis coating.
Mechanical seal.
Motor casing in aluminium.
O-rings in NBR/EPDM.

Equipment
No cable.
Oval counter flanges DIN 2558 and gaskets included.

Motor
Asynchronous 2 poles.
IPX5 protection.
Class F insulation.
Single phase motor with built-in thermal protection.
Continuous operation.

Range of use
Maximum water temperature 40 °C.

Stainless steel impellers | Easy to maintain | Quiet | Pressure up to 70 m | Flow rate up to 85 l/min

Features table

Model	I [A]			P1 [kW]		P2		c [µF]	l/min	8	17	25	33	42	58	75	85	Code	
	1~ 230V	3~ 230V	3~ 400V	1~	3~	[kW]	[HP]		m³/h	0,5	1,0	1,5	2,0	2,5	3,5	4,5	5,1	1~230V (Model M)	3~230V/400V (Model T)
Multi 25 4	5,5	3,6	2,1	1,2	1,1	0,75	1	16	mwc	53	51	48	46	42	33	22	13	00134927	00134930
Multi 25 5	6	4,3	2,5	1,3	1,3	0,9	1,2	16		66	64	61	57	52	41	27	16	00134928	00134931

Performance curve at 2900 rpm

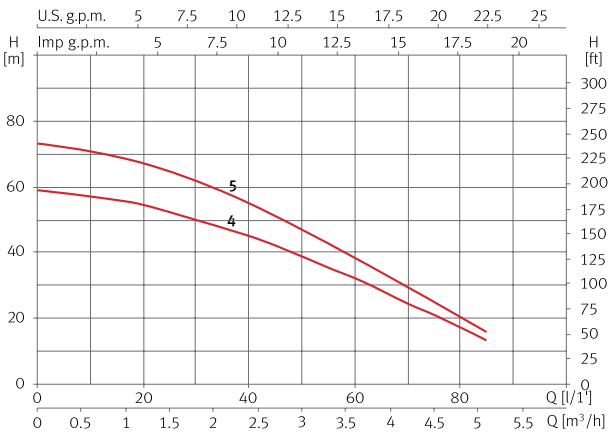

Dimension and weight

Model	A	B	C	D	E	F	G	H	I	J	K	Kg
Multi 25 4	420	205	170	42	203	191	1¹/₄"	1¹/₄"	125	125	240	16,5
Multi 25 5	442	226	170	42	203	191	1¹/₄"	1¹/₄"	125	125	240	17,6

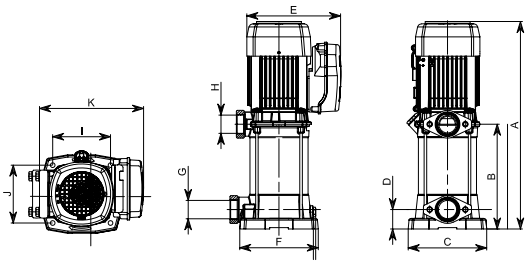

Multi 35 Supply | Vertical surface

Centrifugal multistage pump for water supply

Applications
Pumping of clean water for domestic, industrial, agricultural and gardening purposes.
Silent.

Materials
Pump body and impellers in AISI 304.
Pump shaft in AISI 420.
Diffusers in technopolymer.
Suction and discharge in cast iron with cataphoresis coating.
Mechanical seal.
Motor casing in aluminium.
O-rings in NBR/EPDM.

Equipment
No cable.
Oval counter flanges DIN 2558 and gaskets included.

Motor
Asynchronous 2 poles.
IPX5 protection.
Class F insulation.
Single phase motor with built-in therm protection.
Continuous operation.

Range of use
Maximum water temperature 40 °C.

Stainless steel impellers | Easy to maintain | Quiet | Pressure up to 135 m | Flow rate up to 175 l/min

Features table

Model	I [A]			P1 [kW]		P2		c [µF]	l/min	17	33	50	75	100	125	150	175	Code	
	1~ 230V	3~ 230V	3~ 400V	1~	3~	[kW]	[HP]		m³/h	1,0	2,0	3,0	4,5	6,0	7,5	9,0	10,5	1~230V (Model M)	3~230V/400V (Model T)
Multi 35 3	6,7	4,5	2,6	1,5	1,4	0,75	1	30	mwc	39	37	35	31	27	21	15	7	00129334	00129338
Multi 35 4	8,4	5,3	3,1	1,8	1,8	1,1	1,5	30		54	51	48	44	37	29	21	12	00129335	00129339
Multi 35 5	10,2	6,9	4	2,3	2,2	1,5	2	30		65	63	60	54	46	36	26	15	00129336	00129340
Multi 35 6	-	8,3	4,8	-	2,7	2,2	3	-		82	80	76	69	61	49	37	23	-	00129341
Multi 35 8	-	11,9	6,5	-	3,6	3	4	-		108	105	101	93	85	70	53	35	-	00129342
Multi 35 10	-	15,4	8,9	-	4,9	4	5,5	-		134	130	125	117	105	90	70	47	-	00129337

Performance curve at 2900 rpm

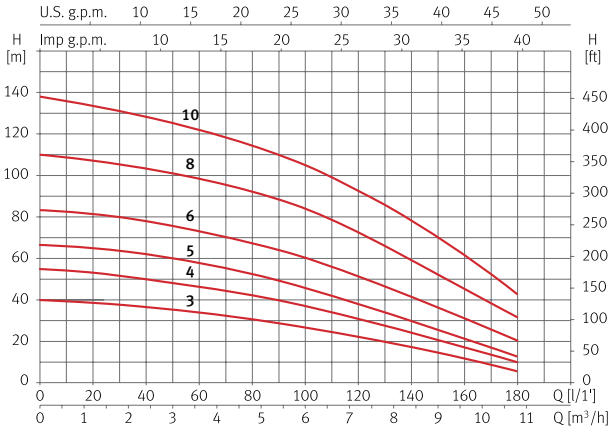

Dimension and weight

Model	A	B	C	D	E	F	G	H	I	J	K	Kg
Multi 35 3N	487	202	184	37	220	207	1 1/2"	1 1/4"	133	133	264	21,4
Multi 35 4N	512	226	184	37	220	207	1 1/2"	1 1/4"	133	133	264	23,2/21,5
Multi 35 5N	536	251	184	37	220	207	1 1/2"	1 1/4"	133	133	264	25,1/22,7
Multi 35 6N	561	275	184	37	220	207	1 1/2"	1 1/4"	133	133	264	25,7
Multi 35 8N	658	323	184	37	236	207	1 1/2"	1 1/4"	133	133	264	32,6
Multi 35 10N	708	373	184	37	236	207	1 1/2"	1 1/4"	133	133	264	39,4

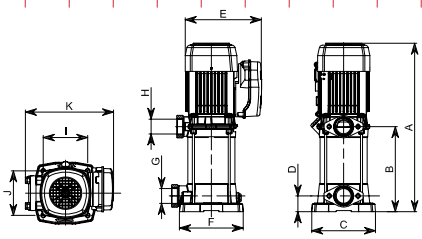

Multi 55 Supply | Vertical surface

Centrifugal multistage pump for water supply

Applications
Pumping of clean water for domestic, industrial, agricultural and gardening purposes.
Silent.

Materials
Pump body and impellers in AISI 304.
Pump shaft in AISI 420.
Diffusers in technopolymer.
Suction and discharge in cast iron with cataphoresis coating.
Mechanical seal.
Motor casing in aluminium.
O-rings in NBR/EPDM.

Equipment
No cable.
Oval counter flanges DIN 2558 and gaskets included.

Motor
Asynchronous 2 poles.
IPX5 protection.
Class F insulation.
Single phase motor with built-in thermal protection.
Continuous operation.

Range of use
Maximum water temperature 40 °C.

Stainless steel impellers | Easy to maintain | Quiet | Pressure up to 90 m | Flow rate up to 300 l/min

Features table

Model	I [A]			P1 [kW]		P2		c [µF]	l/min	20	50	75	100	150	200	250	300	Code	
	1~ 230V	3~ 230V	3~ 400V	1~	3~	[kW]	[HP]		m³/h	1,2	3,0	4,5	6,0	9,0	12	15	18	1~230V (Model M)	3~230V/400V (Model T)
Multi 55 3	9,6	6,6	3,8	2,1	2,1	1,5	2	30	mwc	37	35	33	31	28	24	18	10	00131483	00131484
Multi 55 4	-	8,3	4,8	-	2,8	2,2	3	-		50	47	45	43	39	33	26	16	-	00131485
Multi 55 6	-	12,1	7	-	4,2	3	4	-		77	73	70	66	60	52	43	29	-	00131486
Multi 55 7	-	15,6	9	-	4,9	4	5,5	-		90	86	82	78	70	60	50	35	-	00131487

Performance curve at 2900 rpm

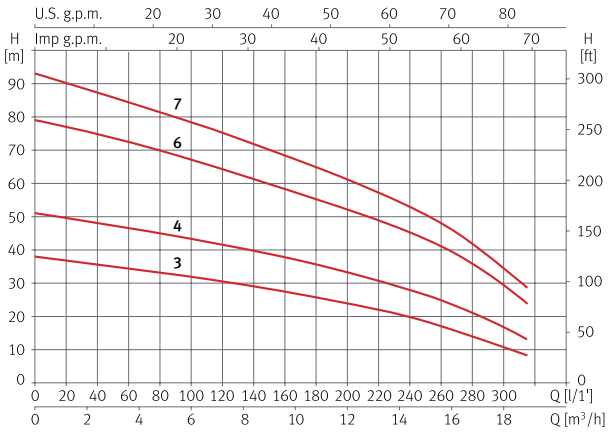

Dimension and weight

Model	A	B	C	D	E	F	G	H	I	J	K	Kg
Multi 55 3N	531	245	184	37	235,5	207	1 1/2"	1 1/4"	133	133	264	25,7/23,3
Multi 55 4N	571	285	184	37	235,5	207	1 1/2"	1 1/4"	133	133	264	26,6
Multi 55 6N	696	362	184	37	235,5	207	1 1/2"	1 1/4"	133	133	264	35,4
Multi 55 7N	736	402	184	37	235,5	207	1 1/2"	1 1/4"	133	133	264	39,7

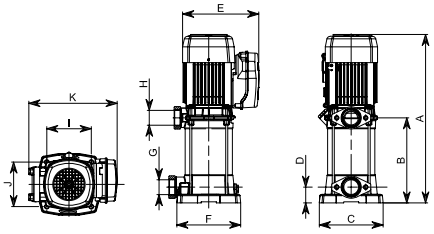

VE 94 Supply | Vertical surface

Centrifugal multistage pump in-line for water supply

Applications
Pumping of clean water for domestic, industrial, agricultural and gardening purposes.

Materials
Pump body and impellers in AISI 304.
Pump shaft in AISI 420.
Diffusers in technopolymer.
Suction, discharge and motor-wet end coupling in cast iron.
Mechanical seal.
Motor casing in aluminium.
O-rings in NBR/EPDM.

Equipment
No cable.
Counter flanges and gaskets included.
Motor-wet end coupling system V18-flange C (IEC standard).

Motor
Asynchronous 2 poles.
IPX4 protection.
Class F insulation.
Continuous operation.

Range of use
Maximum water temperature 40 °C.

Stainless steel impellers

Inline connection

Pressure up to 135 m

Flow rate up to 225 l/min

Features table

Model	I [A]			P1 [kW]	P2		l/min	0	50	100	125	150	175	200	225	Code	
	3~ 230V	3~ 400V	3~ 692V	3~	[kW]	[HP]	m³/h	0,0	3,0	6,0	7,5	9,0	10,5	12	13,5	3~230V/400V	3~400V/692V
VE 94 6	6,7	3,9	-	2,3	1,5	2	mwc	58	55	49	44	38	31	22	13	00097746	-
VE 94 8	8,9	5,2	-	3	2,2	3		77	73	63	56	49	40	30	18	00097759	-
VE 94 10	11,7	6,8	-	3,9	3	4		95	91	81	72	62	50	36	22	00097710	-
VE 94 11	12,4	7,2	-	4,4	3	4		108	102	91	82	70	56	42	26	00097717	-
VE 94 13	-	8,6	5	5	4	5,5		125	120	107	97	85	68	51	32	-	00097726
VE 94 14	-	9,4	5,4	5,5	5,5	7,5		135	129	118	109	95	77	57	35	-	00097729

Performance curve at 2900 rpm

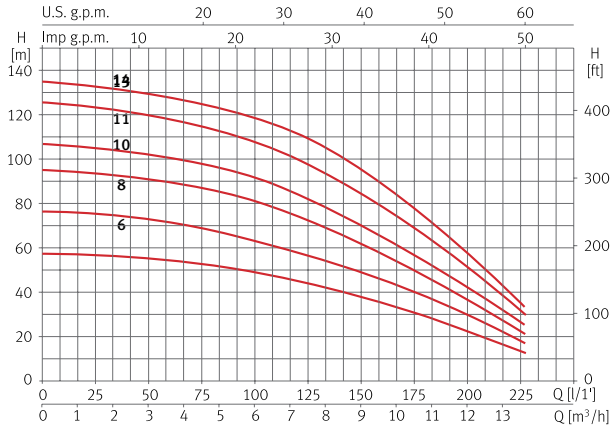

Dimension and weight

Model	A	B	C	D	E	F	G	Kg
VE 94 6	486	738	176	127	200	190	155	35
VE 94 8	563	838	176	127	200	190	155	47
VE 94 10	666	974	194	138	280	190	155	61
VE 94 11	703	1010	194	138	280	190	155	62
VE 94 13	780	1086	194	138	280	190	155	68
VE 94 14	816	1134	220	146	280	190	155	76

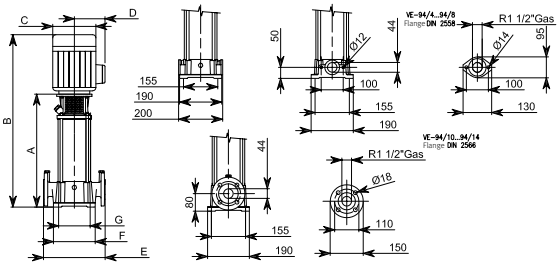

VE 121 Supply | Vertical surface

Centrifugal multistage pump in-line for water supply

Applications
Pumping of clean water for domestic, industrial, agricultural and gardening purposes.

Materials
Pump body and impellers in AISI 304.
Pump shaft in AISI 420.
Diffusers in technopolymer.
Suction, discharge and motor-wet end coupling in cast iron.
Mechanical seal.
Motor casing in aluminium.
O-rings in NBR/EPDM.

Equipment
No cable.
Counter flanges and gaskets included.
Motor-wet end coupling system V1-flange FF (IEC standard).

Motor
Asynchronous 2 poles.
IPX4 protection.
Class F insulation.
Continuous operation.

Range of use
Maximum water temperature 40 °C.

Stainless steel impellers

Inline connection

Pressure up to 160 m

Flow rate up to 450 l/min

Features table

Model	I [A]			P1 [kW]	P2		l/min	0	65	130	195	260	325	390	455	Code	
	3~ 230V	3~ 400V	3~ 692V	3~	[kW]	[HP]	m³/h	0,0	3,9	7,8	11,7	15,6	19,5	23,4	27,3	3~230V/400V	3~400V/692V
VE 121 2	-	6	-	3	3	4	mwc	33	33	32	31	28	25	20	14	00203425	-
VE 121 3	-	7	4	4,2	4	5,5		50	49	48	46	42	37	31	21	00203426	00203427
VE 121 4	-	10,1	5,8	5,5	5,5	7,5		66	66	64	61	57	50	41	29	00203428	00203429
VE 121 5	-	11,8	7,7	6,8	5,5	7,5		83	82	80	77	71	62	51	36	00203430	00203431
VE 121 6	-	14,6	8,5	7,8	7,5	10		100	99	96	92	85	75	61	43	-	00203433
VE 121 7	-	16,5	9,5	9,2	9,2	12,5		116	115	112	107	99	87	71	50	-	00203434
VE 121 8	-	19,5	11,3	10,6	11	15		133	132	128	123	113	100	81	57	-	00203435
VE 121 9	-	21	12,2	13,8	15	20		150	148	145	138	127	112	92	64	-	00203436
VE 121 10	-	23	13,3	15	15	20		166	165	161	153	141	125	102	71	-	00203437

Performance curve at 2900 rpm

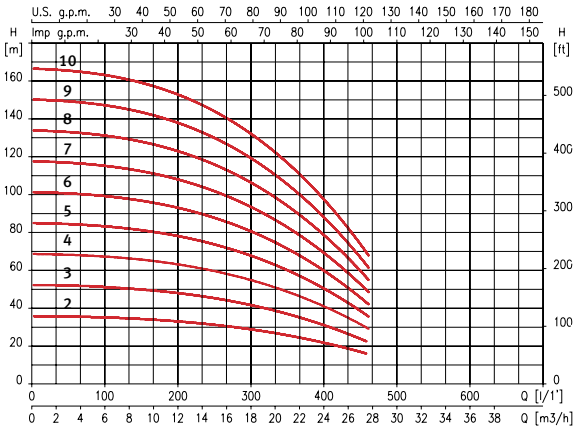

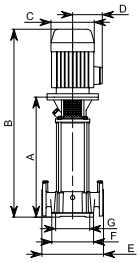

Dimension and weight

Model	A	B	C	D	E	F	G	Kg
VE 121 2N	470	776	195	140	300	210	130	73
VE 121 3N	522	847	195	140	300	210	130	80
VE 121 4N	574	943	220	182	300	210	130	97
VE 121 5N	626	995	220	182	300	210	130	98
VE 121 6N	678	1085	220	182	300	210	130	107
VE 121 7N	730	1137	220	182	300	210	130	115
VE 121 8N	782	1189	220	182	300	210	130	121
VE 121 9N	834	1241	220	182	300	210	130	187
VE 121 10N	886	1293	220	182	300	210	130	226

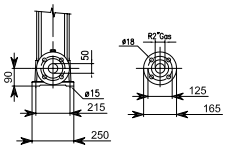

Multi VS 05 **Supply** | Vertical surface

Centrifugal multistage pump in-line for water supply, 100% stainless steel

Applications
Pumping of clean water for domestic, industrial, agricultural and gardening purposes.

Materials
Pump body, suction, discharge, diffusers and impellers in AISI 304.
Pump shaft in AISI 420.
Mechanical seal.
Motor casing in aluminium.
O-rings in FPM.

Equipment
No cable.
Counter flanges not included.
Motor-wet end coupling system V18-flange C (IEC standard).

Motor
Asynchronous 2 poles.
IPX4 protection.
Class F insulation.
Continuous operation.

Range of use
Maximum water temperature 120 °C.

100% stainless steel | Inline connection | Temperature up to 120º | Pressure up to 130 m | Flow rate up to 140 l/min

Features table

Model	Motor				Multi VS hydraulic data											Code
	I [A]		P2		l/min	0	42	50	67	83	100	117	133	142		
	3~ 230V	3~ 400V	[kW]	[HP]	m³/h	0	2,5	3	4	5	6	7	8	8,5		3~230V/400V
Multi VS 05 06	4,1	2,4	1,1	1,5	mwc	44	42	41	40	37	33	27	21	18		00200128
Multi VS 05 09	5,5	3,2	1,5	2		67	64	63	60	55	49	41	31	27		00200129
Multi VS 05 10	5,5	3,2	1,5	2		74	71	70	66	62	55	46	35	30		00200130
Multi VS 05 11	5,5	3,2	1,5	2		82	78	77	73	68	61	51	39	33		00200131
Multi VS 05 12	7,9	4,6	2,2	3		89	85	84	81	74	66	55	43	37		00200132
Multi VS 05 14	7,9	4,6	2,2	3		104	100	98	93	87	77	65	51	43		00200133
Multi VS 05 18	10	6,2	3	4		134	128	126	120	111	99	84	66	56		00200134

Performance curve at 2900 rpm

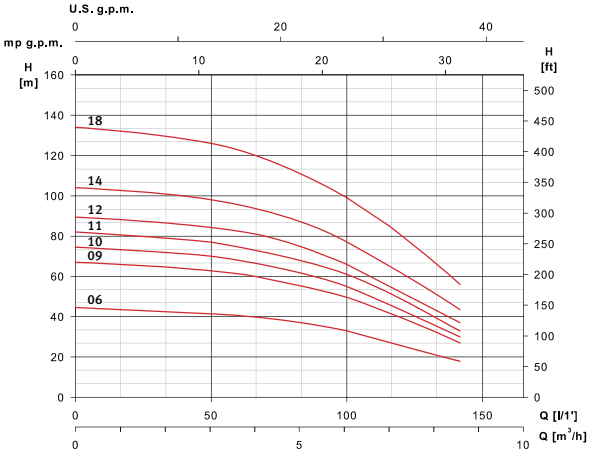

Dimension and weight

Model	Motor		Bomba Multi VS		
	E1	E2	F1	F2	Kg
Multi VS 05 06	155	130	639	394	27
Multi VS 05 09	175	136	765	485	33
Multi VS 05 10	175	136	792	512	34
Multi VS 05 11	175	136	819	539	34
Multi VS 05 12	185	145	876	566	37
Multi VS 05 14	185	145	930	620	38
Multi VS 05 18	215	170	1058	738	50

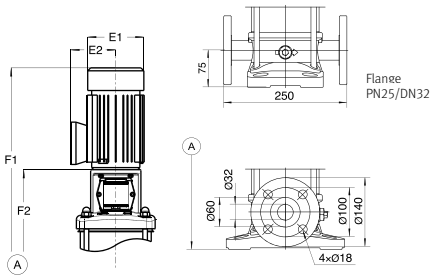

Multi VS 10 **Supply** | Vertical surface

Centrifugal multistage pump in-line for water supply, 100% stainless steel

Applications
Pumping of clean water for domestic, industrial, agricultural and gardening purposes.

Materials
Pump body, suction, discharge, diffusers and impellers in AISI 304.
Pump shaft in AISI 420.
Mechanical seal.
Motor casing in aluminium.
O-rings in FPM.

Equipment
No cable.
Counter flanges not included.
Motor-wet end coupling system V18-flange C (IEC standard).

Motor
Asynchronous 2 poles.
IPX4 protection.
Class F insulation.
Continuous operation.

Range of use
Maximum water temperature 120 °C.

100% stainless steel | Inline connection | Temperature up to 120º | Pressure up to 140 m | Flow rate up to 230 l/min

Features table

Model	Motor					Multi VS hydraulic data								Code	
	I [A]			P2		l/min	0	83	100	133	167	200	233		
	3~ 230V	3~ 400V	3~ 692V	[kW]	[HP]	m³/h	0	5	6	8	10	12	14	3~230V/400V	3~400V/692V
Multi VS 10 04	5,5	3,2	-	1,5	2	mwc	44	42	41	38	34	29	22	00200136	-
Multi VS 10 06	7,9	4,6	-	2,2	3		67	63	62	58	52	44	34	00200137	-
Multi VS 10 07	10	6,2	-	3	4		78	74	73	69	62	52	40	00200138	-
Multi VS 10 08	10	6,2	-	3	4		90	85	84	79	71	60	46	00200139	-
Multi VS 10 09	-	8,2	4,7	4	5,5		101	96	94	89	80	67	52	-	00200140
Multi VS 10 11	-	8,2	4,7	4	5,5		124	118	115	108	98	84	64	-	00200141
Multi VS 10 13	-	11,2	6,5	5,5	7,5		147	140	138	130	116	99	76	-	00200142

Performance curve at 2900 rpm

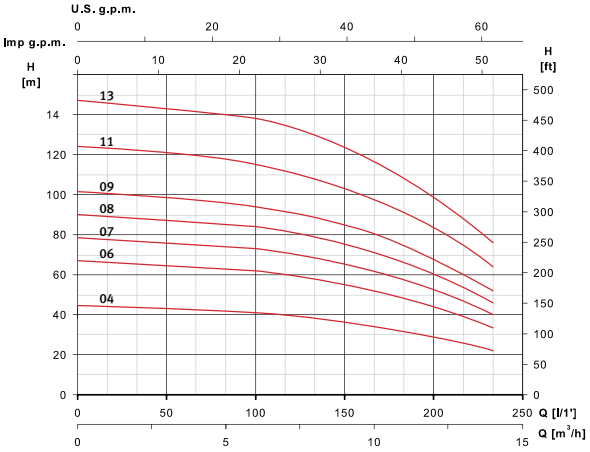

Dimension and weight

Model	Motor		Bomba Multi VS		
	E1	E2	F1	F2	Kg
Multi VS 10 04	175	136	697	417	39
Multi VS 10 06	185	145	787	477	44
Multi VS 10 07	215	170	837	517	55
Multi VS 10 08	215	170	867	547	56
Multi VS 10 09	240	180	917	577	63
Multi VS 10 11	240	180	977	637	65
Multi VS 10 13	257	168	1165	775	86

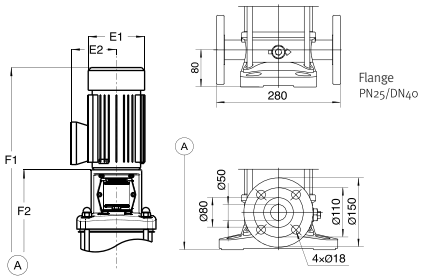

Multi VS 15 **Supply** | Vertical surface

Centrifugal multistage pump in-line for water supply, 100% stainless steel

Applications
Pumping of clean water for domestic, industrial, agricultural and gardening purposes.

Materials
Pump body, suction, discharge, diffusers and impellers in AISI 304.
Pump shaft in AISI 420.
Mechanical seal.
Motor casing in aluminium.
O-rings in FPM.

Equipment
No cable.
Counter flanges not included.
Motor-wet end coupling system V18-flange C (IEC standard). For 11kW motor V1-flange FF (IEC standard).

Motor
Asynchronous 2 poles.
IPX4 protection.
Class F insulation.
Continuous operation.

Range of use
Maximum water temperature 120 ºC.

100% stainless steel | Inline connection | Temperature up to 120º | Pressure up to 160 m | Flow rate up to 400 l/min

Features table

Model	Motor					Multi VS hydraulic data										Code	
	I [A]			P2		l/min	0	200	233	250	267	300	333	367	400		
	3~ 230V	3~ 400V	3~ 692V	[kW]	[HP]	m³/h	0	12	14	15	16	18	20	22	24	3~230V/400V	3~400V/692V
Multi VS 15 03	10	6,2	-	3	4	mwc	40	36	35	34	34	32	29	25	21	00200145	-
Multi VS 15 05	-	8,2	4,7	4	5,5		65	61	59	58	57	53	48	42	36	-	00200146
Multi VS 15 06	-	11,2	6,5	5,5	7,5		82	73	71	69	67	63	58	52	43	-	00200147
Multi VS 15 07	-	11,2	6,5	5,5	7,5		96	86	83	81	79	74	68	61	51	-	00200148
Multi VS 15 09	-	15,4	8,9	7,5	10		124	111	108	106	103	96	88	78	67	-	00200149
Multi VS 15 12	-	21,6	12,5	11	15		166	149	145	142	138	129	117	104	90	-	00200150

Performance curve at 2900 rpm

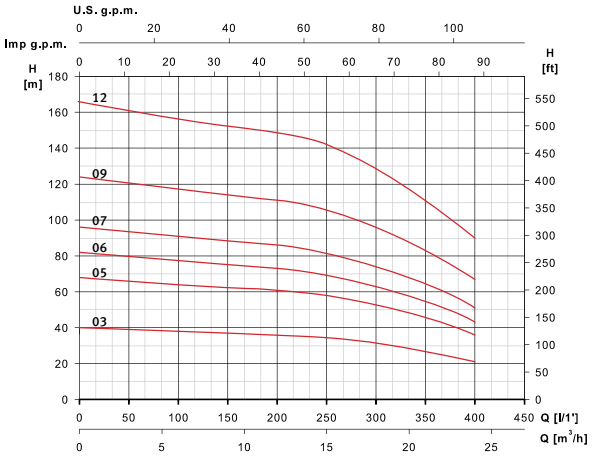

Dimension and weight

Model	Motor			Bomba Multi VS		
	E1	E2	P	F1	F2	Kg
Multi VS 15 03	215	170	-	772	452	52
Multi VS 15 05	240	180	-	882	542	61
Multi VS 15 06	257	168	-	1055	665	83
Multi VS 15 07	257	168	-	1100	710	84
Multi VS 15 09	257	168	-	1190	800	92
Multi VS 15 12	314	261	300	1465	965	153

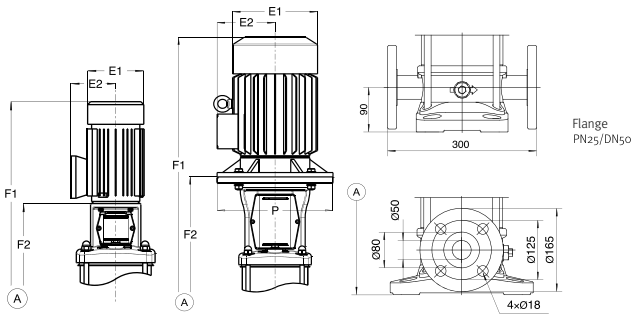

Multi VS 20 **Supply** | Vertical surface

Centrifugal multistage pump in-line for water supply, 100% stainless steel

Applications
Pumping of clean water for domestic, industrial, agricultural and gardening purposes.

Materials
Pump body, suction, discharge, diffusers and impellers in AISI 304.
Pump shaft in AISI 420.
Mechanical seal.
Motor casing in aluminium.
O-rings in FPM.

Equipment
No cable.
Counter flanges not included.
Motor-wet end coupling system V18-flange C (IEC standard). For 11kW and 15kW motor V1-flange FF (IEC standard).

Motor
Asynchronous 2 poles.
IPX4 protection.
Class F insulation.
Continuous operation.

Range of use
Maximum water temperature 120 °C.

100% stainless steel | Inline connection | Temperature up to 120º | Pressure up to 170 m | Flow rate up to 480 l/min

Features table

Model	Motor				Multi VS hydraulic data										Code
	I [A]		P2		l/min	0	267	300	333	367	400	433	467	483	
	3~ 400V	3~ 692V	[kW]	[HP]	m³/h	0	16	18	20	22	24	26	28	29	3~400V/692V (Model T)
Multi VS 20 03	8,2	4,7	4	5,5	mwc	41	37	36	35	33	31	28	25	23	00200152
Multi VS 20 05	11,2	6,5	5,5	7,5		69	62	60	58	55	51	47	42	40	00200153
Multi VS 20 06	15,4	8,9	7,5	10		84	75	73	70	66	62	58	52	48	00200154
Multi VS 20 08	21,6	12,5	11	15		113	101	98	95	90	84	77	70	66	00200155
Multi VS 20 12	28,7	16,4	15	20		171	153	149	143	137	127	117	106	100	00200156

Performance curve at 2900 rpm

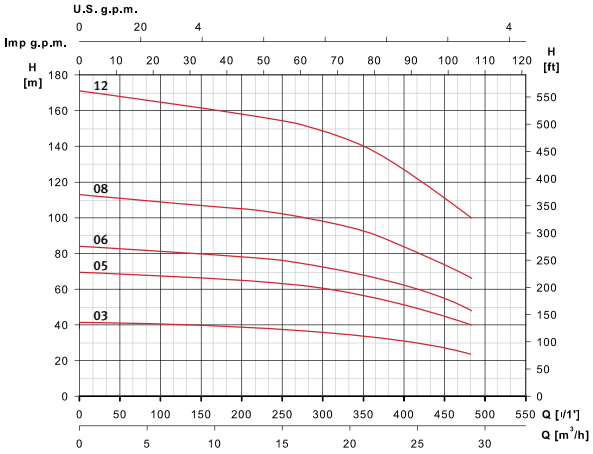

Dimension and weight

Model	Motor			Bomba Multi VS		
	E1	E2	P	F1	F2	Kg
Multi VS 20 03	240	180	-	792	452	59
Multi VS 20 05	257	168	-	1010	620	83
Multi VS 20 06	257	168	-	1055	665	92
Multi VS 20 08	314	264	300	1285	785	160
Multi VS 20 12	314	261	350	1465	965	181

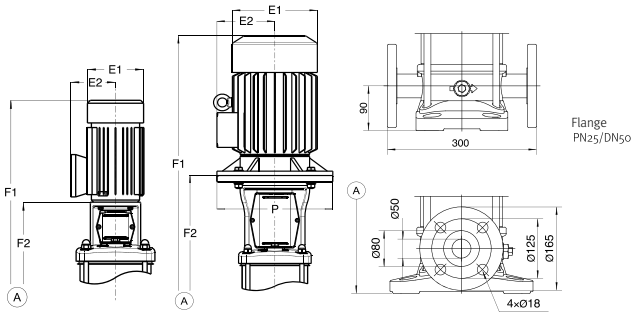

ESPA
www.espa.com

Supply
Automatic pressurization

Automatic start and stop device

Applications
Assembled on a pump, automatic start and stop based on water demand.
Adjustable starting pressure Range of use from 1,5 to 2,5 bar.

Materials
Plastic components in technopolymer.
Internal membrane in EPDM.

Equipment
Built-in check valve.
Unions included.
Model NP with cables without plug.
Dry-run protection.
Automatic reset function.

Dry running protection

Automatic reset

Start & stop according to water demand

Features table

Model	I [A] max.	Hz	Protection	Maximum pressure	Starting pressure	Differential pressure	Stopping pressure	Max. temp. [°C]	Ø Connection	Code 1~230V (Model NP)
Pressdrive	12	50/60	IP X5	10 bar	1,5 - 2,5 bar	≥ 0,7 bar	Max. given by the pump	40	1"	00205333

Dimension and weight

Model	A	B	Kg
Pressdrive	281	134	1,5

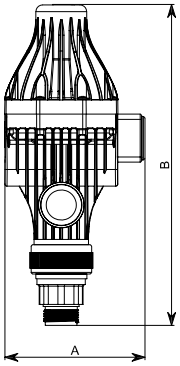

Pressdrive 05 Supply | Automation devices

Automatic start and stop device

Applications
Assembled on a pump, automatic start and stop based on water demand.
Adjustable starting pressure Range of use from 1,5 to 2,5 bar.

Materials
Plastic components in technopolymer.
Internal membrane in EPDM.

Equipment
Built-in check valve.
Unions included.
Model NP with cables without plug.
Dry-run protection.
Automatic reset function.

Dry running protection

Automatic reset

Start & stop according to water demand

Features table

Model	I [A] max.	Hz	Protection	Maximum pressure	Starting pressure	Differential pressure	Stopping pressure	Max. temp. [°C]	Ø Connection	Code 1~230V (Model NP)
Pressdrive 05	12	50/60	IP X5	10 bar	1,5 - 2,5 bar	≥ 1 bar	Max. given by the pump	40	1"	00205331

Dimension and weight

Model	A	B	C	D	E	Kg
Pressdrive 05	213	108	195	1"	155	1,5

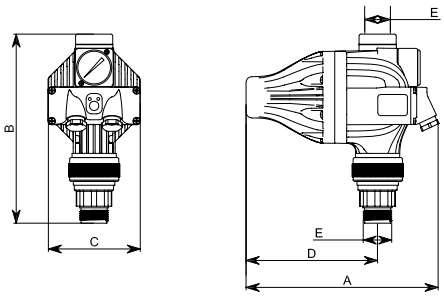

Speedrive V2 **Supply** | Automation devices

Variable frequency drive

Applications
Assembled on a pump, booster set or installed on the wall, adjust the speed automatically to maintain the constant pressure and flow that apartment, building or installation demands at every moment.

Materials
Body in aluminium.
Front cover in technopolymer.

Equipment and features
IPX5 protection.
Maximum ambient temperature 40 °C.
Air cooled motor.
Maximum 8 pumps.
USB port for updating the device's firmware.
Adjustable working frequency.
Inputs:
- 1 analogue 4-20mA with 24V DC power supply.
- 1 digital for the level switch.

Outputs:
- 1 alarm signal.
- Potential-free output (FVC), maximum 1A, NA/NC contacts.

Communication serial port RS 485.
M22 with 2m of cable with plug type F.
T22 and T55 no cable.

Protections
Dry-run protection with automatic reset.
Detection of pressure transducer failure.
Overcurrent and short-circuit with automatic reset.
Power supply voltage with automatic reset.
Internal overtemperature with automatic reset.
Earthing and motor phase error.
Communication error.

ESPA Efficient Engineering

Pressure transducer*

Device for digital pressure reading

Features table

Model	Input				Output				Code
	Power source voltage [V]	Power frequency [Hz]	Maximum motor current [A]	Recommended line protection [A]	Maximum motor power [kW]	Maximum motor current [A]	Motor voltage [V]	Motor frequency [Hz]	
Speedrive V2 M22	1~ 220V	50/60	16	25	2,2	10	3~ 220V	50/60	00203323
Speedrive V2 T22	3~ 440V	50/60	7	10	2,2	6	3~ 440V	50/60	00205490
Speedrive V2 T55	3~ 440V	50/60	15	20	5,5	14	3~ 440V	50/60	00203321

Accessories	Code
Pressure transducer 4- 20 mA 1/4 G 10 bar	00176579
Wall installation kit	00209380
PCBA Modbus circuit	00214754

Dimension and weight

Model	A	B	C	D	Kg
Speedrive V2 M22	207	207	178	71	3,4
Speedrive V2 T22	207	207	142	85	2,7
Speedrive V2 T55	207	207	142	85	2,7

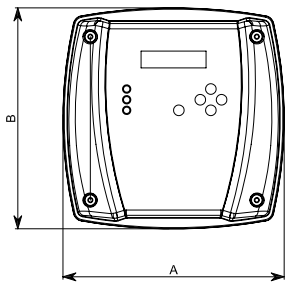

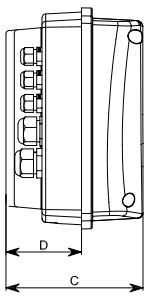

*Pressure transducer is required for operation.

Tecnopres **Supply | Booster**

Automatic centrifugal multistage pump for water supply

Applications
Automatic pumping of clean water for domestic, industrial, agricultural and gardening purposes.
Silent.
Self-priming up to 2m.
Starting pressure 2 bar.

Materials
Pump body and impellers in AISI 304.
Pump shaft in AISI 431.
Diffusers in technopolymer.
Mechanical seal.
Motor casing in aluminium.
O-rings in NBR/EPDM.

Equipment
Built-in check valve.
2m of cable with plug type F.
Model KP with Kit Press included.
Dry-run protection.
Automatic reset function.

Motor
Asynchronous 2 poles.
IPX5 protection.
Class F insulation.
Built-in thermal protection.
Continuous operation.

Range of use
Maximum water temperature 40 °C.

Operation
Automatic start and stop based on water demand.

Features table

Model	I [A]	P1 [kW]	P2		c [µF]	l/min	15	30	45	60	75	90	105	120	Code
	1~ 230V	1~	[kW]	[HP]		m³/h	0,9	1,8	2,7	3,6	4,5	5,4	6,3	7,2	1~230V (Model M)
Tecnopres 15 4	3,5	0,79	0,55	0,75	12	mwc	40	35	24	14	-	-	-	-	00097535
Tecnopres 15 5	4,1	0,95	0,75	1	12		48	42	29	17	-	-	-	-	00097537
Tecnopres 25 4	6,8	1,5	0,9	1,2	16		43	42	40	37	33	28	22	15	00097539
Tecnopres 25 5	7,4	1,7	1,1	1,5	30		56	55	53	48	43	37	29	20	00097541

Performance curve at 2900 rpm

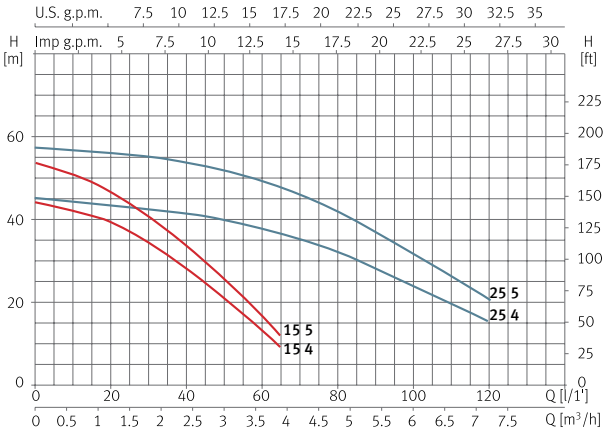

Dimension and weight

Model	A	B	C	D	E	F	G	H	DN	Kg
Tecnopres 15 4	88	149	196	108	281	188	221	233	1"	10,3
Tecnopres 15 5	88	149	196	108	305	188	244	233	1"	11,2
Tecnopres 25 4	88	149	196	108	298	188	237	267	1"	11,3
Tecnopres 25 5	88	149	196	108	325	188	263	289	1"	12,2

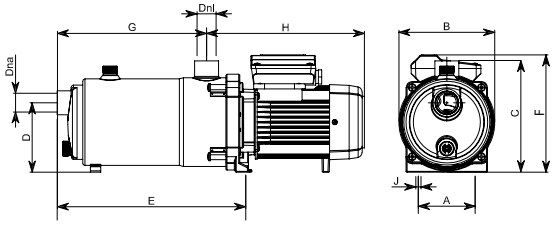

Acuapres S **Supply | Booster**

Automatic submersible monoblock centrifugal multistage pump for water supply

Applications
Automatic pumping of clean water for domestic, industrial, agricultural and gardening purposes.
Suitable for open wells, ponds and tanks.
Starting pressure 2 bar.

Materials
Pump body, suction, discharge, filter and impellers in AISI 304.
Pump shaft in AISI 431.
Diffusers in technopolymer.
Double mechanical seal.
O-rings in NBR/EPDM.

Equipment
Built-in check valve.
15m of cable without plug.
Internal capacitor.
Kit Press included.
Dry-run protection.
Automatic reset function.

Motor
Asynchronous 2 poles.
IPX8 protection.
Class F insulation.
Continuous operation.
Water cooled motor.
Built-in thermal protection.

Range of use
Maximum water temperature 40 °C.
Maximum submersion 12m.

Operation
Automatic start and stop based on water demand.

Complete set | Plug&Play | Submersible | Start & stop according to water demand

Features table

Model	I [A]	P1 [kW]	P2		c [µF]	l/min	10	20	30	40	50	60	65	Code
	1~ 230V	1~	[kW]	[HP]		m³/h	0,6	1,2	1,8	2,4	3,0	3,6	3,9	1~230V (Model M)
Acuapres 07S 4	4	0,8	0,55	0,75	12	mwc	41	37	32	26	19	10	6	00209179
Acuapres 07S 6	6,2	1,2	0,9	1,2	12		60	55	47	37	26	15	9	00210154

Performance curve at 2900 rpm

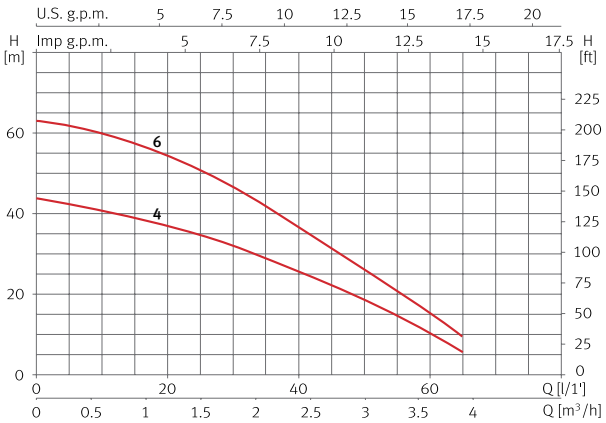

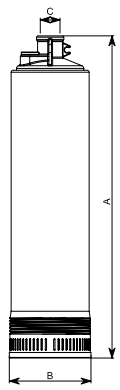

Dimension and weight

Model	A	B	C	Kg
Acuapres 07S 4	502	125	1"	10,6
Acuapres 07S 6	569	125	1"	12,4

Tecnoplus 15 Supply | Booster

Automatic centrifugal multistage pump with variable speed for water supply

Applications
Automatic pumping of clean water for domestic, industrial, agricultural and gardening purposes.
Silent.
Self-priming up to 2m.
Adjustable working pressure Range of use from 1,5 to 3,5 bar.

Materials
Pump body and impellers in AISI 304.
Pump shaft in AISI 431.
Diffusers in technopolymer.
Mechanical seal.
Motor casing in aluminium.
O-rings in NBR/EPDM.

Equipment
Built-in check valve.
Built-in pressure sensor.
2m of cable with plug type F.
Kit Press and pressure gauge included.
Dry-run protection.
Automatic reset function.

Motor
Asynchronous 2 poles.
IPX5 protection.
Class F insulation.
Built-in thermal protection.
Continuous operation.

Range of use
Maximum water temperature 40 °C.

Operation
Variable speed to maintain the constant pressure and flow that apartment, building or installation demand at every moment.

ESPA Efficient Engineering

Complete set | Plug&Play | Ultra-quiet | Constant pressure | Maximum hydraulic comfort | Up to 5 taps simultaneously

Features table

Model	I [A]	P1 [kW]	P2		c [µF]	l/min	5	10	30	45	50	Code
	1~ 230V	1~	[kW]	[HP]		m³/h	0,3	0,6	1,8	2,7	3	1~230V (Model M)
Tecnoplus 15 4	3,6	0,75	0,55	0,75	12	mwc	36	36	30	21	16,5	00131059

Performance curve

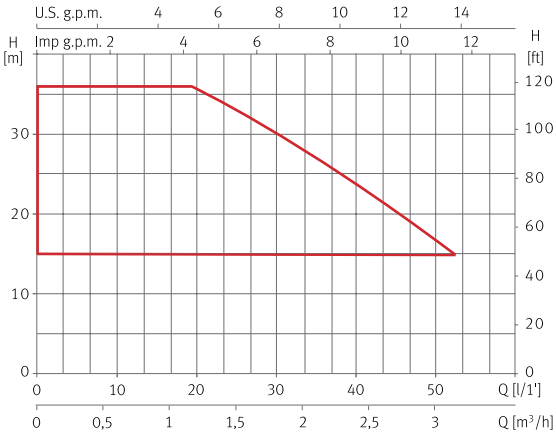

Dimension and weight

Model	A	B	C	D	E	F	G	H	J	K	L	M	Kg
Tecnoplus 15 4	439	108	261	200	216	241	254	88	Ø243	196	1"	1"	10,5

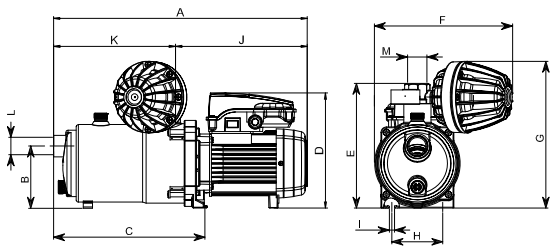

Tecnoplus 25 Supply | Booster

Automatic centrifugal multistage pump with variable speed for water supply

Applications
Automatic pumping of clean water for domestic, industrial, agricultural and gardening purposes.
Silent.
Self-priming up to 2m.
Adjustable working pressure Range of use from 1,5 to 4 bar.

Materials
Pump body and impellers in AISI 304.
Pump shaft in AISI 431.
Diffusers in technopolymer.
Mechanical seal.
Motor casing in aluminium.
O-rings in NBR/EPDM.

Equipment
Built-in check valve.
Built-in pressure sensor.
2m of cable with plug type F.
Kit Press and pressure gauge included.
Dry-run protection.
Automatic reset function.

Motor
Asynchronous 2 poles.
IPX5 protection.
Class F insulation.
Built-in thermal protection.
Continuous operation.

Range of use
Maximum water temperature 40 °C.

Operation
Variable speed to maintain the constant pressure and flow that apartment, building or installation demands at every moment.

Complete set | Plug&Play | Ultra-quiet | Constant pressure | Maximum hydraulic comfort | Up to 12 taps simultaneously

Features table

Model	I [A]	P1 [kW]	P2		l/min	45	60	75	90	110	Code
	1~ 230V	1~	[kW]	[HP]	m³/h	2,7	3,6	4,5	5,4	6,6	1~230V (Model M)
Tecnoplus 25 4	8,8	1,4	0,9	1,2	mwc	40	37	33	25	19	00167577

Performance curve

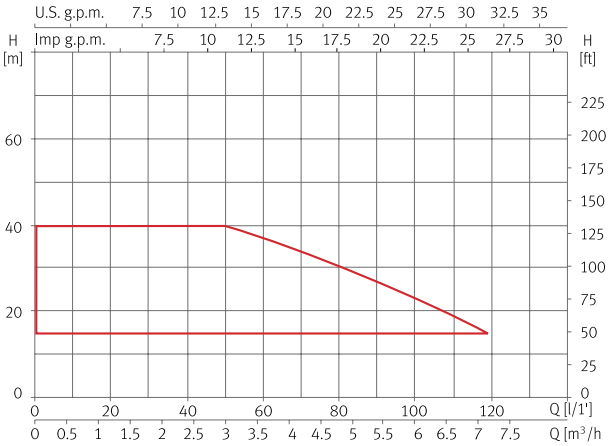

Dimension and weight

Model	A	B	C	D	E	F	G	H	I	J	K	L	Kg
Tecnoplus 25 4	468	107	244	221	216	149	254	88	190	Ø9	278	1"	15,5

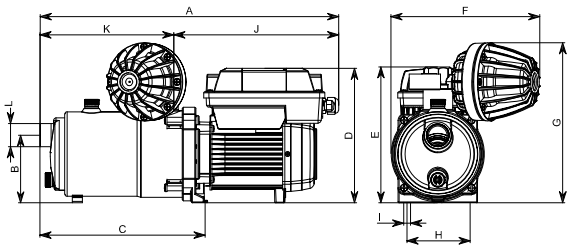

Sub-tank FS **Supply | Booster**

Automatic set with fixed speed for water supply

Applications
To restore system pressure when the mains supply is insufficient, a pump may be used. However to comply with Water Authority Byelaws, a break tank must be incorporated, as the pump may not be connected directly to the mains water supply.
The ESPA Sub-tank system has been designed to solve this problem. A fully automatic unit, the Sub-Tank has a submersible stainless steel pump incorporated into the break tank giving space saving advantages in small plant rooms. Control is provided by a constant pressure device, with a built in pressure gauge. Electronics prevent starting without water. Installation is straightforward, with only three connection required.

Tank dimensions
200L 60 cm x 85 cm height.
300L 65 cm x 93 cm x 96 cm height.
Outlet connection 1” BSPF.

Materials and equipment
PE Polyethylene break tanks, 100% recyclable and silicone free construction.
Fitted with a 3/4” ball valve.
Pressure starts and stops pump automatically which supplies water at constant pressure. Prevents starting in the absence of water and avoids water hammer. Does not require any maintenance or pre-charge.

Range of use
Start pressure 1.5 -3 Bar (adjustable).
Working pressure range 2 - 8 Bar.
Maximum temperature 40 °C.
IPX5 controller.
Noise levels are 65dB when filling set of water and 60 dB when pump set is running at 1 metre.
PS = Pressure switch version.

Hydraulic performance table

Model	I [A]	P1 [kW]	P2		Tank capacity in liters	Dry Weight [Kg]	Code
	1~ 230V	1~	[kW]	[HP]			1~230V (Model M)
Sub-tank 07 3M 200L PS05	2.9	0.6	0.37	0.5	200	44	00830027
Sub-tank 07 3M 300L	2.9	0.6	0.37	0.5	300	44	00830028
Sub-tank 07 4M 300L	4	0.8	0.55	0.75	300	45	00830030
Sub-tank 07 5M 300L	4.7	1	0.75	1	300	46	00830031
Sub-tank 07 6M 300L	6.2	1.2	0.9	1.2	300	47	00830032
Sub-tank 07 7M 300L	6.5	1.4	1.1	1.5	300	48	00830033
Sub-tank 17 5M 300L	7.4	1.6	0.9	1.2	300	49	00830034
Sub-tank 17 7M 300L PS	10.7	2.2	1.5	2	300	50	00830035
Sub-tank 27 4M 300L	7	1.5	0.9	1.2	300	52	00830036
Sub-tank 27 6M 300L PS	10.8	2.2	1.5	2	300	53	00830037

Performance curve at 2900 rpm

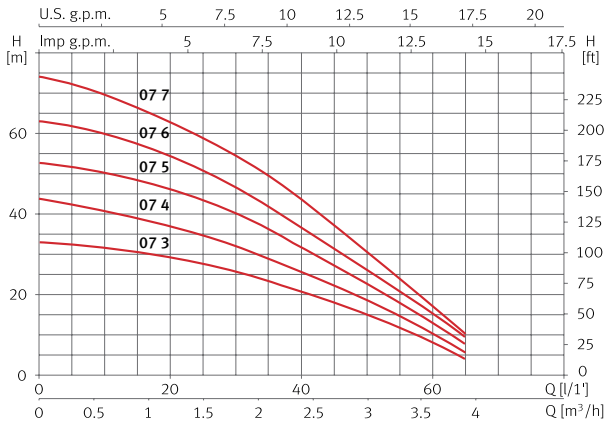

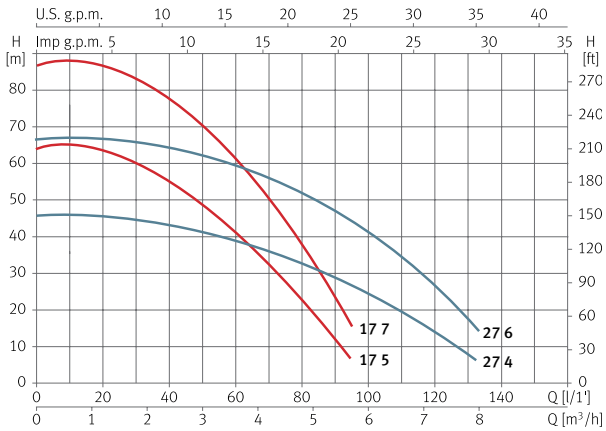

Sub-tank VS **Supply | Booster**

Automatic set with variable speed for water supply

Applications
To restore system pressure when the mains supply is insufficient, a pump may be used. However to comply with Water Authority Byelaws, a break tank must be incorporated, as the pump may not be connected directly to the mains water supply.

The ESPA Sub-tank system has been designed to solve this problem. A fully automatic unit, the Sub-Tank has a submersible stainless steel pump giving space saving advantages in small plant rooms. An in-line inverter with built in pressure transducer provides energy efficient variable speed control. Electronic dry run protection prevents the pump starting without water. The digital displays online pump operation, standby, fault status and features anti-blocking, soft start and built in communications. The modular design offers multiple tank and pump combinations and can be expanded with additional units. Installation is straightforward, with only three connections required.

Range of use
The pressure vessel requires a pre-charge with air 0.3-0.5 bar below the working pressure.
Adjustable working pressure 2-7 Bar.
Maximum temperature 0-35 ºC.
IP68 pump.
IP65 controller.
1~230V.

Materials and equipment
PE Polyethylene break tanks, 100% recyclable silicone free construction. Fitted with 3/4" ball valve. Inverter starts and stops pump automatically and supplies water at a constant pressure. Prevents starting in the absence of water and avoids water hammer. Inverter displays current absorption, set pressure, system pressure, cut in pressure and pump alarm.

Tank dimensions
300L 65 cm x 93 cm x 96 cm height.
500L 69 cm x 99 cm x 131 cm height.
800L 69 cm x 129 cm x 170 cm height.
Outlet connection 1" BSPF.

Hydraulic performance table

Model	P2		Tank capacity options in liters
	[kW]	[HP]	
Sub-tank 3-08 I	0.6	0.8	300/500/800
Sub-tank 3-10 I	0.75	1	300/500/800
Sub-tank 3-12 I	0.9	1.2	300/500/800
Sub-tank 3-15 I	1.1	1.5	300/500/800
Sub-tank 5-08 I	0.6	0.8	300/500/800
Sub-tank 5-12 I	0.9	1.2	300/500/800
Sub-tank 5-15 I	1.1	1.5	300/500/800

Performance curve at 2900 rpm

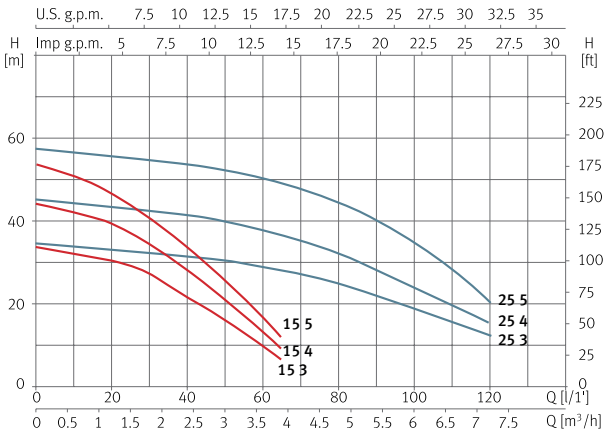

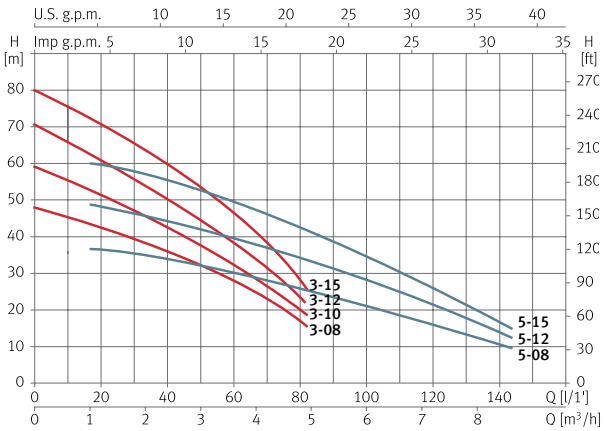

CKE 1 Supply | Booster

Automatic booster set with variable speed for water supply

Applications
Automatic pumping of clean water for domestic, industrial, agricultural and gardening purposes.
Adjustable working pressure.

Materials
Multi:
Pump body and impellers in AISI 304.
Pump shaft in AISI 420.
Diffusers in technopolymer.
Suction and discharge in cast iron with cataphoresis coating.
Mechanical seal.
Motor casing in aluminium.
O-rings in NBR/EPDM.
Manifolds: AISI 304.
Valves and fittings: Brass.

Equipment included
Pump.
Speedrive V2.
Discharge manifold.
Control panel.
Valves.
Fittings.
Check valves.
Pressure tank (20l).
Pressure transducer.
Metallic base.

Motor
Asynchronous 2 poles.
IPX5 protection.
Class F insulation.
Continuous operation.

Range of use
Maximum water temperature 40 °C.

Functions and protections
Dry-run protection with automatic reset function.
Detection of pressure transducer failure.
Overcurrent and short-circuit with automatic reset.
Power supply voltage with automatic reset.
Internal overtemperature with automatic reset.
Earthing and motor phase error.
Communication error.

Operation
Variable speed to maintain the constant pressure and flow that apartment, building or installation demands at every moment.

ESPA Efficient Engineering

Complete set | Plug&Play | Ultra-quiet | Constant pressure | Maximum hydraulic comfort | Residential, commercial and agricultural use

Features table

Model	Maximum head [m]	Maximum flow [m³/h]	P2 [kW]	Speedrive V2	Ø Pump		Ø Discharge manifold	Code	
					Suction	Discharge		1~230V (Model M)	3~400V (Model T)
CKE 1 Multi 25 4	59	5	0,75	M22/T22	1 1/4"	1 1/4"	2"	00176824	00176450
CKE 1 Multi 25 5	74	5	0,9	M22/T22	1 1/4"	1 1/4"	2"	00176826	00176825
CKE 1 Multi 35 4	55	10,5	1,1	M22/T22	1 1/2"	1 1/4"	2"	00176828	00176827
CKE 1 Multi 35 5	67	10,5	1,5	M22/T22	1 1/2"	1 1/4"	2"	00176830	00176829
CKE 1 Multi 35 6	83	10,5	2,2	M22/T22	1 1/2"	1 1/4"	2"	00205264	00176831
CKE 1 Multi 35 8	110	10,5	3	T55	1 1/2"	1 1/4"	2"	-	00176832
CKE 1 Multi 55 4	51	18	2,2	T22	1 1/2"	1 1/4"	2"	-	00176835
CKE 1 Multi 55 6	79	18	3	T55	1 1/2"	1 1/4"	2"	-	00176836
CKE 1 Multi 55 7	93	18	4	T55	1 1/2"	1 1/4"	2"	-	00176837

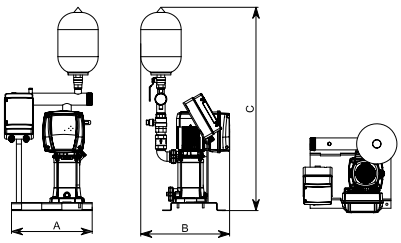

Dimension and weight

Model	A	B	C	Kg
CKE 1 Multi 25	400	450	1150	40
CKE 1 Multi 35	400	500	1200	50/55
CKE 1 Multi 55	400	550	1250	55/60

CKE 2 Prisma **Supply | Booster**

Automatic booster set with variable speed for water supply

Applications
Automatic pumping of clean water for domestic, industrial, agricultural and gardening purposes.
Adjustable working pressure.

Materials
Pump body and impellers in AISI 304.
Pump shaft in AISI 420.
Diffusers in technopolymer.
Suction and discharge in cast iron with cataphoresis coating.
Mechanical seal.
Motor casing in aluminium.
O-rings in NBR/EPDM.
Manifolds: AISI 304.
Valves and fittings: Brass.

Equipment included
Pump (x2).
Speedrive V2 (x2).
Discharge and suction manifold.
Control panel.
Valves.
Fittings.
Check valves.
Pressure tank (20l).
Pressure transducer.
Metallic base.

Motor
Asynchronous 2 poles.
IPX5 protection.
Class F insulation.
Continuous operation.

Range of use
Maximum water temperature 40 °C.

Functions and protections
Dry-run protection with automatic reset function.
Detection of pressure transducer failure.
Overcurrent and short-circuit with automatic reset.
Power supply voltage with automatic reset.
Internal overtemperature with automatic reset.
Earthing and motor phase error.
Communication error.

Operation
Variable speed to maintain the constant pressure and flow that apartment, building or installation demands at every moment.

ESPA Efficient Engineering

Complete set | Plug&Play | Ultra-quiet | Constant pressure | Maximum hydraulic comfort | Residential, commercial and agricultural use

Features table

Model	Maximum head[m]	Maximum flow [m³/h]	P2 [kW]	Speedrive V2	Ø Pump		Ø Succion manifold	Ø Discharge manifold	Code	
					Suction	Discharge			1~230V (Model M)	3~400V (Model T)
CKE 2 Prisma 35 6	85	18	2,2	M22/T22	1 1/4"	1 1/4"	2"	2"	00216672	00216673

Performance curve

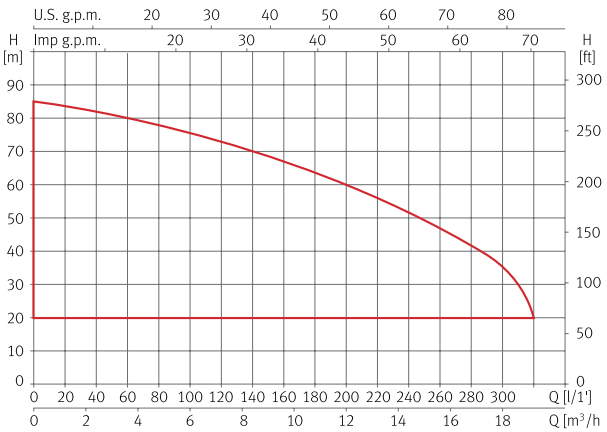

Dimension and weight

Model	A	B	C	Kg
CKE 2 Prisma 35 6	635	755	1047	80

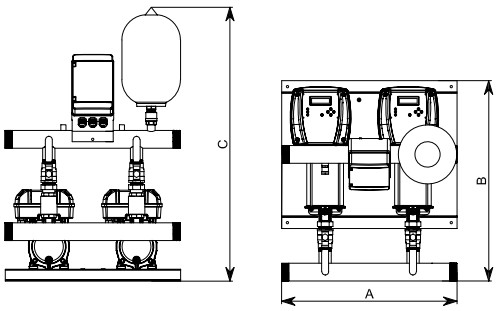

CKE 2 Supply | Booster

Automatic booster set with variable speed for water supply

Applications
Automatic pumping of clean water for domestic, industrial, agricultural and gardening purposes.
Adjustable working pressure.

Materials
Multi and VE:
Pump body and impellers in AISI 304.
Pump shaft in AISI 420.
Diffusers in technopolymer.
Suction and discharge in cast iron with cataphoresis coating.
Mechanical seal.
Motor casing in aluminium.
O-rings in NBR/EPDM.
Manifolds: AISI 304.
Valves and fittings: Brass.

Equipment included
Pump (x2).
Speedrive V2 (x2).
Discharge manifold.
Model ASP with suction manifold.
Control panel.
Valves.
Fittings.
Check valves.
Pressure tank (20l).
Pressure transducer.
Metallic base.

Motor
Asynchronous 2 poles.
IPX5 protection.
Class F insulation.
Continuous operation.

Range of use
Maximum water temperature:
CKE with Multi and VE 40 °C.

Functions and protections
Dry-run protection with automatic reset function.
Detection of pressure transducer failure.
Overcurrent and short-circuit with automatic reset.
Power supply voltage with automatic reset.
Internal overtemperature with automatic reset.
Earthing and motor phase error.
Communication error.

Operation
Variable speed to maintain the constant pressure and flow that apartment, building or installation demands at every moment.

ESPA Efficient Engineering

Complete set
Plug&Play
Ultra-quiet
Constant pressure
Maximum hydraulic comfort
Residential, commercial and agricultural use

CKE 2 Supply | Booster

CKE 2 Multi

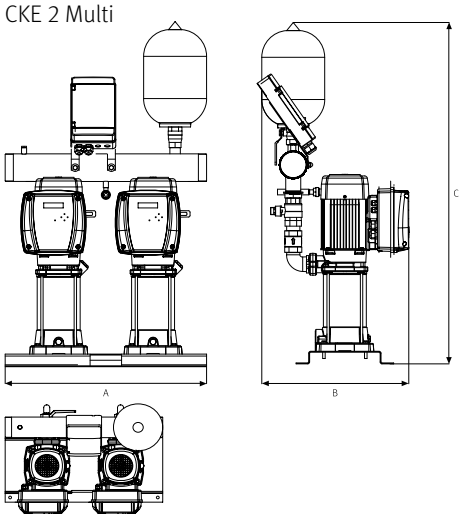

CKE 2 VE

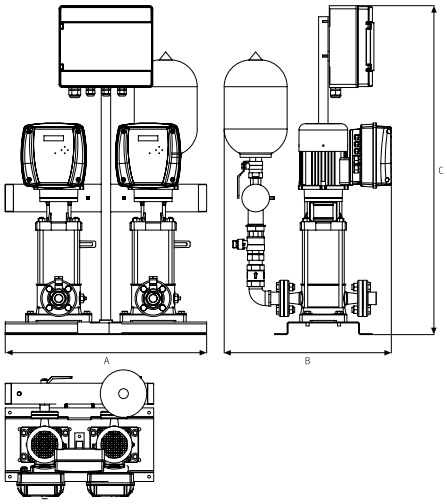

Features table, dimension and weight

Model	Maximum head [m]	Maximum flow [m³/h]	P2 [kW]	Speedrive V2	Ø Pump		Ø Manifold	Dimensions			Weight [Kg]	Code
					Suc.	Dis.		A	B	C		1~230V (Model ASP)
CKE 2M Multi 25 4	59	10	0,75	M22	1 1/4"	1 1/4"	2"	640	440	975	56	00180440
CKE 2M Multi 25 5	74	10	0,92	M22	1 1/4"	1 1/4"	2"	640	440	994	57	00180441
CKE 2M Multi 35 4	55	21	1,1	M22	1 1/2"	1 1/4"	2"	640	464	1022	66	00180454
CKE 2M Multi 35 5	67	21	1,5	M22	1 1/2"	1 1/4"	2"	640	464	1045	72	00180455
CKE 2M Multi 35 6	83	21	2,2	M22	1 1/2"	1 1/4"	2"	640	464	1071	73	00216585

Model	Maximum head [m]	Maximum flow [m³/h]	P2 [kW]	Speedrive V2	Ø Pump		Ø Manifold	Dimensions			Weight [Kg]	Code
					Suc.	Dis.		A	B	C		3~400V (Model ASP)
CKE 2 Multi 25 4	59	10	0,75	T22	1 1/4"	1 1/4"	2"	640	440	975	56	00180438
CKE 2 Multi 25 5	74	10	0,92	T22	1 1/4"	1 1/4"	2"	640	440	994	57	00180439
CKE 2 Multi 35 4	55	21	1,1	T22	1 1/2"	1 1/4"	2"	640	464	1022	66	00180456
CKE 2 Multi 35 5	67	21	1,5	T22	1 1/2"	1 1/4"	2"	640	464	1045	72	00180457
CKE 2 Multi 35 6	83	21	2,2	T22	1 1/2"	1 1/4"	2"	640	464	1071	73	00180458
CKE 2 Multi 35 8	110	21	3	T55	1 1/2"	1 1/4"	2"	640	500	1120	87	00180459
CKE 2 Multi 35 10	138	21	4	T55	1 1/2"	1 1/4"	2"	640	500	1170	106	00202401
CKE 2 Multi 55 4	51	36	2,2	T22	1 1/2"	1 1/4"	3"	640	500	1127	79	00180501
CKE 2 Multi 55 6	79	36	3	T55	1 1/2"	1 1/4"	3"	640	533	1206	97	00180502
CKE 2 Multi 55 7	93	36	4	T55	1 1/2"	1 1/4"	3"	640	533	1250	106	00180503

Model	Maximum head [m]	Maximum flow [m³/h]	P2 [kW]	Speedrive V2	Ø Pump Suc. / Dis.		Ø Manifold	Dimensions			Weight [Kg]	Code
								A	B	C		3~400V (Model ASP)
CKE 2 VE 121 3	50	54,5	4	T55	50	50	4"	650	550	1147	156	00209330
CKE 2 VE 121 5	83	54,5	5,5	T55	50	50	4"	650	550	1295	200	00208675

CKE 3 Supply | Booster

Automatic booster set with variable speed for water supply

Applications
Automatic pumping of clean water for domestic, industrial, agricultural and gardening purposes.
Adjustable working pressure.

Materials
Multi and VE:
Pump body and impellers in AISI 304.
Pump shaft in AISI 420.
Diffusers in technopolymer.
Suction and discharge in cast iron with cataphoresis coating.
Mechanical seal.
Motor casing in aluminium.
O-rings in NBR/EPDM.
Manifolds: AISI 304.
Valves and fittings: Brass.

Equipment included
Pump (x3).
Speedrive V2 (x3).
Discharge manifold.
Model ASP with suction manifold.
Control panel.
Valves.
Fittings.
Check valves.
Pressure tank (20l).
Pressure transducer.
Metallic base.

Motor
Asynchronous 2 poles.
IPX5 protection.
Class F insulation.
Continuous operation.

Range of use
Maximum water temperature:
CKE with Multi and VE 40 °C.

Functions and protections
Dry-run protection with automatic reset function.
Detection of pressure transducer failure.
Overcurrent and short-circuit with automatic reset.
Power supply voltage with automatic reset.
Internal overtemperature with automatic reset.
Earthing and motor phase error.
Communication error.

Operation
Variable speed to maintain the constant pressure and flow that apartment, building or installation demands at every moment.

ESPA Efficient Engineering

Complete set
Plug&Play
Ultra-quiet
Constant pressure
Maximum hydraulic comfort
Residential, commercial and agricultural use

CKE 3 Multi

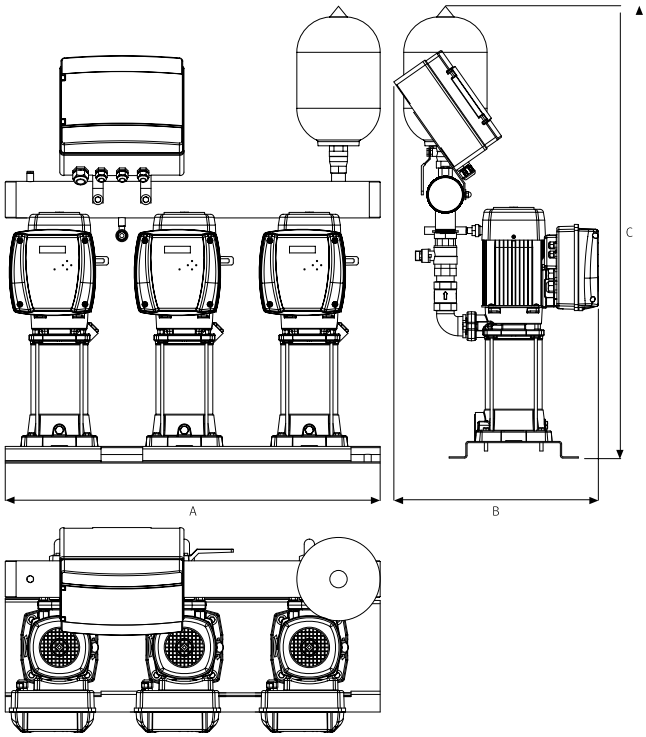

CKE 3 VE

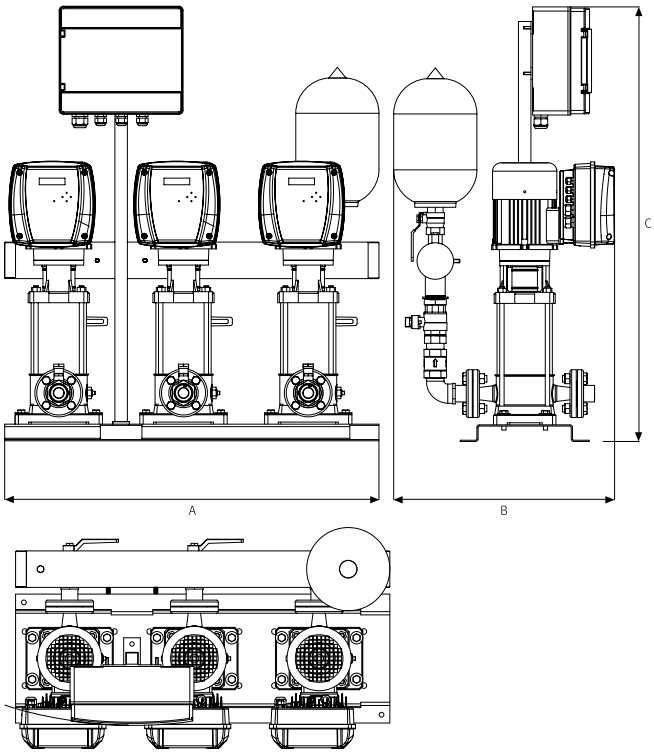

Features table, dimension and weight

Model	Maximum head [m]	Maximum flow [m³/h]	P2 [kW]	Speedrive V2	Ø Pump		Ø Manifold	Dimensions			Weight [Kg]	Code
					Suc.	Dis.		A	B	C		3~400V (Model ASP)
CKE 3 Multi 35 4	55	31,5	1,1	T22	1 1/2"	1 1/4"	3"	900	464	1044	99	00180475
CKE 3 Multi 35 5	67	31,5	1,5	T22	1 1/2"	1 1/4"	3"	900	464	1067	107	00180476
CKE 3 Multi 35 6	83	31,5	2,2	T22	1 1/2"	1 1/4"	3"	900	464	1093	109	00180477
CKE 3 Multi 35 8	110	31,5	3	T55	1 1/2"	1 1/4"	3"	900	500	1142	130	00180478
CKE 3 Multi 35 10	138	31,5	4	T55	1 1/2"	1 1/4"	3"	900	500	1170	151	00180479
CKE 3 Multi 55 4	51	54	2,2	T22	1 1/2"	1 1/4"	3"	900	500	1149	118	00180516
CKE 3 Multi 55 6	79	54	3	T55	1 1/2"	1 1/4"	3"	900	533	1228	144	00180518
CKE 3 Multi 55 7	93	54	4	T55	1 1/2"	1 1/4"	3"	900	533	1272	157	00180519

Model	Maximum head [m]	Maximum flow [m³/h]	P2 [kW]	Speedrive V2	Ø Pump Suc. / Dis.		Ø Manifold	Dimensions			Weight [Kg]	Code
								A	B	C		3~400V (Model ASP)
CKE 3 VE 121 3	50	82	4	T55	50	50	4"	900	550	1147	234	00216586
CKE 3 VE 121 5	83	82	5,5	T55	50	50	4"	900	550	1295	300	00206668

CKE 4 Supply | Booster

Automatic booster set with variable speed for water supply

Applications
Automatic pumping of clean water for domestic, industrial, agricultural and gardening purposes.
Adjustable working pressure.

Materials
Multi and VE:
Pump body and impellers in AISI 304.
Pump shaft in AISI 420.
Diffusers in technopolymer.
Suction and discharge in cast iron with cataphoresis coating.
Mechanical seal.
Motor casing in aluminium.
O-rings in NBR/EPDM.
Manifolds: AISI 304.
Valves and fittings: Brass.

Equipment included
Pump (x4).
Speedrive V2 (x4).
Discharge manifold.
Model ASP with suction manifold.
Control panel.
Valves.
Fittings.
Check valves.
Pressure tank (20l).
Pressure transducer.
Metallic base.

Motor
Asynchronous 2 poles.
IPX5 protection.
Class F insulation.
Continuous operation.

Range of use
Maximum water temperature:
CKE with Multi and VE 40 °C.

Functions and protections
Dry-run protection with automatic reset function.
Detection of pressure transducer failure.
Overcurrent and short-circuit with automatic reset.
Power supply voltage with automatic reset.
Internal overtemperature with automatic reset.
Earthing and motor phase error.
Communication error.

Operation
Variable speed to maintain the constant pressure and flow that apartment, building or installation demands at every moment.

ESPA Efficient Engineering

Complete set
Plug&Play
Ultra-quiet
Constant pressure
Maximum hydraulic comfort
Residential, commercial and agricultural use

CKE 4 Multi

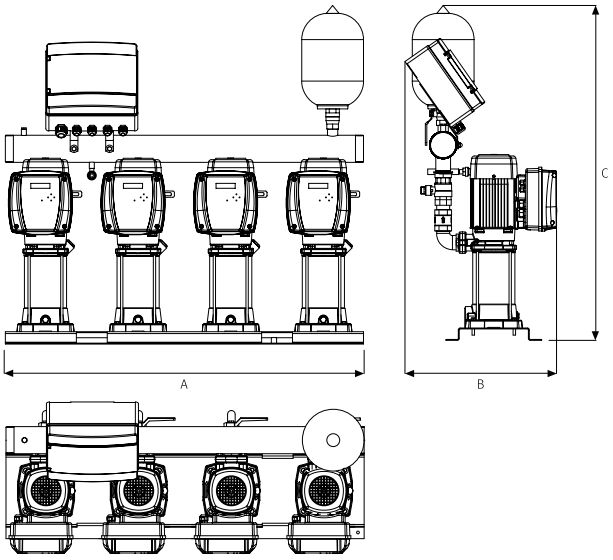

CKE 4 VE

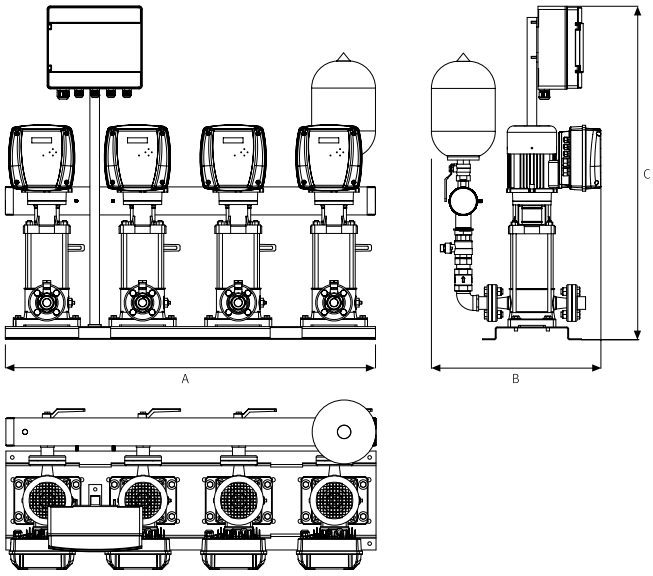

Features table, dimension and weight

Model	Maximum head [m]	Maximum flow [m³/h]	P2 [kW]	Speedrive V2	Ø Pump		Ø Manifold	Dimensions			Weight [Kg]	Code
					Suc.	Dis.		A	B	C		3~400V (Model ASP)
CKE 4 Multi 35 4	55	42	1,1	T22	1 1/2"	1 1/4"	3"	1160	464	1044	131	00180489
CKE 4 Multi 35 5	67	42	1,5	T22	1 1/2"	1 1/4"	3"	1160	464	1067	142	00180488
CKE 4 Multi 35 6	83	42	2,2	T22	1 1/2"	1 1/4"	3"	1160	464	1093	144	00180491
CKE 4 Multi 35 8	110	42	3	T55	1 1/2"	1 1/4"	3"	1160	500	1142	172	00180490
CKE 4 Multi 35 10	138	42	4	T55	1 1/2"	1 1/4"	4"	1160	500	1170	198	00216587
CKE 4 Multi 55 4	51	72	2,2	T22	1 1/2"	1 1/4"	4"	1160	500	1149	156	00180529
CKE 4 Multi 55 6	79	72	3	T55	1 1/2"	1 1/4"	4"	1160	533	1228	191	00180530
CKE 4 Multi 55 7	93	72	4	T55	1 1/2"	1 1/4"	4"	1160	533	1272	208	00180531

Model	Maximum head [m]	Maximum flow [m³/h]	P2 [kW]	Speedrive V2	Ø Pump Suc. / Dis.		Ø Manifold	Dimensions			Weight [Kg]	Code
								A	B	C		3~400V (Model ASP)
CKE 4 VE 121 3	50	109	4	T55	50	50	4"	1160	550	1147	312	00216588
CKE 4 VE 121 5	83	109	5,5	T55	50	50	4"	1160	550	1295	400	00216589

ESPA

Recirculation and filtration

The perfect duo to ensure ever clean water

Centrifugal single stage pump for water recirculation and filtration

Applications
Water recirculation and filtration for small swimming pools.
Silent.
Self-priming up to 4m.

Materials
Pump body, impeller, diffuser, suction and discharge in technopolymer.
Pump shaft in AISI 431.
Mechanical seal.
Motor casing in aluminium.
O-rings in NBR/EPDM.

Equipment
No cable.
Unions included 50mm and 1½”.

Motor
Asynchronous 2 poles.
IPX5 protection.
Class F insulation.
Built-in thermal protection.
Continuous operation.

Range of use
Maximum water temperature 40 °C.
Suitable for salt water up to 7 g/l.

High performance | Quiet | Very reliable | Easy to maintain | Flow rate up to 15 m³/h | Best seller

Features table

Model	I [A]	P1 [kW]	P2		c [µF]	l/min	25	50	75	100	150	200	250	290	Code
	1~ 230V	1~	[kW]	[HP]		m³/h	1,5	3,0	4,5	6,0	9,0	12	15	17,4	1~230V (Model M)
Silen I 33 8	2	0,45	0,25	0,33	12	mwc	10,2	9,7	8,6	7,2	3,2	-	-	-	00203144
Silen I 50 12	2,8	0,65	0,37	0,5	12		12,3	11,9	11,3	10,5	8,1	4,6	-	-	00203145
Silen I 100 15	3,8	0,85	0,75	1	12		13,8	13,3	13	12,5	10,8	8,1	4,8	1,8	00203146

Performance curve at 2900 rpm

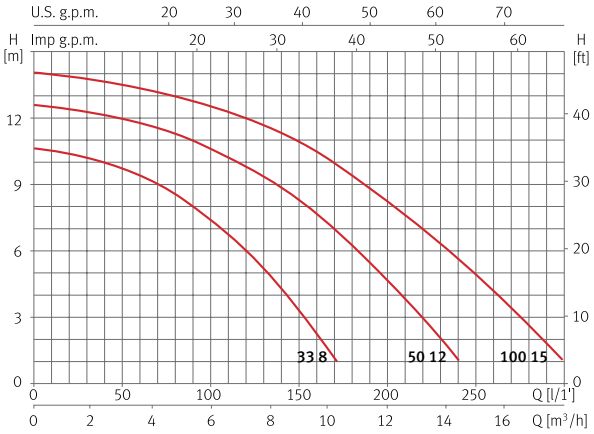

Dimension and weight

Model	A	B	C	D	E/G	F	H	I	J	K	Kg
Silen I 33	439	192	115	210	50	221	212	108	Ø9	304	8,9
Silen I 50	439	192	115	210	50	221	212	108	Ø9	304	10,2
Silen I 100	439	192	115	210	50	221	212	108	Ø9	304	10,9

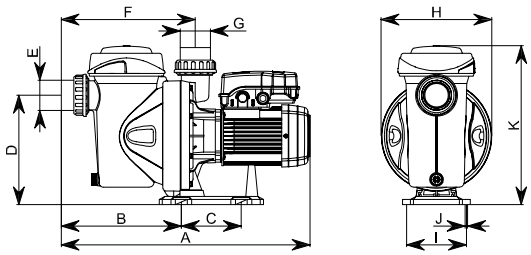

Silen S **Recirculation and filtration | Recirculation**

Centrifugal single stage pump for water recirculation and filtration

Applications
Water recirculation and filtration for medium swimming pools.
Silent.
Self-priming up to 4m.

Materials
Pump body, impeller, diffuser, suction and discharge in technopolymer.
Pump shaft in AISI 431.
Mechanical seal.
Motor casing in aluminium.
O-rings in NBR/EPDM.

Equipment
No cable.
Unions included 50mm and 1½”.

Motor
Asynchronous 2 poles.
IPX5 protection.
Class F insulation.
Single phase motor with built-in thermal protection.
Continuous operation.

Range of use
Maximum water temperature 40 °C.
Suitable for salt water up to 7 g/l.

Quiet | Very reliable | Easy to maintain | Flow rate up to 22 m³/h | Best seller

Features table

Model	I [A]			P1 [kW]		P2		c [µF]	l/min	40	80	120	160	215	265	325	400	Code	
	1~ 230V	3~ 230V	3~ 400V	1~	3~	[kW]	[HP]		m³/h	2,4	4,8	7,2	9,6	12,9	15,9	19,5	24	1~230V (Model M)	3~230V/400V (Model T)
Silen S 60 12	3,7	2,4	1,4	0,8	0,8	0,44	0,6	16	mwc	13,6	13,2	12,6	10,9	6,7	-	-	-	00203147	00203151
Silen S 75 15	5,5	3,3	1,9	1,2	1	0,55	0,75	16		15,2	15	14,5	13,1	9,9	6	-	-	00203148	00203152
Silen S 100 18	6	3,8	2,2	1,4	1,2	0,75	1	16		16,9	16,5	16	15	12,9	10	5,9	-	00203149	00203153
Silen S 150 22	7,1	4,8	2,8	1,6	1,6	1,1	1,5	30		18,6	18,2	17,7	16,9	15,1	13	10	5,1	00203150	00203154

Performance curve at 2900 rpm

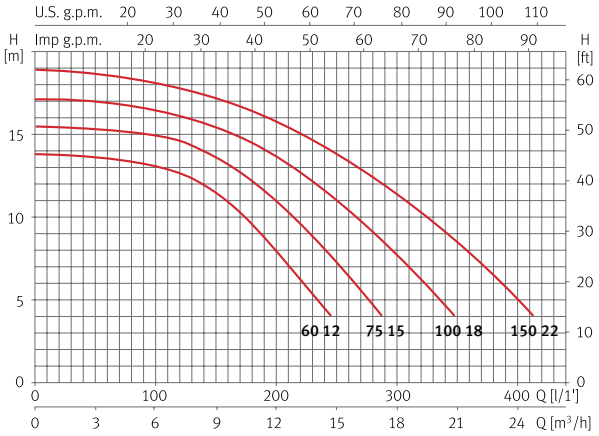

Dimension and weight

Model	A	B	C	D	E	F	G	H	I	J	K	Kg
Silen S 60	555	257	164	225	63	267	50	238	159	Ø9	347	8,9
Silen S 75	555	257	164	225	63	267	50	238	159	Ø9	347	10,2
Silen S 100	555	257	164	225	63	267	50	238	159	Ø9	347	10,9
Silen S 150	577	257	164	225	63	267	50	238	159	Ø9	347	13,5

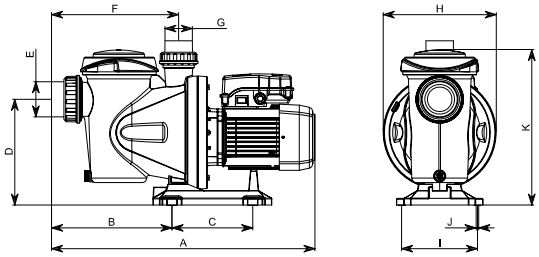

Silen S2 Recirculation and filtration | Recirculation

Centrifugal single stage pump for water recirculation and filtration

Applications
Water recirculation and filtration for large swimming pools.
Silent.
Self-priming up to 4m.

Materials
Pump body, impeller, diffuser, suction and discharge in technopolymer.
Pump shaft in AISI 431.
Mechanical seal.
Motor casing in aluminium.
O-rings in NBR/EPDM.

Equipment
No cable.
Unions included 63mm and 2”.

Motor
Asynchronous 2 poles.
IPX5 protection.
Class F insulation.
Single phase motor with built-in thermal protection.
Continuous operation.

Range of use
Maximum water temperature 40 °C.
Suitable for salt water up to 7 g/l.

Quiet | Very reliable | Easy to maintain | Flow rate up to 36 m³/h

Features table

Model	I [A]			P1 [kW]		P2		c [µF]	l/min	100	150	250	350	450	500	550	650	Code	
	1~ 230V	3~ 230V	3~ 400V	1~	3~	[kW]	[HP]		m³/h	6,0	9,0	15	21	27	30	33	39	1~230V (Model M)	3~230V/400V (Model T)
Silen S2 75 18	4,5	3,8	2,2	1	1	0,55	0,75	25	mwc	13,2	12,8	10	5,5	-	-	-	-	00203155	00203160
Silen S2 100 24	7	4,8	2,8	1,5	1,6	0,9	1,2	25		16,5	16	14,2	10	4	-	-	-	00203156	00203161
Silen S2 150 29	8,5	5,3	3,1	1,9	1,9	1,1	1,5	25		18,5	18,2	16,5	13	8,2	5,5	-	-	00203157	00203162
Silen S2 200 31	9,7	6,5	3,8	2,2	2,2	1,5	2	30		19,5	19,1	18	15	11,1	9	6,3	-	00203158	00203163
Silen S2 300 36	12,5	8,6	5	2,8	2,6	2,2	3	60		21,5	21	19,9	18	14,9	12,9	10,3	5	00203159	00203164

Performance curve at 2900 rpm

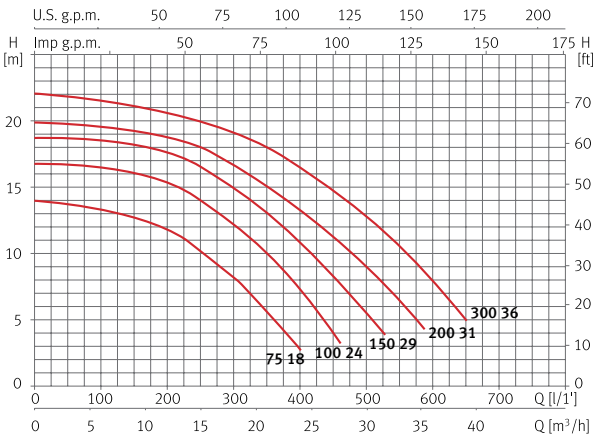

Dimension and weight

Model	A	B	C	D	E/G	F	H	I	J	K	Kg
Silen S2 75	624	272	219	222	63	285	268	188	Ø13	327	14
Silen S2 100	624	272	219	222	63	285	268	188	Ø13	327	15
Silen S2 150	624	272	219	222	63	285	268	188	Ø13	327	18
Silen S2 200	624	272	219	222	63	285	268	188	Ø13	327	21
Silen S2 300	624	272	219	222	63	285	268	188	Ø13	327	23

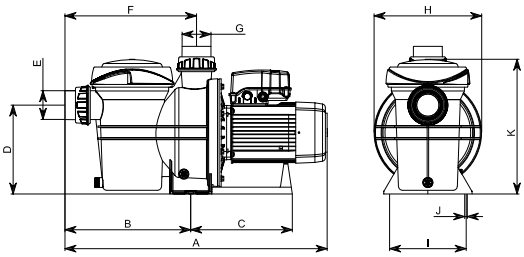

Centrifugal single stage pump for seawater recirculation and filtration

Applications
Seawater recirculation and filtration for small and medium swimming pools.
Silent.
Self-priming up to 4m.

Materials
Pump body, impeller, diffuser, suction and discharge in technopolymer.
DUPLEX pump shaft.
Special mechanical seal for seawater.
Aluminium motor shield coated with cataphoresis treatment.
AISI 316 screws.
NBR seals.

Equipment
2m of cable with plug type F.
Unions included 50mm & 1$^{1/2}$".

Motor
Asynchronous 2 poles.
IPX5 protection.
Class F insulation.
Built-in thermal protection.
Continuous operation.

Range of use
Maximum water temperature 40 °C.
Compatible with seawater.

NEW!

Quiet | Easy to maintain | With cable and plug | Flow rate up to 22 m³/h | Designed for seawater

Features table

Model	I [A]	P1 [kW]	P2		c [µF]	l/min	40	80	120	160	215	265	325	400	Code
	1~ 230V	1~	[kW]	[HP]		m³/h	2,4	4,8	7,2	9,6	12,9	15,9	19,5	24	1~230V
Noxsalt 75 15	5,5	1,2	0,55	0,75	16	mwc	15,2	15	14,5	13,1	9,9	6	-	-	00217166
Noxsalt 100 18	6	1,4	0,75	1	16		16,9	16,5	16	15	12,9	10	5,9	-	00217167
Noxsalt 150 22	7,1	1,6	1,1	1,5	30		18,6	18,2	17,7	16,9	15,1	13	10	5,1	00217172

Performance curve at 2900 rpm

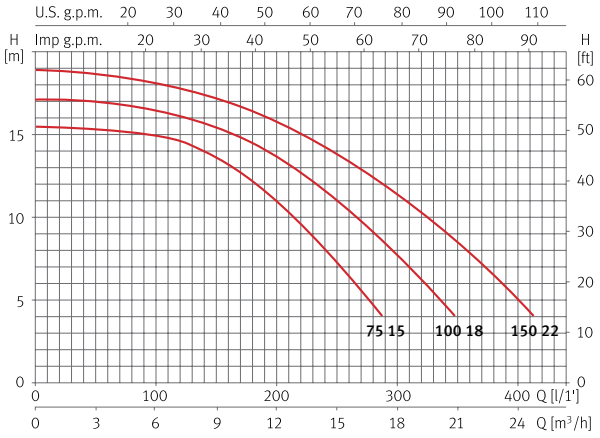

Dimension and weight

Model	A	B	C	D	E	F/G	H	I	J	K	Kg
Noxsalt 75	495	211	170	225	225	50	238	159	319	Ø9	10,2
Noxsalt 100	495	211	170	225	225	50	238	159	319	Ø9	10,9
Noxsalt 150	495	211	170	225	225	50	238	159	319	Ø9	13,5

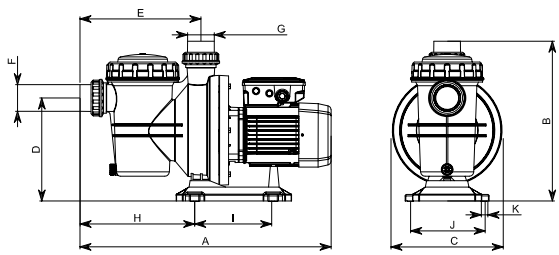

Noxsalt plus **Recirculation and filtration** | Recirculation

ESPA

Centrifugal single stage pump with variable speed for seawater recirculation and filtration

Applications
Seawater recirculation and filtration for small and medium swimming pools.
Silent.
Self-priming up to 4m.

Materials
Pump body, impeller, diffuser, suction and discharge in technopolymer.
DUPLEX pump shaft.
Special mechanical seal for seawater.
Aluminium motor shield coated with cataphoresis treatment.
AISI 316 screws.
NBR seals.

Equipment
2m of cable with plug type F.
Unions included 50mm & 1$^{1/2}$".

Motor
Asynchronous 2 poles.
IPX5 protection.
Class F insulation.
Built-in thermal protection.
Continuous operation.

Range of use
Maximum water temperature 40 °C.
Compatible with seawater.

Funcionamiento
Speed variation to adapt to the swimming pool working cycles.

NEW!

Energy savings up to 70% | Longer service life | Ultra-quiet | Easy to use | Better filtration and water quality | Designed for seawater

Features table

Model	Speed	I [A]	P1 [kW]	P2		l/min	50	100	150	200	250	Code
		1~ 230V	1~	[kW]	[HP]	m³/h	3	6	9	12	15	1~230V
Noxsalt plus	High	7,6	1,1	0,75	1	mwc	15,5	15	14	13	11	00217173
	Medium	3	0,4				7,5	7	6	4,5	-	
	Low	1,2	0,16				3,5	3	2	-	-	

Performance curve

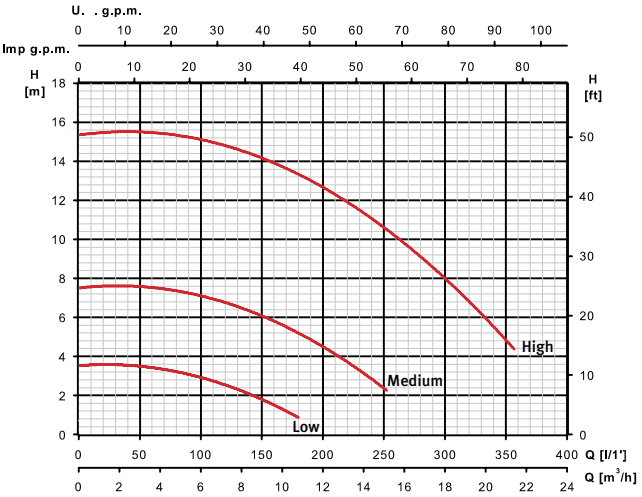

Dimension and weight

Model	A	B	C	D	E	F/G	H	I	J	K	Kg
Noxsalt plus	549	346	238	223	262	50	170	Ø9	159	248	12,8

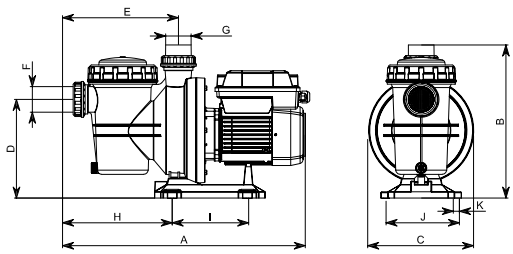

Noxplus Recirculation and filtration | Recirculation

Centrifugal single stage pump with variable speed for water recirculation and filtration

Applications
Water recirculation and filtration for small and medium swimming pools.
Silent.
Self-priming up to 4m.

Materials
Pump body, impeller, diffuser, suction and discharge in technopolymer.
Pump shaft in AISI 431.
Mechanical seal.
Motor casing in aluminium.
O-rings in NBR/EPDM.

Equipment
2m of cable with plug type F.
Unions included 50mm and 1½”.

Motor
Asynchronous 2 poles.
IPX5 protection.
Class F insulation.
Built-in thermal protection.
Continuous operation.

Range of use
Maximum water temperature 40° C.
Suitable for salt water up to 7 g/l.

Operation
Speed variation to adapt to the swimming pool working cycles.

Energy savings up to 70%
Longer service life
Ultra-quiet
Easy to use
Better filtration and water quality

Features table

Model	Speed	I [A]	P1 [kW]	P2		l/min	50	100	150	200	250	Code
		1~ 230V	1~	[kW]	[HP]	m³/h	3	6	9	12	15	1~230V (Model M)
Noxplus	High	7,6	1,1	0,75	1	mwc	15,5	15	14	13	11	00214856
	Medium	3	0,4				7,5	7	6	4,5	-	
	Low	1,2	0,16				3,5	3	2	-	-	

Performance curve

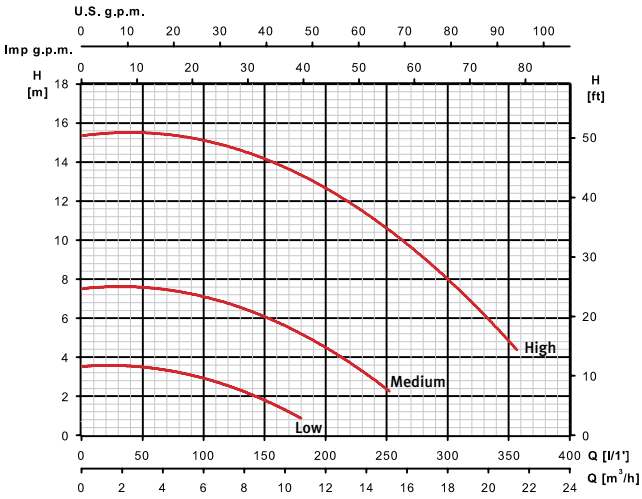

Dimension and weight

Model	A	B	C	D	E	F/G	H	I	J	K	Kg
Noxsalt plus	549	346	238	223	262	50	170	Ø9	159	248	12,8

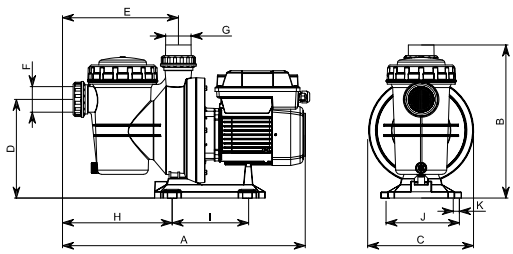

Noxplus 2 Recirculation and filtration | Recirculation

Centrifugal single stage pump with variable speed for water recirculation and filtration

Applications
Water recirculation and filtration for medium and large swimming pools.
Silent.
Self-priming up to 4m.

Materials
Pump body, impeller, diffuser, suction and discharge in technopolymer.
Pump shaft in AISI 431.
Mechanical seal.
Motor casing in aluminium.
O-rings in NBR/EPDM.

Equipment
2m of cable with plug type F.
Unions included 63mm and 2”.

Motor
Asynchronous 2 poles.
IPX5 protection.
Class F insulation.
Built-in thermal protection.
Continuous operation.

Range of use
Maximum water temperature 40° C.
Suitable for salt water up to 7 g/l.

Operation
Speed variation to adapt to the swimming pool working cycles.

Energy savings up to 70%
Longer service life
Ultra-quiet
Easy to use
Better filtration and water quality

Features table

Model	Speed	I [A]	P1 [kW]	P2		l/min	100	200	250	300	400	Code
		1~ 230V	1~	[kW]	[HP]	m³/h	6	12	15	18	24	1~230V (Model M)
Noxplus 2	High	10	1,5	1,5	2	mwc	15	13,5	12,5	11	7	00216726
	Medium	5,3	0,75				9	7,5	6	5	-	
	Low	2	0,25				4	2,5	1	-	-	

Performance curve

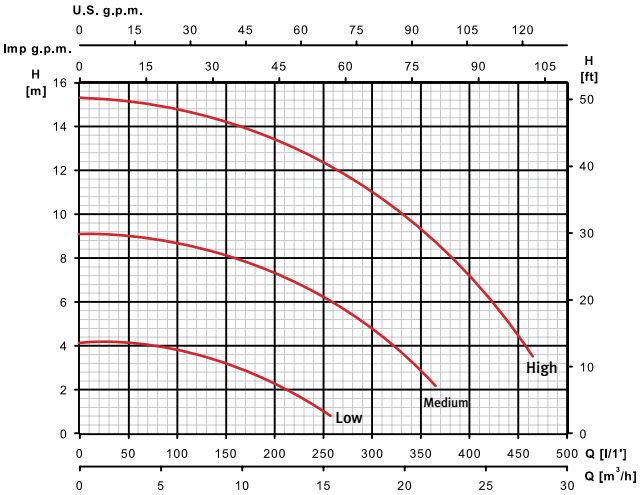

Dimension and weight

Model	A	B	C	D	E	F/G	H	I	J	K	Kg
Noxplus	549	346	238	223	262	50	170	Ø9	159	248	12,8

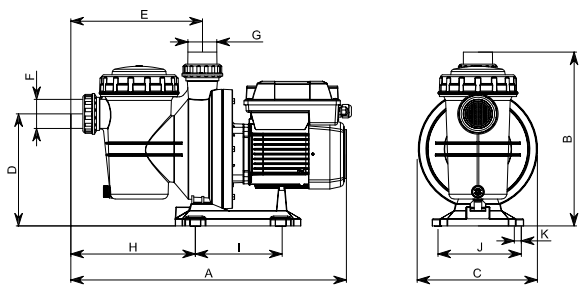

Silenplus 1 **Recirculation and filtration** | Recirculation

Centrifugal single stage pump with variable speed for water recirculation and filtration

Applications
Water recirculation and filtration for medium swimming pools.
Silent.
Self-priming up to 4m.

Materials
Pump body, impeller, diffuser, suction and discharge in technopolymer.
Pump shaft in AISI 431.
Mechanical seal.
Motor casing in aluminium.
O-rings in NBR/EPDM.

Equipment
Control System included.
2m of cable with plug type F.
Unions included 50mm and 1½".

Motor
Asynchronous 2 poles.
IPX5 protection.
Class F insulation.
Built-in thermal protection.
Continuous operation.

Range of use
Maximum water temperature 40° C.
Suitable for salt water up to 7 g/l.

Operation
Automatic speed variation to adapt to the swimming pool working cycles.

Control System
Device that transmits the valve's position to the pump so that it activates the working cycle according to the valve's position.

ESPA Efficient Engineering

Download ESPA Evopool App for a better experience and management

Energy savings up to 80% | Longer service life | Ultra-quiet | Better filtration and water quality | Better backwashing | App - Easy management

Features table

Model	Speed	I [A]	P1 [kW]	P2		l/min	50	100	150	200	250	Code
		1~ 230V	1~	[kW]	[HP]	m³/h	3	6	9	12	15	1~230V (Model M)
Silenplus 1	Maximum	8	1,1	0,75	1	mwc	17	16,5	14,5	13,8	11	00199398
	Minimum	1	0,1				2,5	1,5	-	-	-	

Performance curve

Speed	1	2	3	4	5	6	7	8	9	10
Consumption [A]	1	1,3	1,7	2,5	3,1	3,7	4,5	5,5	6,5	8

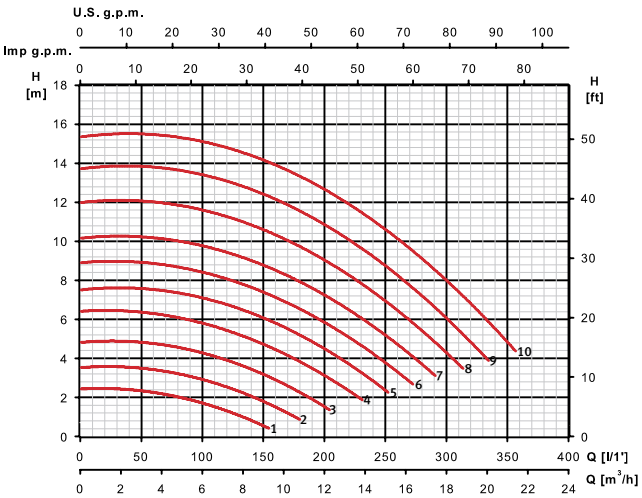

Dimension and weight

Model	A	B	C	D	E	F	G	H	I	J	K	Kg
Silenplus 1	555	257	164	225	63	267	50	238	159	Ø9	319	11,8

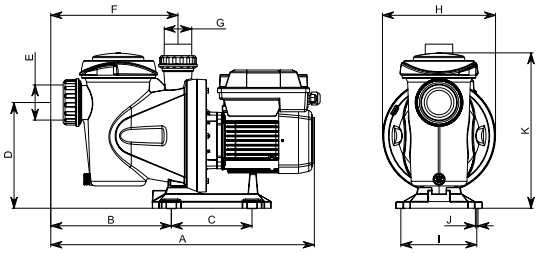

Accessories	Code
PCBA home automation circuit	00214755

Silenplus 2 **Recirculation and filtration** | Recirculation

Centrifugal single stage pump with variable speed for water recirculation and filtration

Applications
Water recirculation and filtration for medium and large swimming pools.
Silent.
Self-priming up to 4m.

Materials
Pump body, impeller, diffuser, suction and discharge in technopolymer.
Pump shaft in AISI 431.
Mechanical seal.
Motor casing in aluminium.
O-rings in NBR/EPDM.

Equipment
Control System included.
2m of cable with plug type F.
Unions included 63mm and 2”.

Motor
Asynchronous 2 poles.
IPX5 protection.
Class F insulation.
Built-in thermal protection.
Continuous operation.

Range of use
Maximum water temperature 40° C.
Suitable for salt water up to 7 g/l.

Operation
Automatic speed variation to adapt to the swimming pool working cycles.

Control System
Device that transmits the valve’s position to the pump so that it activates the working cycle according to the valve’s position.

ESPA Efficient Engineering

Download ESPA Evopool App for a better experience and management

Energy savings up to 80% | Longer service life | Ultra-quiet | Better filtration and water quality | Better backwashing | App - Easy management

Features table

Model	Speed	I [A]	P1 [kW]	P2		l/min	100	200	250	300	400	Code
		1~ 230V	1~	[kW]	[HP]	m³/h	6	12	15	18	24	1~230V (Model M)
Silenplus 2	Maximum	10	2,2	1,5	2	mwc	15	13,5	12,5	11,5	7,5	00199399
	Minimum	1,2	0,17				2	1	-	-	-	

Performance curve

Speed	1	2	3	4	5	6	7	8	9	10
Consumption [A]	1,2	1,8	2,4	3,2	4,3	5	6,1	6,8	9	10

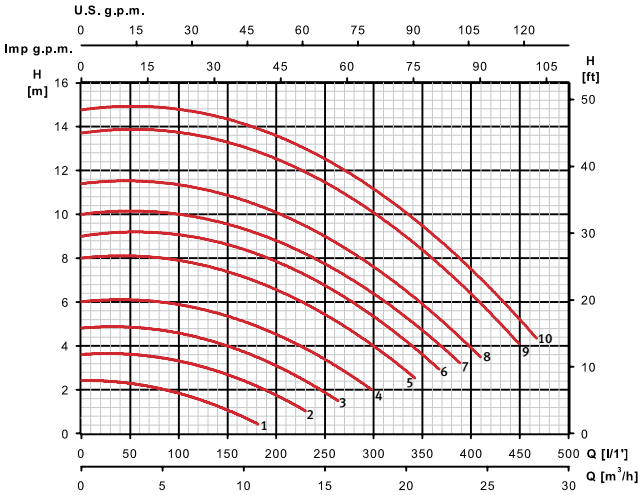

Dimension and weight

Model	A	B	C	D	E/G	F	H	I	J	K	Kg
Silenplus 2	624	272	253	222	63	285	268	188	Ø13	327	21,9

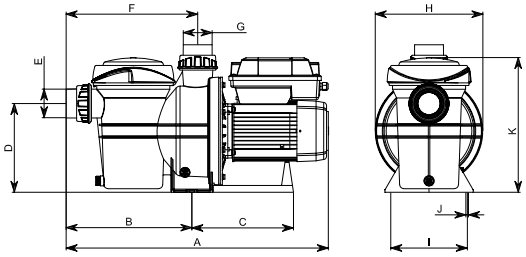

Accessories	Code
PCBA home automation circuit	00214755

Silenplus 3 **Recirculation and filtration** | Recirculation

Centrifugal single stage pump with variable speed for water recirculation and filtration

Applications
Water recirculation and filtration for large swimming pools.
Silent.
Self-priming up to 4m.

Materials
Pump body, impeller, diffuser, suction and discharge in technopolymer.
Pump shaft in AISI 431.
Mechanical seal.
Motor casing in aluminium.
O-rings in NBR/EPDM.

Equipment
Control System included.
2m of cable with plug type F.
Unions included 63mm and 2".

Motor
Asynchronous 2 poles.
IPX5 protection.
Class F insulation.
Built-in thermal protection.
Continuous operation.

Range of use
Maximum water temperature 40° C.
Suitable for salt water up to 7 g/l.

Operation
Automatic speed variation to adapt to the swimming pool working cycles.

Control System
Device that transmits the valve's position to the pump so that it activates the working cycle according to the valve's position.

ESPA Efficient Engineering

Download ESPA Evopool App for a better experience and management

Energy savings up to 80% | Longer service life | Ultra-quiet | Better filtration and water quality | Better backwashing | App - Easy management

Features table

Model	Speed	I [A]	P1 [kW]	P2		l/min	100	200	300	400	600	Code
		1~ 230V	1~	[kW]	[HP]	m³/h	6	12	18	24	36	1~230V (Model M)
Silenplus 3	Maximum Minimum	14,8 1,6	2,6 0,2	2,2	3	mwc	21,5 3,5	20,5 2,5	19 -	16,5 -	8 -	00200519

Performance curve

Speed	1	2	3	4	5	6	7	8	9	10
Consumption [A]	1,6	2,3	3,4	4,6	5,7	7,3	8,6	10,5	12,3	14,8

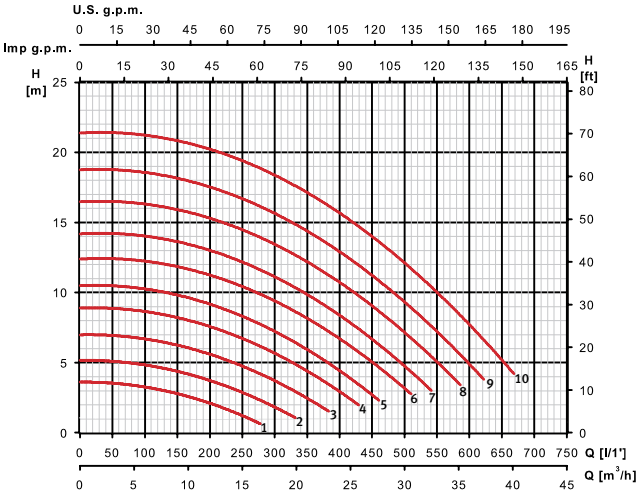

Dimension and weight

Model	A	B	C	D	E/G	F	H	I	J	K	Kg
Silenplus 3	624	272	253	222	63	285	268	188	Ø13	368	23,9

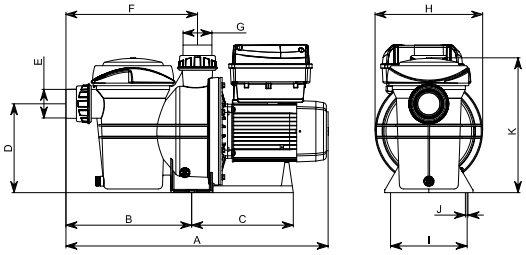

Accessories	Code
PCBA home automation circuit	00214755

Sand filter for water filtration

Filterkit Base

Filter with valve made of polyethylene resistant to chemical and weather agents.
Blow moulded in single piece with base built into the filter.
With top mount 6-way valve.

Features

Maximum working pressure 2,5 bar.
Connection of 1½".
Fitted with pressure gauge and air valve.
Double drainage in the lower section of the filter, ½" to totally empty the filter and ¼" to empty water without loss of sand.
Suitable for salt water up to 7 g/l.

Residential swimming pool

Features table

Model	Filter			Code
	Ø filter [mm]	Flow [m³/h]	Sand load [Kg]	
FKB 350 6TP	350 (14")	6	35	00160863
FKB 450 6TP	450 (18")	8	75	00134538
FKB 550 6TP	550 (22")	12	100	00134539

Accessories	Code
Kit valve 6TP 1½"	00149974

Dimension and weight

Model	A	B	C	Kg
FKB 350 6TP	350	735	258	5,6
FKB 450 6TP	450	832	330	7,7
FKB 550 6TP	550	832	440	10,1

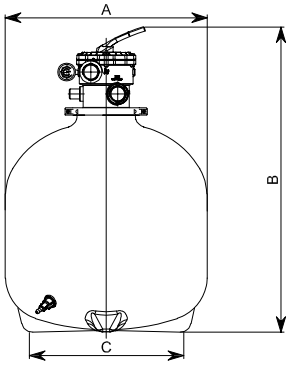

Sand filter for water filtration

Filterkit Plus

Filter with valve made of polypropylene resistant to chemical and weather agents.
Injection moulded with the two halves thermally welded.
With side mount 6-way valve.

Features

Maximum working pressure 3,5 bar.
Connection of 1½" for 520 and 620 models and 2" connection for 760 model.
Fitted with pressure gauge and air valve.
Double drainage in the lower section of the filter, 1½" to totally empty the filter and ½" to empty water without loss of sand.
Suitable for salt water up to 7 g/l.

Very reliable | Robust | Residential swimming pool

Features table

Model	Filter			Code
	Ø filter [mm]	Flow [m³/h]	Sand load [Kg]	
FKP 520 6LT	520 (20")	10	85	00130906
FKP 620 6LT	620 (24")	14	145	00130907
FKP 760 6LT	760 (30")	21	300	00130908

Dimension and weight

Model	A	B	C	D	E	Ø	Kg
FKP 520 6LT	844	886	422	460	519	520	21,7
FKP 620 6LT	943	957	422	501	560	620	23,7
FKP 760 6LT	1.102	1.114	422	630	715	767	34

Accessories	Code
Kit valve 6LT 1½"	00149976
Kit valve 6LT 2"	00149977

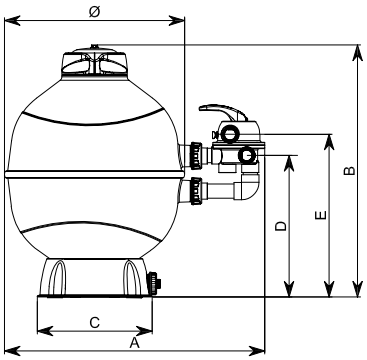

Model	Filter			Pump		Code
	Ø filter [mm]	Nominal flow [m3/h]	Silex load [Kg]	P2 (HP)	I (A) 1~	1~230V (Model M)
TKP NT 520 SILEN I 100 15M Tekbox	520 (20")	10	85	1	3.8	00134465

Centrifugal multistage pump for pool cleaners

Applications
Booster pump for pool cleaners.
Designed to operate with chlorinated and salty water.

Materials
Pump body, diffusers, suction and discharge in technopolymer.
Impellers in AISI 316.
Pump shaft in AISI 431.
Mechanical seal.
Motor casing in aluminium.
O-rings in NBR/EPDM.

Equipment
No cable.

Motor
Asynchronous 2 poles.
IPX5 protection.
Class F insulation.
Built-in thermal protection.
Continuous operation.

Range of use
Maximum water temperature 40 °C.
Suitable for salt water up to 7 g/l.

Features table

Model	I [A]	P1 [kW]	P2		c [µF]	l/min	10	30	40	50	60	65	70	80	Code
	1~ 230V	1~	[kW]	[HP]		m³/h	0,6	1,8	2,4	3,0	3,6	3,9	4,3	4,8	1~230V (Model M)
Multipool	6	1,3	0,75	1	16	mwc	53	47	43	37	32	28	24	17	00202038

Performance curve at 2900 rpm

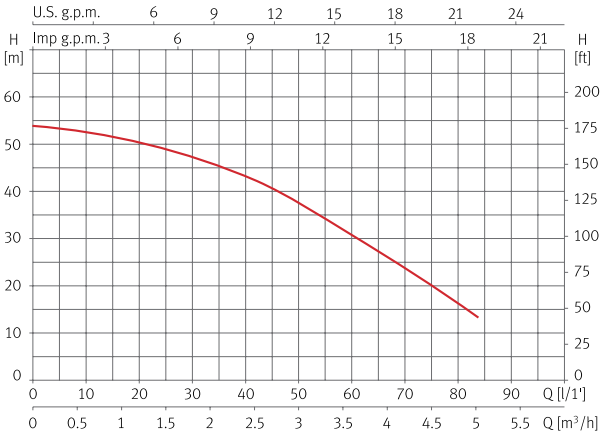

Dimension and weight

Model	A	B	C	D	E	F/G	H	I	J	K	Kg
Multipool	415	248	190	155	120	1"	198	225	94	Ø9	10,5

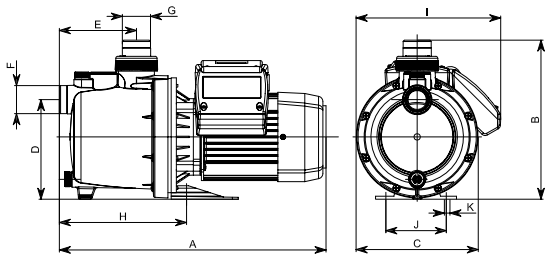

Centrifugal single stage pump for water stream

Applications
Generation of a strong water stream to transform swimming pools into a place for sport and leisure.
Self-priming up to 4m.

Materials
Pump body, impeller, diffuser, suction and discharge in technopolymer.
Pump shaft in AISI 431.
Mechanical seal.
Motor casing in aluminium.
O-rings in NBR/EPDM.

Equipment
No cable.
Unions not included.

Motor
Asynchronous 2 poles.
IPX5 protection.
Class F insulation.
Single phase motor with built-in thermal protection.
Continuous operation.

Range of use
Maximum water temperature 40 °C.
Suitable for salt water up to 7 g/l.

Counter-current swimming Sea water

Features table

Model	I [A]			P1 [kW]		P2		c [µF]	l/min	100	200	400	600	800	1000	1200	1300	Code	
	1~ 230V	3~ 230V	3~ 400V	1~	3~	[kW]	[HP]		m³/h	6,0	12	24	36	48	60	72	78	1~230V (Model M)	3~230V/400V (Model T)
Nadorself 200	10,2	7	4,1	2,2	2,2	1,5	2	40	mwc	12,9	12,2	10,6	8,5	6	-	-	-	00203165	00203167
Nadorself 300	13,4	8,6	5	3	3	2,2	3	60		14,6	14	12,8	11,3	9	6,5	-	-	00203166	00203168
Nadorself 400	-	11,8	6,8	-	3,4	3	4	-		17,2	16,6	15,3	13,8	11,6	9,4	6,3	4,5	-	00203169

Performance curve at 2900 rpm

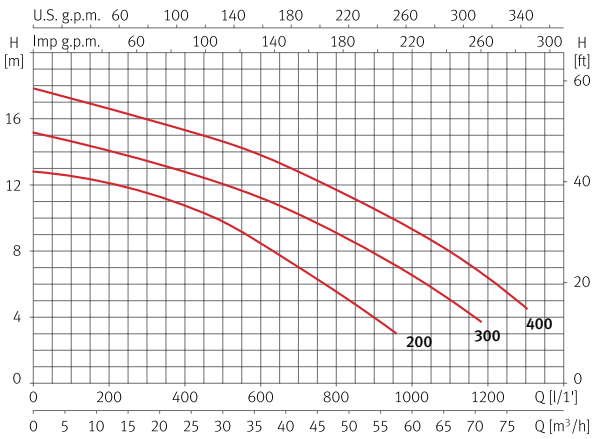

Dimension and weight

Model	A	B	C	D	E	F/G	H	I	J	K	Kg
Nadorself 200	615	416	335	249	291	2 1/2"	419	70	595	Ø9	25,1/23,1
Nadorself 300	615	416	335	249	291	2 1/2"	419	70	595	Ø9	26,1/25,8
Nadorself 400	615	416	335	249	291	2 1/2"	419	70	595	Ø9	28

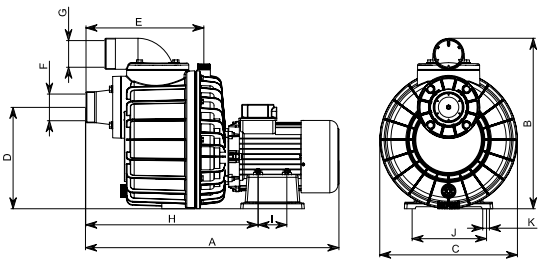

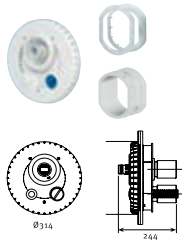

Accessories	Code
Suction and discharge circular kit	128188
Bushing wall kit for liner and concrete pools	146558



Tiper Recirculation and filtration | Whirlpool and spa

Centrifugal single stage pump for water recirculation

Applications
Water recirculation in swimming pools, spas and whirlpools.

Materials
Pump body, impeller, diffuser, suction and discharge in technopolymer.
Pump shaft in AISI 431.
Mechanical seal.
Motor casing in aluminium.
O-rings in NBR/EPDM.

Equipment
No cable.
Tiper: unions included, suction 50mm and discharge 32mm x2.
Tiper 2: unions included, suction 50mm and discharge 40mm x2.

Motor
Asynchronous 2 poles.
IPX5 protection.
Class F insulation.
Built-in thermal protection.
Continuous operation.

Range of use
Maximum water temperature 50 °C.
Suitable for salt water up to 7 g/l.

Tiper

Tiper 2

Features table

Model	I [A]	P1 [kW]	P2		c [µF]	l/min	50	100	150	200	250	300	350	400	Code
	1~ 230V	1~	[kW]	[HP]		m³/h	3	6	9	12	15	18	21	24	1~230V (Model M)
Tiper 70	3	0,7	0,37	0,5	12	mwc	8,8	7,9	6,7	5,4	3,9	2,3	-	-	00208183
Tiper 90	3,8	0,9	0,75	1	12		9,3	8,5	7,6	6,4	5,1	3,6	2,2	-	00208184
Tiper 2 75	5,3	1,2	0,55	0,75	16		14	12,5	11	10	7,5	6	4	-	00137549
Tiper 2 125	5,6	1,5	0,9	1,2	16		15	14	12,5	11,5	10	8	6	4	00137548

Performance curve at 2900 rpm

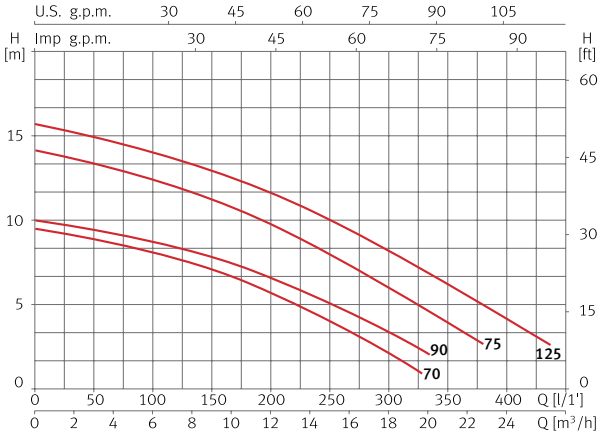

Dimension and weight

Model	A	B	C	D	E	F	G	H	I	J	K	Kg
Tiper 70	312	202	166	47	88	50	32	160	-	102	Ø8	6,2
Tiper 90	312	202	166	47	88	50	32	160	-	101	Ø8	7,0
Tiper 2 75	378	215	187	50	120	50	50	130	120	124	Ø8	9,5
Tiper 2 125	378	265	187	50	120	50	40	120	130	124	Ø8	10,5

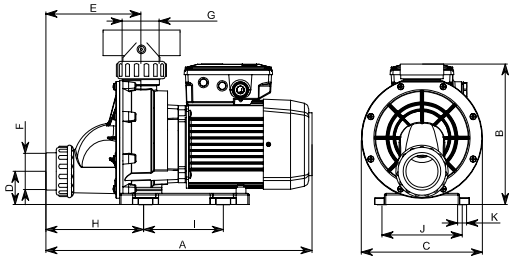

Wiper Recirculation and filtration | Whirlpool and spa

Centrifugal single stage pump for water recirculation

Applications
Water recirculation in swimming pools, spas and whirlpools.

Materials
Pump body, impeller, diffuser, suction and discharge in technopolymer.
Pump shaft in AISI 431.
Mechanical seal.
Motor casing in aluminium.
O-rings in NBR/EPDM.

Equipment
No cable.
Unions included 50mm.

Motor
Asynchronous 2 poles.
IPX5 protection.
Class F insulation.
Built-in thermal protection.
Continuous operation.

Range of use
Maximum water temperature 50 °C.
Suitable for salt water up to 7 g/l.

Features table

Model	I [A]	P1 [kW]	P2		c [µF]	l/min	25	50	100	150	200	250	300	350	Code
	1~ 230V	1~	[kW]	[HP]		m³/h	1,5	3,0	6,0	9,0	12	15	18	21	1~230V (Model M)
Wiper 50	2,3	0,5	0,24	0,33	12	mwc	10	9,4	7,9	6	3,6	1	-	-	00215079
Wiper 70	2,9	0,65	0,37	0,5	12		11	10,6	9,7	8,5	6,6	4,5	2,2	-	00215080
Wiper 90	3,7	0,85	0,75	1	12		11,7	11,3	10,5	9,6	8,4	6,7	4,6	2,2	00215081

Performance curve at 2900 rpm

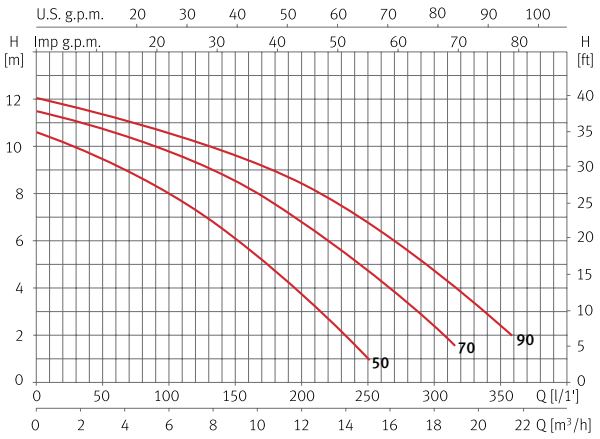

Dimension and weight

Model	A	B	C	D	E	F/G	H	I	J	K	Kg
Wiper 50	296	177	155	85	72	50	145	74	102	Ø9	5,7
Wiper 70	296	177	155	85	72	50	145	74	102	Ø9	6
Wiper 90	296	177	155	85	72	50	145	74	102	Ø9	6,9

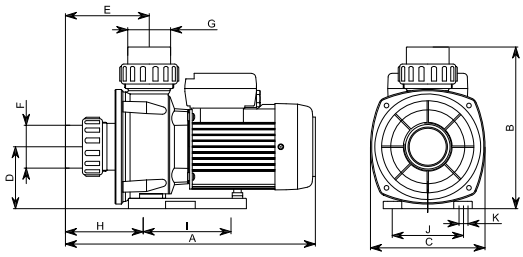

Wiper 3 Recirculation and filtration | Whirlpool and spa

Centrifugal single stage pump for water recirculation

Applications
Water recirculation in swimming pools, spas and whirlpools.

Materials
Pump body, impeller, diffuser, suction and discharge in technopolymer.
Pump shaft in AISI 431.
Mechanical seal.
Motor casing in aluminium.
O-rings in NBR/EPDM.

Equipment
No cable.
Unions included 63mm.

Motor
Asynchronous 2 poles.
IPX5 protection.
Class F insulation.
Single phase motor with built-in thermal protection.
Continuous operation.

Range of use
Maximum water temperature 50 °C.
Suitable for salt water up to 7 g/l.

Features table

Model	I [A]			P1 [kW]		P2		c [µF]	l/min	50	100	200	300	400	500	600	900	Code	
	1~ 230V	3~ 230V	3~ 400V	1~	3~	[kW]	[HP]		m³/h	3,0	6,0	12	18	24	30	36	54	1~230V (Model M)	3~230V/400V (Model T)
Wiper 3 150	6,4	5	2,9	1,4	1,1	1,1	1,5	25	mwc	13,3	13	12,1	10,8	8,2	5	-	-	00203173	00203176
Wiper 3 200	8,8	6,6	3,8	2	1,8	1,5	2	30		14,8	14,5	13,9	12,9	11,1	9,1	6,8	-	00203174	00203177
Wiper 3 300	11	7,1	4,1	2,5	2,4	2,2	3	60		14,8	14,5	14,1	13,5	12,8	11,9	10,7	4,7	00203175	00203178

Performance curve at 2900 rpm

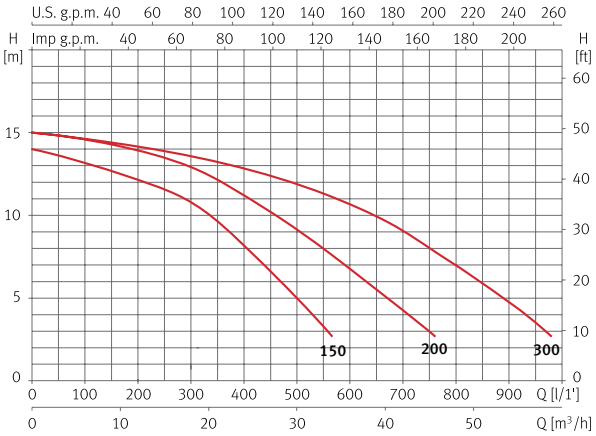

Dimension and weight

Model	A	B	C	D	E	F/G	H	I	J	K	L	Kg
Wiper 3 150	429	230	191	108	130	63	160	120	124	Ø9	29	14,3
Wiper 3 200	429	230	191	108	130	63	160	120	124	Ø9	29	17
Wiper 3 300	429	268	191	108	130	63	160	120	124	Ø9	29	18,8

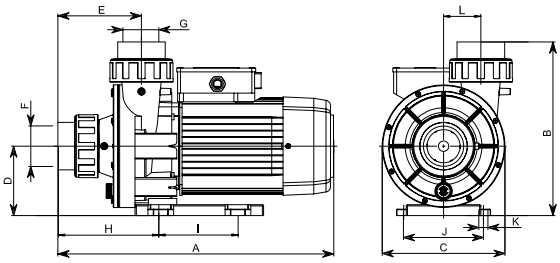



Accessories	Code
Suction kit for liner pools	130634
Suction kit for concrete pools	130633
Discharge kit for liner and concrete pools	130632
Hose kit 1,5m	104153

Centrifugal single stage pump for salt water recirculation

Applications
Clean water recirculation.
Suitable for salt water.

Materials
Pump body, impeller, diffuser, suction and discharge in technopolymer.
Pump shaft in AISI 431.
Mechanical seal.
Motor casing in aluminium.
O-rings in NBR/EPDM.

Equipment
No cable.
Unions included 50mm.
Hose connection of 40mm.

Motor
Asynchronous 2 poles.
IPX5 protection.
Class F insulation.
Built-in thermal protection.
Continuous operation.

Range of use
Maximum water temperature 40 °C.

Hose connection included

Sea water

Features table

Model	I [A]	P1 [kW]	P2		c [µF]	l/min	25	50	100	150	200	250	300	Code
	1~ 230V	1~	[kW]	[HP]		m³/h	1,5	3,0	6,0	9,0	12	15	18	1~230V (Model M)
Piscis 3	3,1	0,7	0,55	0,75	10	mwc	11	10,6	9,7	8,5	6,6	4,5	2,2	00215143

Performance curve at 2900 rpm

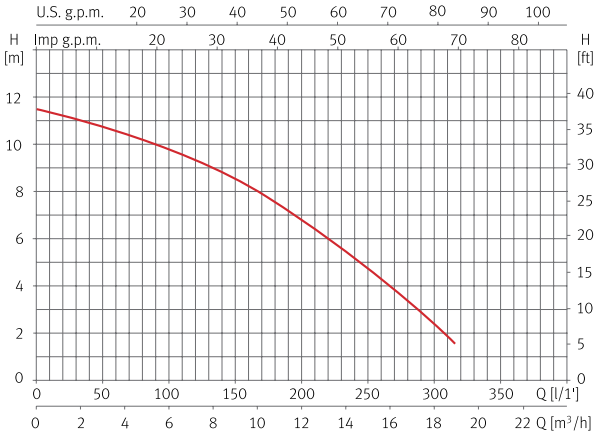

Dimension and weight

Model	A	B	C	Kg
Piscis 3	219	337	155	7

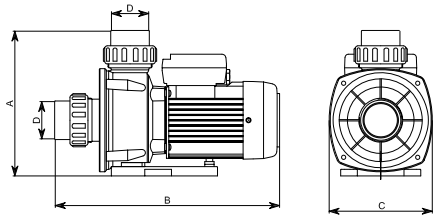

ESPA

Evacuation

Say goodbye to water, say hello to efficiency

Vigila **Evacuation** | Drainage

Portable submersible pump for waste water

Applications
Evacuation, transfer and emptying of waste water and emptying of swimming pools.

Materials
Pump in technopolymer.
Pump shaft in AISI 420.
Impeller in technopolymer.
Lip seal.
O-rings in NBR/EPDM.

Equipment
Float switch and 10m of cable with plug type F.
Internal capacitor.

Motor
Asynchronous 2 poles.
IPX8 protection.
Class F insulation.
Continuous operation.
Built-in thermal protection.

Range of use
Maximum water temperature 40 °C.
Maximum solids passage Ø 10mm.
Maximum submersion 2m.

Easy to use

Flow rate up to 260 l/min

Features table

Model	I [A]	P1 [kW]	P2		c [µF]	l/min	20	40	80	120	160	200	240	260	Code	
	1~ 230V	1~	[kW]	[HP]		m³/h	1,2	2,4	4,8	7,2	9,6	12	14,4	15,6	1~230V (Model M)	1~230V (Model H)
Vigila 200	1,8	0,38	0,25	0,33	8	mwc	5,6	5,3	4,5	2,8	-	-	-	-	00105776	00105779
Vigila 350	2,7	0,55	0,5	0,7	10		7,2	7	6,5	5,5	4	2	-	-	00105781	00105784
Vigila 500	3,7	0,85	0,6	0,8	10		10,4	10	9	8	6,8	5	3	1,8	00105787	00105790

Performance curve at 2900 rpm

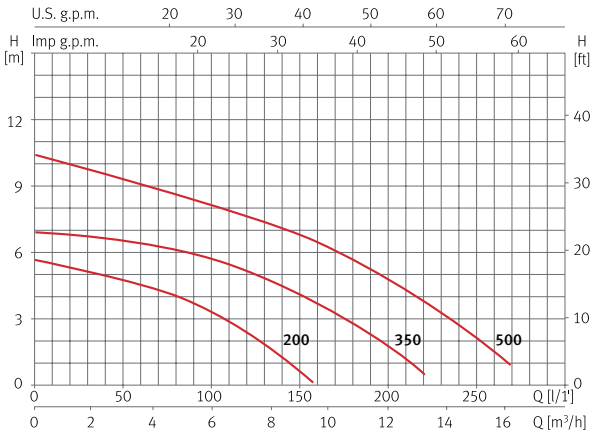

Dimension and weight

Model	A	B	C	D	E	F	G	H	Kg
Vigila 200	392	320	353	72	1 1/4"	214	291	201	4,5
Vigila 350	444	372	405	124	1 1/4"	214	291	201	6,7
Vigila 500	444	372	405	124	1 1/4"	214	291	201	7,1

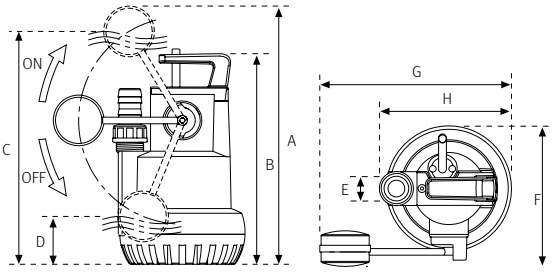

Vigilex **Evacuation** | Drainage

Portable submersible pump for waste water with solids in suspension, vortex system

Applications
Evacuation, transfer and emptying of waste water with solids in suspension.

Materials
Pump in technopolymer.
Pump shaft in AISI 420.
Impeller in technopolymer.
Lip seal.
O-rings in NBR/EPDM.

Equipment
Float switch and 10m of cable with plug type F.
Internal capacitor.

Motor
Asynchronous 2 poles.
IPX8 protection.
Class F insulation.
Continuous operation.
Built-in thermal protection.

Range of use
Maximum water temperature 40 °C.
Maximum solids passage Ø 25mm.
Maximum submersion 4m.

Solids throughput | Easy to use | Flow rate up to 240 l/min

Features table

Model	I [A]	P1 [kW]	P2		c [µF]	l/min	25	50	75	100	125	150	190	240	Code	
	1~ 230V	1~	[kW]	[HP]		m³/h	1,5	3,0	4,5	6,0	7,5	9,0	11,4	14,4	1~230V (Model M)	1~230V (Model H)
Vigilex 300	2,5	0,6	0,5	0,7	10	mwc	5,7	5,2	4,6	3,8	3,2	2,3	1	-	00105796	00134347
Vigilex 600	3,3	0,8	0,6	0,8	10		7,5	7	6,3	5,6	5	4,3	3	1	00105800	00134348

Performance curve at 2900 rpm

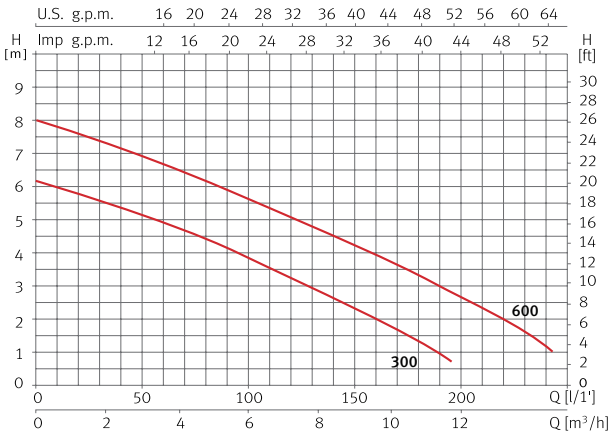

Dimension and weight

Model	A	B	C	D	E	F	Kg
Vigilex 300	380	362	1 1/4"	214	410	201	4,5
Vigilex 600	380	362	1 1/4"	214	410	201	6,7

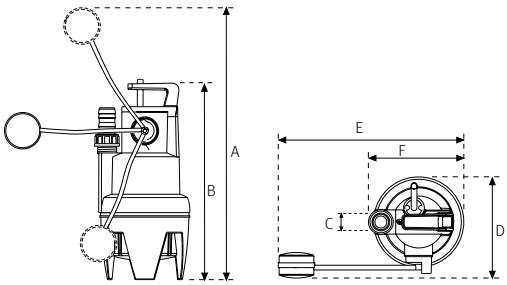

Vigicor **Evacuation** | Drainage

Submersible pump for waste water with solids in suspension, grinder system

Applications
Evacuation, transfer and emptying of waste water with solids in suspension.

Materials
Pump body in AISI 304.
Pump shaft in AISI 420.
Suction and discharge in cast iron.
Impeller in technopolymer reinforced with steel.
Grinder blade in stainless steel.
Mechanical seal.
O-rings in NBR/EPDM.

Equipment
Float switch and 10m of cable with plug type F.
Internal capacitor.

Motor
Asynchronous 2 poles.
IPX8 protection.
Class F insulation.
Continuous operation.
Built-in thermal protection.

Range of use
Maximum water temperature 40 °C.
Maximum submersion 7m.

Grinder

Flow rate up to 150 l/min

Features table

Model	I [A]	P1 [kW]	P2		c [µF]	l/min	15	30	50	65	80	100	115	135	Code	
	1~ 230V	1~	[kW]	[HP]		m³/h	0,9	1,8	3,0	3,2	4,8	6,0	6,9	8,1	1~230V (Model M)	1~230V (Model MA)
Vigicor	5,4	1,2	0,9	1,2	16	mwc	21	19,1	17,1	15,5	14	11,4	9,4	6,5	00097795	00097798

Performance curve at 2900 rpm

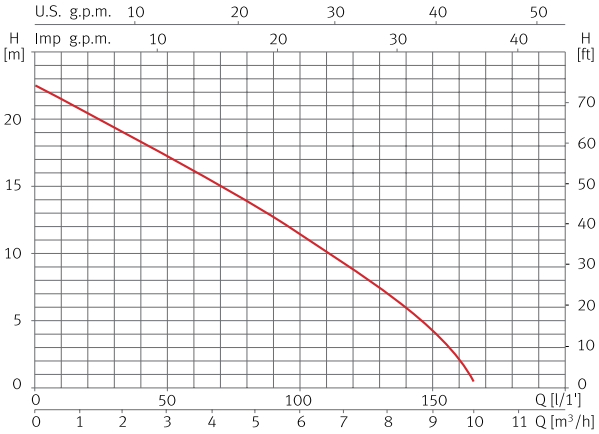

Dimension and weight

Model	A	B	C	D	E	F	G	Kg
Vigicor	396	471	148	151	57	191	1 1/4"	15,5

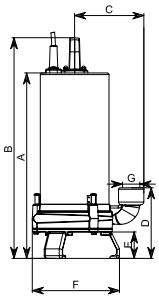

Drain 100 **Evacuation** | Drainage

Submersible pump for waste water

Applications
Evacuation, transfer and emptying of waste water.

Materials
Pump body in AISI 304.
Pump shaft in AISI 420.
Impeller in technopolymer.
Suction and discharge in cast iron.
Double mechanical seal.
O-rings in NBR/EPDM.

Equipment
Float switch and 10m of cable.
External capacitor with capacitor box included.

Motor
Asynchronous 2 poles.
IPX8 protection.
Continuous operation.
Class F insulation.
Built-in thermal protection.

Range of use
Maximum water temperature 40 °C.
Maximum solids passage Ø 7mm.
Maximum submersion 7m.

Box with external capacitor

Very compact

Very reliable

Flow rate up to 320 l/min

Features table

Model	I [A]	P1 [kW]	P2		c [µF]	l/min	25	50	100	150	200	250	300	320	Code	
	1~ 230V	1~	[kW]	[HP]		m³/h	1,5	3,0	6,0	9,0	12	15	18	19,2	1~230V (Model M)	1~230V (Model MA)
Drain 100	3,1	0,8	0,75	1	12	mwc	9,2	9,1	8,7	7,8	6	4	2	1	00096605	00096603

Performance curve at 2900 rpm

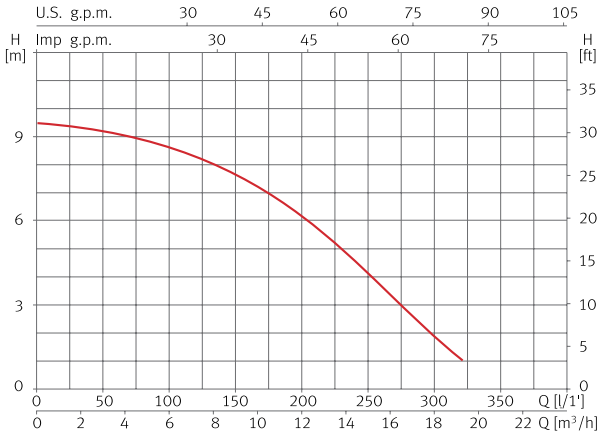

Dimension and weight

Model	A	B	C	Kg
Drain 100	122	392	1 1/4"	10,5

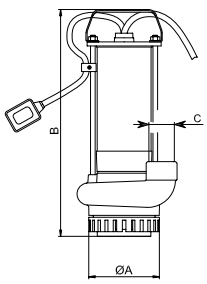

Drainex 100 **Evacuation** | Drainage

Submersible pump for waste water with solids in suspension, vortex system

Applications
Evacuation, transfer and emptying of waste water with solids in suspension.

Materials
Pump body in AISI 304.
Pump shaft in AISI 420.
Suction and discharge in cast iron.
Impeller in brass.
Double mechanical seal.
O-rings in NBR/EPDM.

Equipment
Float switch and 10m of cable.
External capacitor with capacitor box included.

Motor
Asynchronous 2 poles.
IPX8 protection.
Continuous operation.
Class F insulation.
Built-in thermal protection.

Range of use
Maximum water temperature 40 °C.
Maximum solids passage Ø 35mm.
Maximum submersion 7m.

Brass impellers | Solids throughput | Box with external capacitor | Very compact | Very reliable | Flow rate up to 280 l/min

Features table

Model	I [A]	P1 [kW]	P2		c [µF]	l/min	25	50	100	125	150	200	250	280	Code	
	1~ 230V	1~	[kW]	[HP]		m³/h	1,5	3,0	6,0	7,5	9,0	12	15	16,8	1~230V (Model M)	1~230V (Model MA)
Drainex 100	3,4	0,75	0,75	1	12	mwc	7	6,7	5,9	5,5	5	3,7	2	1	00096631	00096627

Performance curve at 2900 rpm

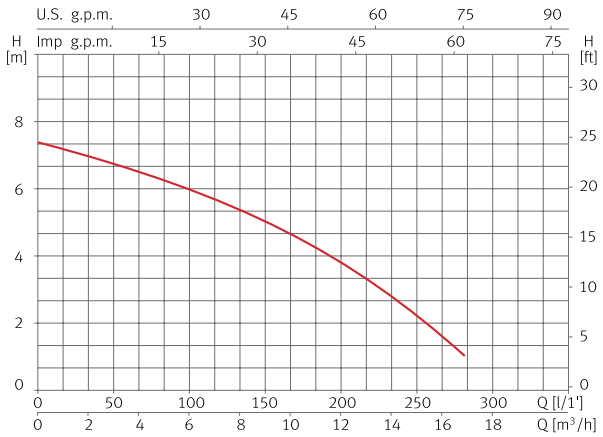

Dimension and weight

Model	A	B	C	Kg
Drainex 100	138	407	1 1/4"	11

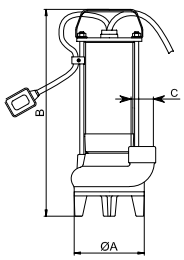

Drainex 200 **Evacuation** | Drainage

Submersible pump for waste water with solids in suspension, vortex system

Applications
Evacuation, transfer and emptying of waste water with solids in suspension.

Materials
Pump and impeller in cast iron.
Pump shaft in AISI 420.
Mechanical seal.
O-rings in NBR/EPDM.

Equipment
90° elbow included.
Model MA with float switch and 10m of cable with plug type F.
Model M without float switch and 10m of cable with plug type F.
Model T without float switch and 10m of cable without plug.
Internal capacitor.

Motor
Asynchronous 2 poles.
IPX8 protection.
Continuous operation.
Class F insulation.
Single phase motor with built-in thermal protection.

Range of use
Maximum water temperature 40 °C.
Maximum solids passage Ø 45mm.
Maximum submersion 7m.

Impellers in cast iron | Solids throughput | Robust | Flow rate up to 500 l/min

Features table

Model	I [A]		P1 [kW]		P2		c [µF]	l/min	50	100	200	300	400	500	Code		
	1~ 230V	3~ 400V	1~	3~	[kW]	[HP]		m³/h	3,0	6,0	12	18	24	30	1~230V (Model M)	1~230V (Model MA)	3~400V (Model T)
Drainex 200	4	2,3	1,1	2,3	0,9	1,2	16	mwc	10,7	9,7	7,4	4,9	2,3	-	00096652	00096654	00096648
Drainex 201	4,5	2,6	1,4	1,4	0,9	1,2	16		13,2	11,9	9,4	6,7	3,8	-	00096664	00096666	00096662
Drainex 202	4,8	2,8	1,6	1,6	0,9	1,2	16		15,1	13,8	11,3	8,5	5,6	2,5	00096674	00096676	00096672

Performance curve at 2900 rpm

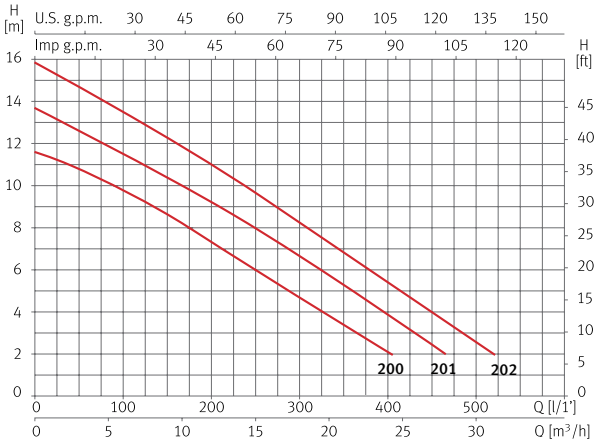

Dimension and weight

Model	A	B	C	D	E	F	G	H	Kg
Drainex 200	430	338	219	110	62	95	2"	2"	25
Drainex 201	430	338	219	110	62	95	2"	2"	25
Drainex 202	430	338	219	110	62	95	2"	2"	25

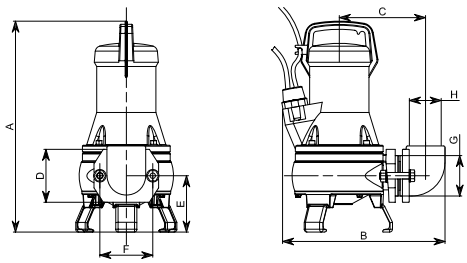

Dimension stationary version

A	B	C	D	E	F	G	H	I	J
388	353	119	168	60	112	2”	Ø25	94	196

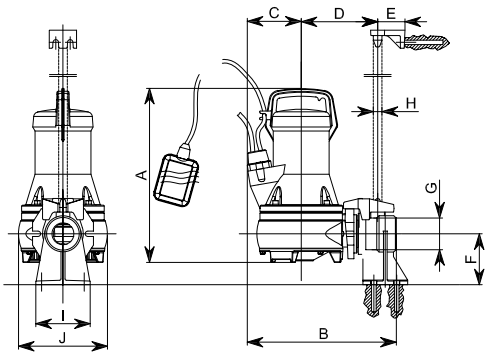

Stationary installation kit for Drainex 200 / 201 / 202

Support base for automatic anchoring

Clamping flange

Upper anchoring on guide tube

Kit	Code
DR1	00100527

Drainex 300 **Evacuation** | Drainage

Submersible pump for waste water with solids in suspension, vortex system

Applications
Evacuation, transfer and emptying of waste water with solids in suspension.

Materials
Pump and impeller in cast iron.
Pump shaft in AISI 420.
Mechanical seal.
O-rings in NBR/EPDM.

Equipment
90° elbow included.
Model MA with float switch and 10m of cable with plug type F.
Model M without float switch and 10m of cable with plug type F.
Model T without float switch and 10m of cable without plug.
Internal capacitor.

Motor
Asynchronous 2 poles.
IPX8 protection.
Continuous operation.
Class F insulation.
Single phase motor with built-in thermal protection.

Range of use
Maximum water temperature 40 °C..
Maximum solids passage Ø 60mm.
Maximum submersion 7m.

Model M/T

Impellers in cast iron

Solids throughput

Robust

Flow rate up to 650 l/min

Features table

Model	I [A]		P1 [kW]		P2		c [µF]	l/min	50	100	200	400	500	650	Code		
	1~ 230V	3~ 400V	1~	3~	[kW]	[HP]		m³/h	3,0	6,0	12	24	30	39	1~230V (Model M)	1~230V (Model MA)	3~400V (Model T)
Drainex 300	4,2	2,4	1,2	1,2	0,9	1,2	16	mwc	7,1	6,6	5,4	2,9	1,8	-	00096684	00096686	00096682
Drainex 301	4,7	2,7	1,5	1,5	0,9	1,2	16		9,2	8,5	7	4,1	2,8	-	00096694	00096696	00096692
Drainex 302	5,2	3	1,8	1,8	0,9	1,2	16		11	10,5	9	5,8	4,2	1,8	00096704	00096706	00096702

Performance curve at 2900 rpm

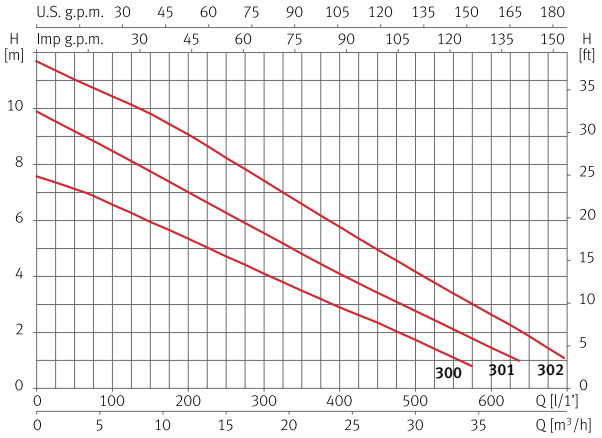

Dimension and weight

Model	A	B	C	D	E	F	G/H	Kg
Drainex 300	455	373	213	62	101	110	2 1/2"	28
Drainex 301	455	373	213	62	101	110	2 1/2"	28
Drainex 302	455	373	213	62	101	110	2 1/2"	28

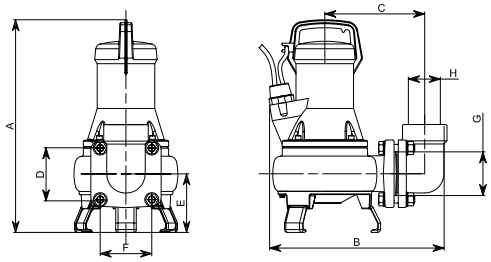

Dimension stationary version

A	B	C	D	E	F	G	H	I	J
405	441	108	246	92	132	2 1/2"	Ø42	40	222

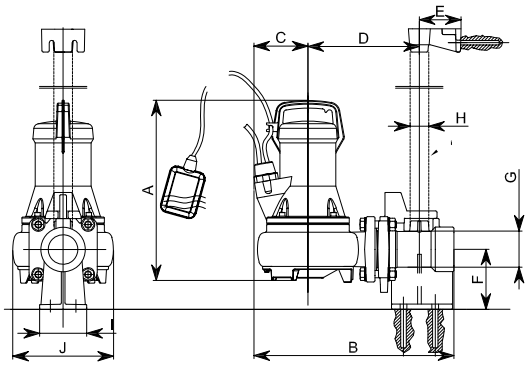

Stationary installation kit for Drainex 300 / 301 / 302

Support base for automatic anchoring

Clamping flange

Upper anchoring on guide tube

Kit	Code
DR2	00100528

Drainex 400 **Evacuation** | Drainage

Submersible pump for waste water with solids in suspension, vortex system

Applications
Evacuation, transfer and emptying of waste water with solids in suspension.

Materials
Pump and impeller in cast iron.
Pump shaft in AISI 420.
Mechanical seal.
O-rings in NBR/EPDM.

Equipment
10m of cable without plug.

Motor
Asynchronous 2 poles.
IPX8 protection.
Continuous operation.
Class F insulation.

Range of use
Maximum water temperature 40 °C.
Maximum solids passage Ø 45mm.
Maximum submersion 7m.

Impellers in cast iron

Solids throughput

Robust

Flow rate up to 800 l/min

Features table

Model	I [A]	P1 [kW]	P2		l/min	100	200	400	500	600	700	800	Code
	3~ 400V	3~	[kW]	[HP]	m³/h	6,0	12	24	30	36	42	48	3~400V (Model T)
Drainex 400	4,1	2	2,6	3,5	mwc	14,6	12,7	8,3	5,9	2,8	-	-	00137506
Drainex 401	4,7	2,5	2,6	3,5		17,3	15,5	11,6	9,3	5,2	3	-	00137503
Drainex 402	5,5	3,2	2,6	3,5		20,7	18,6	13,7	12	9,3	5	2	00129725

Performance curve at 2900 rpm

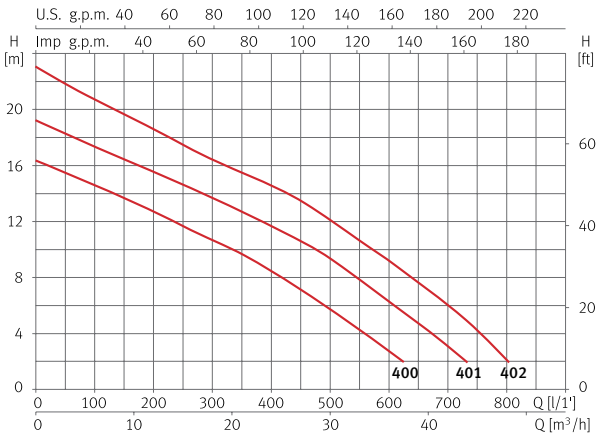

Dimension and weight

Model	A	B	C	D	E	F	G	H/J	I	K	Kg
Drainex 400	537	408	238	124	110	134	188	110	135	50	45
Drainex 401	537	408	238	124	110	134	188	110	135	50	45
Drainex 402	537	408	238	124	110	134	188	110	135	50	45

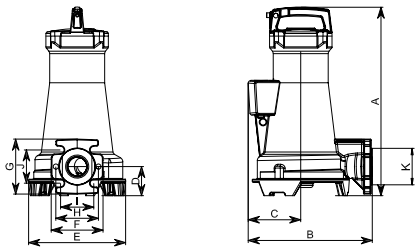

Dimension stationary version

A	B	C	D	E	F	G	H	I	J/K
562	589	136	257	62	244	231	165	102	251

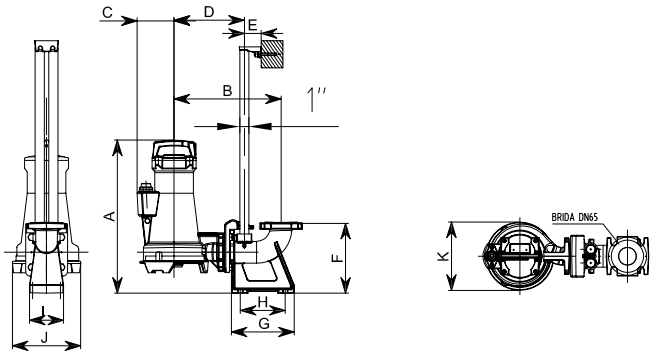

Stationary installation kit for Drainex 400 / 401 / 402

DN65 (flange 65)

Support base with elbow for automatic anchoring

DIN 2501 PN16

Clamping flange

ANSI 150 2”

Upper anchoring on double guide tube

Kit	Code
DR3.2	00207381

Portable installation kit for Drainex 400 / 401 / 402

90° elbow at 2”

Stainless steel feet

Kit	Code
DR6	0132139

Drainex 500 **Evacuation** | Drainage

Submersible pump for waste water with solids in suspension, vortex system

Applications
Evacuation, transfer and emptying of waste water with solids in suspension.

Materials
Pump and impeller in cast iron.
Pump shaft in AISI 420.
Mechanical seal.
O-rings in NBR/EPDM.

Equipment
10m of cable without plug.

Motor
Asynchronous 2 poles.
IPX8 protection.
Continuous operation.
Class F insulation.

Range of use
Maximum water temperature 40 °C.
Maximum solids passage Ø 45mm.
Maximum submersion 7m.

Impellers in cast iron | Solids throughput | Robust | Flow rate up to 750 l/min

Features table

Model	I [A]	P1 [kW]	P2		l/min	100	300	400	500	600	750	Code
	3~ 400V	3~	[kW]	[HP]	m³/h	6,0	18	24	30	36	45	3~400V (Model T)
Drainex 500	6,6	3,8	3,7	5	mwc	23,2	19,7	17,6	15,6	13	8,5	00137507
Drainex 501	7,9	4,7	3,7	5		27,4	23,5	21,2	19,1	16,8	12	00137504
Drainex 502	8,2	4,8	3,7	5		30,1	26,8	24,5	22,2	20	15,4	00129726

Performance curve at 2900 rpm

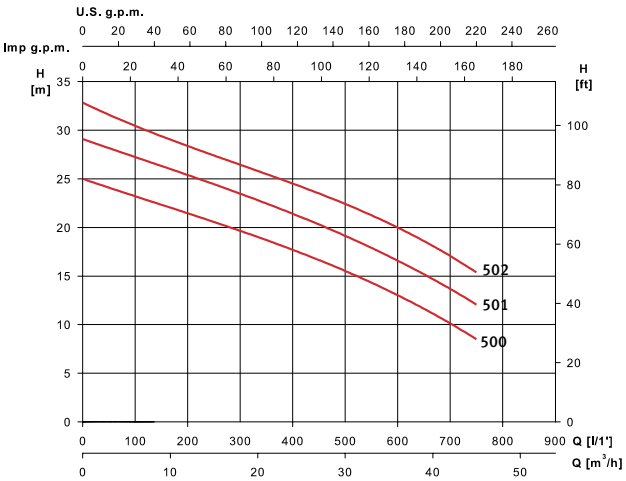

Dimension and weight

Model	A	B	C	D	E	F	G	H	I/J	K	Kg
Drainex 500	575	412	139	186	256	134	140	110	88	50	55
Drainex 501	575	412	139	186	256	134	140	110	88	50	55
Drainex 502	575	412	139	186	256	134	140	110	88	50	55

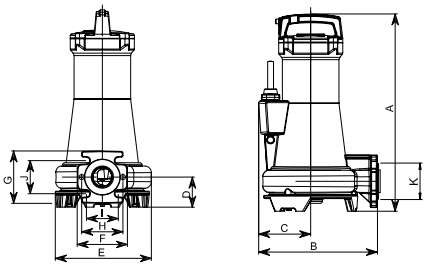

Dimension stationary version

A	B	C	D	E	F	G	H	I	J/K
596	389	139	254	62	244	231	165	102	125

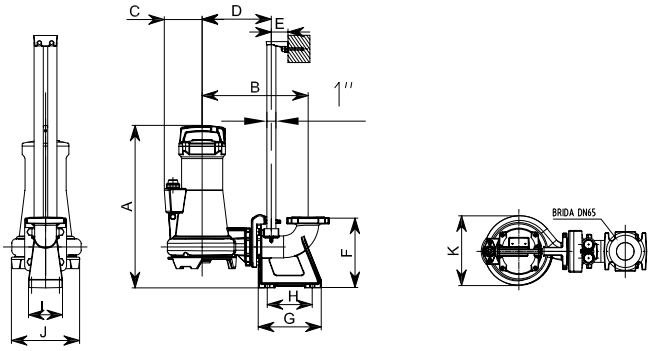

Stationary installation kit for Drainex 500 / 501 / 502

DN65 (flange 65)

Support base with elbow for automatic anchoring

DIN 2501 PN16

Clamping flange

ANSI 150 2”

Upper anchoring on double guide tube

Kit	Code
DR3.2	00207381

Portable installation kit for Drainex 500 / 501 / 502

90° elbow at 2”

Stainless steel feet

Kit	Code
DR6	00132139

Drainex 600 **Evacuation** | Drainage

Submersible pump for waste water with solids in suspension, vortex system

Applications
Evacuation, transfer and emptying of waste water with solids in suspension.

Materials
Pump and impeller in cast iron.
Pump shaft in AISI 420.
Mechanical seal.
O-rings in NBR/EPDM.

Equipment
10m of cable without plug.

Motor
Asynchronous 2 poles.
IPX8 protection.
Continuous operation.
Class F insulation.

Range of use
Maximum water temperature 40 °C.
Maximum solids passage Ø 65mm.
Maximum submersion 7m.

Impellers in cast iron

Solids throughput

Robust

Flow rate up to 1.200 l/min

Features table

Model	I [A]	P1 [kW]	P2		l/min	200	400	600	800	1.000	1.200	Code
	3~ 400V	3~	[kW]	[HP]	m³/h	12	24	36	48	60	72	3~400V (Model T)
Drainex 600	5,5	3	3,7	5	mwc	14,8	13,3	10,4	6,3	3,4	-	00137508
Drainex 601	6,4	3,7	3,7	5		18	16,3	14	9,8	6	3,1	00137505

Performance curve at 2900 rpm

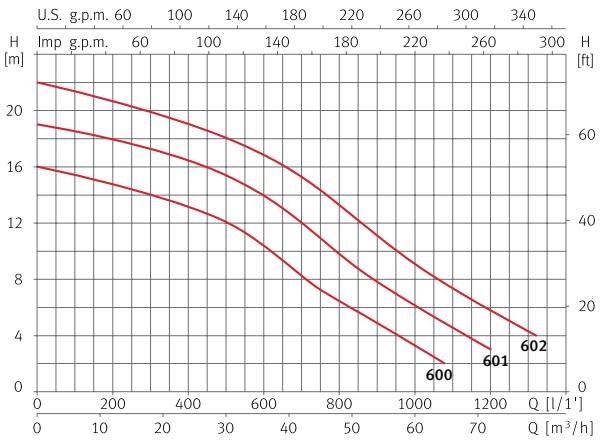

Dimension and weight

Model	A	B	C	D	E	F	G	H	I/J	K	Kg
Drainex 600	616	458	272	136	254	110	144	150	110	65	60
Drainex 601	616	458	272	136	254	110	144	150	110	65	60

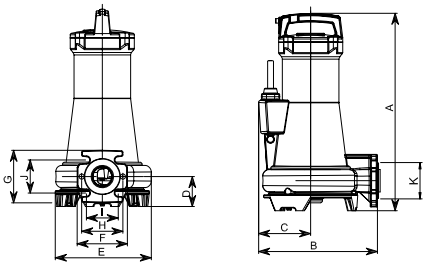

Dimension stationary version

A	B	C	D	E	F	G	H	I	J/K
630	419	319	257	62	260	231	165	102	125

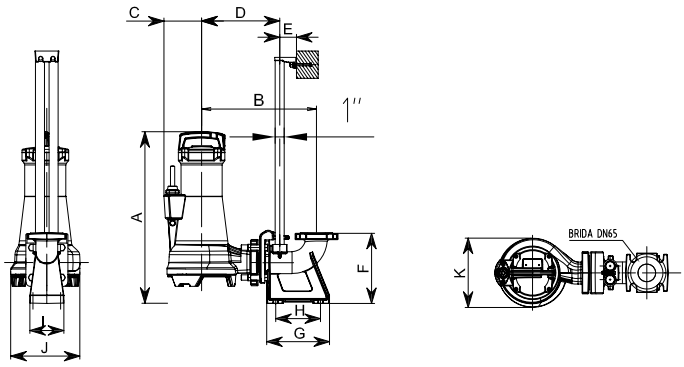

Stationary installation kit for Drainex 600 / 601 / 602

DN65 (flange 65)

Support base with elbow for automatic anchoring

DIN 2501 PN16

Clamping flange

ANSI 150 2 1/2"

Upper anchoring on double guide tube

Kit	Code
DR4.2	00207379

Portable installation kit for Drainex 600 / 601 / 602

90° elbow at 2 1/2"

Stainless steel feet

Kit	Code
DR7	00132140

Draincor **Evacuation** | Drainage

Submersible pump for waste water with solids in suspension, grinder system

Applications
Evacuation, transfer and emptying of waste water with solids in suspension.

Materials
Pump and impeller in cast iron.
Grinder blade in steel.
Pump shaft in AISI 420.
Mechanical seal.
O-rings in NBR/EPDM.

Equipment
90° elbow included.
Model MA with float switch and 10m of cable without plug.
Model M/T without float switch and 10m of cable without plug.
External capacitor with capacitor box included.

Motor
Asynchronous 2 poles.
IPX8 protection.
Continuous operation.
Class F insulation.
Single phase motor with built-in thermal protection.

Range of use
Maximum water temperature 40 °C.
Maximum submersion 7m.

Model MA

Model M/T

Impellers in cast iron | Grinder | Robust | Flow rate up to 250 l/min

Features table

Model	I [A]		P1 [kW]		P2		c [µF]	l/min	25	50	100	150	200	250	Code		
	1~ 230V	3~ 400V	1~	3~	[kW]	[HP]		m³/h	1,5	3,0	6,0	9,0	12	15	1~230V (Model M)	1~230V (Model MA)	3~400V (Model T)
Draincor	6,4	2,6	1,4	1,4	0,9	1,2	16/50	mwc	17	15	13	10	7	5	00213497	00213498	00096617

Performance curve at 2900 rpm

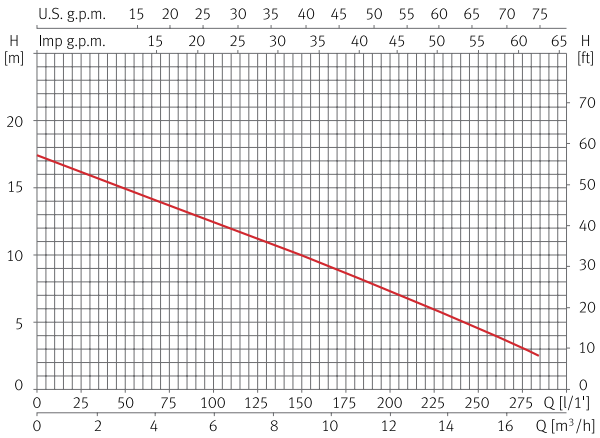

Dimension and weight

Model	A	B	C	D	E	F	G	Kg
Draincor	437	338	219	110	95	110	2"	25

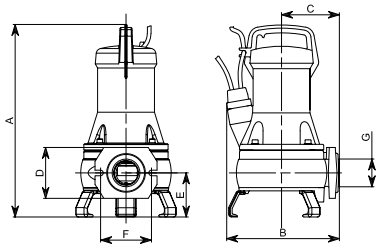

Dimension stationary version

A	B	C	D	E	F	G	H	I	J
388	353	110	168	60	112	2”	Ø25	94	120

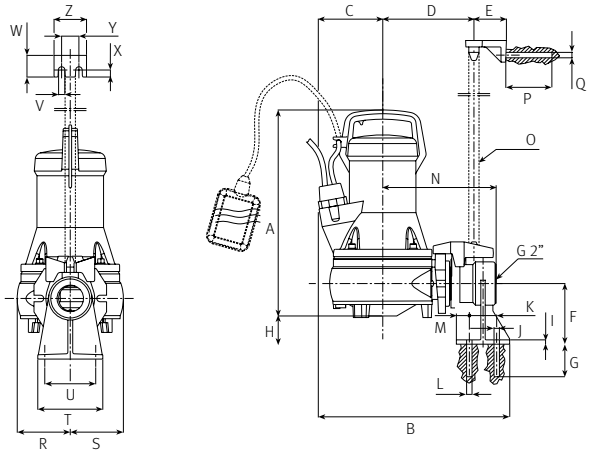

Stationary installation kit for Draincor

Support base for automatic anchoring

Clamping flange

Upper anchoring on guide tube

Kit	Code
DR1	00100527

Drainbox **Evacuation** | Drainage

ESPA

Set for waste water with solids in suspension, vortex system

Applications
Collection, storage and evacuation of waste water with solids in suspension.
For domestic, industrial, agricultural and gardening purposes.

Materials
Drainex 201:
Pump and impeller in cast iron.
Pump shaft in AISI 420.
Mechanical seal.
O-rings in NBR.
Tank: Polyethylene.

Equipment
Built-in check valve.
10m of cable with plug type F.
Internal capacitor.
Control panel inlcuded.

Motor
Asynchronous 2 poles.
IPX8 protection.
Class F insulation.
Continuous operation.
Single phase motor with built-in thermal protection.

Range of use
Maximum water temperature 40 °C.
Maximum solids passage Ø 45mm.



Drainbox 300 1400

Drainbox 600 1400

Complete set | Solids throughput | Flow rate up to 800 l/min

Features table

Model	I [A]		P1 [kW]		P2		Tank capacity [l]	Tank suction connection	Ø Pump discharge	Tank discharge connection	Maximum flow [l/min]	Code	
	1~ 230V	3~ 400V	1~	3~	[kW]	[HP]						1~230V	3~400V
Drainbox 300 1400 (Drainex 201)	6,6	2,6	1,4	1,4	1,1	1,5	300	DN 100	2"	Adjustable position	450	00148154	00148155
Drainbox 600 1400 (Drainex 201)	2 x 6,6	2 x 2,6	2 x 1,4	2 x 1,4	2 x 1,1	2 x 1,5	600	2 x DN 100	2"		900	00148156	00148158

Performance curve at 2900 rpm

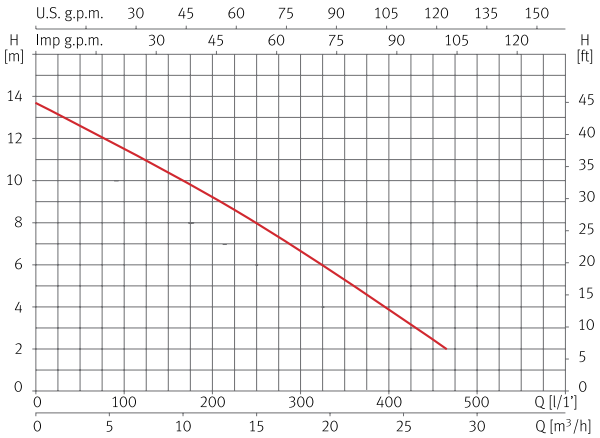

Dimension and weight

Model	A	B	C	Kg
Drainbox 300 1400	770	760	615	55
Drainbox 600 1400	1230	760	615	110

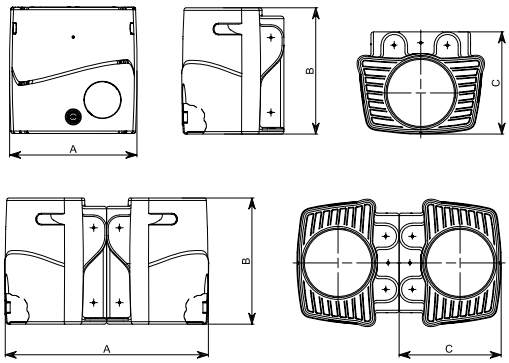



ESPA

Accessories

Pressure vessels

Applications
Accumulation of pressurised water for all hydraulic domestic, agricultural and industrial applications.

Features
WRAS approval for drinking water usage and CE marked.
The EPDM variable geometry replaceable membrane provides longer life by eliminating membrane stress throughout normal operational cycles.
A Schrader valve is fitted to each vessel to provide air pressure adjustment, which should be periodically checked.

Limitations
Temperature range:
3 to 500 lt (-10 to +100 °C)
750 to 4000 lt (-10 to +50 °C)

Technical features

Vertical

Model	Capacity [Ltr]	Max Press Bar	Working Temp °C	Connection BSPM	Ø [mm]	Length [mm]	Weight [Kg]	Code
3L Vertical vessel ACS 3	3	10	-10 to +100	3/4" M	170	245	1.3	00850010
8L Vertical vessel ACS CE8	8	10	-10 to +100	3/4" M	220	305	1.8	00850011
18L Vertical vessel ACS CE18	18	10	-10 to +100	3/4" M	260	380	3.2	00850013
24L Vertical vessel ACS CE24	24	10	-10 to +100	1" M	260	490	3.6	00850015
24L Vertical vessel 3/4" ACS CE24	24	10	-10 to +100	3/4" M	260	490	3.6	00850016
24L Vertical vessel 16bar AFC/CAR CE24	24	16	-10 to +100	3/4" M	265	490	7.5	00850014

Vertical c/w legs

Model	Capacity [Ltr]	Max Press Bar	Working Temp °C	Connection BSPM	Ø [mm]	Length [mm]	Weight [Kg]	Code
50L Vertical vessel AFE CE50	50	10	-10 to +100	1" M	380	720	8.4	00850017
60L Vertical vessel AFE CE60	60	10	-10 to +100	1" M	380	830	10.7	00850018
80L Vertical vessel AFE CE80	80	10	-10 to +100	1" M	460	760	12.2	00850019
100L Vertical vessel AFE CE100	100	10	-10 to +100	1" M	460	880	13.5	00850022
100L Vertical vessel AFE/CAR CE100	100	16	-10 to +100	1" M	460	880	30.1	00850020
150L Vertical vessel AFE CE150	150	10	-10 to +100	1" M	510	1030	23.4	00850023
200L Vertical vessel AFE CE200	200	10	-10 to +100	1 1/4" M	590	1100	33	00850024
200L Vertical vessel AFE/CAR CE200	200	16	-10 to +100	1 1/4" M	590	1100	48.4	00850025
300L Vertical vessel AFE CE300	300	10	-10 to +100	1 1/4" M	650	1280	44.5	00850026
300L Vertical vessel AFE/CAR CE300	300	16	-10 to +100	1 1/4" M	650	1280	67	00850027
500L Vertical vessel AFE CE500	500	10	-10 to +100	1 1/4" M	750	1600	58.5	00850028
750L Vertical vessel AFE CE750	750	8	-10 to +100	2" F	750	2045	153.5	00850029
1000L Vertical vessel AFE CE100	1000	10	-10 to +50	2 1/2" F	800	2130	183.5	00850021

Horizontal

Model	Capacity [Ltr]	Max Press Bar	Working Temp °C	Connection BSPM	Ø [mm]	Length [mm]	Weight [Kg]	Code
24L Horizontal vessel AFOSB CE24	24	8	-10 to +100	3/4" M	260	485	4.7	00850004
24L Horizontal vessel AFOSB CE24	24	8	-10 to +100	1" M	260	485	4.7	00850003
60L Horizontal vessel AFESB CE60	60	10	-10 to +100	1" M	380	690	10.4	00850006
100L Horizontal vessel AFESB CE100	100	10	-10 to +100	1" M	460	780	14	00850007
200L Horizontal vessel AFESB CE200	200	10	-10 to +100	1 1/4" M	590	1000	34.2	00850008
300L Horizontal vessel AFESB CE300	300	10	-10 to +100	1 1/4" M	650	1150	44	00850009

Accessories

Capacitor boxes

Model	Code
12 µF 230 V	00880095
16 µF 230 V	00880096
25 µF 230 V	00880097
30 µF 230 V	00880098

Pressure switches

Model	Code
4 bar Square D (1.4-4.6 bar)	00880037
10 bar Square D (6-10.5 bar)	00880039
0-6 bar (Teddington type)	00880076
0-12 bar Telemecanique	00880027
0-6 bar Telemecanique	00880026

Pressure gauges

Model	Code
0-6 bar (Radial 63 mm. 1/4" connection)	00870304
0-10 bar Glycerine (Radial 63 mm. 1/4"connection)	00870069

Cable connectors

Model	Code
Heat shrink (1-2.5 mm^2)	00880054

Floating level switch

Model	Code
Olympic water float switch c/w weight 3mtr	00880067
Olympic water float switch c/w weight 10mtr	00880066
Taurus sewage float switch PVC 10 m	00880059
Taurus sewage float switch PVC 20 m	00880060
F10 sewage float switch 6m	00103219
IN15 float switch 3m	00003533

Pressure transducers

Model	Code
518 S/S Transducer 0-10 bar	00870141

Kit Press

Model	A	B	C	D	Code
Kit Press 1/4"	148	135.5	1/4"	124	00169961

Automatic control and protection panel for submersible pumps

Model	Motor Range of use [HP]	Amp. up to [A]	Code
PROTEC 1~230V	0,5 - 3	20	00134310
PROTEC 3~400V	0,5 - 4	10	00134308
PROTEC 3~400V	5,5 - 7,5	20	00134309


PRODUCTOS
ASISTENCIA
SOBRE ESPA
BLOG
CONTACTO
ESPA
conexión y compromiso
connection and commitment
Piscina, hidromasaje y spa
Drenaje de aguas residuales
Presurización doméstica

ESPA

Information

Regulations

Quality at ESPA is much more than an objective or a market requirement; it is something that is part of our way of being and corporate culture.

ESPA guarantes the complete product cycle: design, development, production, business, after-sales service and environmental management, certified by **ISO 9001:2015** (quality management) and **ISO 14001:2015** (environmental management) standards.

ESPA fully guarantees its products in accordance with the Legislative Decree 1/2007 of November 16th, thanks to a quality assurance system and exhaustive in-process and final control procedures.

Millions of ESPA pumps are working at full capacity all over the world. Thousands of installations show the confidence that professionals and users have placed in ESPA.

All the products in this catalogue comply with the following standards:

› **Directive 2006/42/CE** about machine security. Standard EN 809 and EN 60204-1.
› **Directive 2014/35/UE** about low voltage. Standards EN 60335-1 and EN 60335-2-41.
› **Directive 2014/30/UE** about electromagnetic compatibility. Standards EN 61000-6-1 and EN 61000-6-3.
› **Directive 2000/14/CE** about sound emissions. EN-ISO 3744
› **Directive 2009/125/CE** about eco-design of energy-related products. Regulation (EU) 2019/1781 for electric motors and variable speed drives. Standard EN 60034-30.
› **Directive 2012/19/UE** about waste electrical and electronic equipment (WEEE). Standard EN 50419:2006 on the marking of electrical and electronic equipment.
› **Directive 2011/65/UE** about restrictions on the use of hazardous substances. Standard UNE-EN IEC 63000:2022.
› **Directive 94/62/CE** about packaging and packaging waste.
› **Directive 2006/66/CE** about batteries and accumulators and their waste.
› **Directive 2014/53/UE** about radio equipment:
  › Standard EN 300328 and EN 301489-17.
  › Standard EN 62479 and EN 60950-1.

Note: We have some products **certified with SHW for drinking water,** an essential regulation in France for materials in contact with drinking water, which is being progressively implemented throughout the European Union.

ESPA voltages

Voltage tolerances:
Nominal 230V [+/- 10%].
Nominal 400V [+/- 10%].

Non-binding pictures, the technical specifications and/or the equipment might change depending on the model. ESPA has the right to change the content of the present catalogue without any further notice, always with the intention to improve the information that is given to our clients.

The data containing this catalogue is valid, except for any spelling or printing mistakes, until a new version of the catalogue is released.

› Check out the brand protection measures at **www.espa.com.**

ESPA
www.espa.com



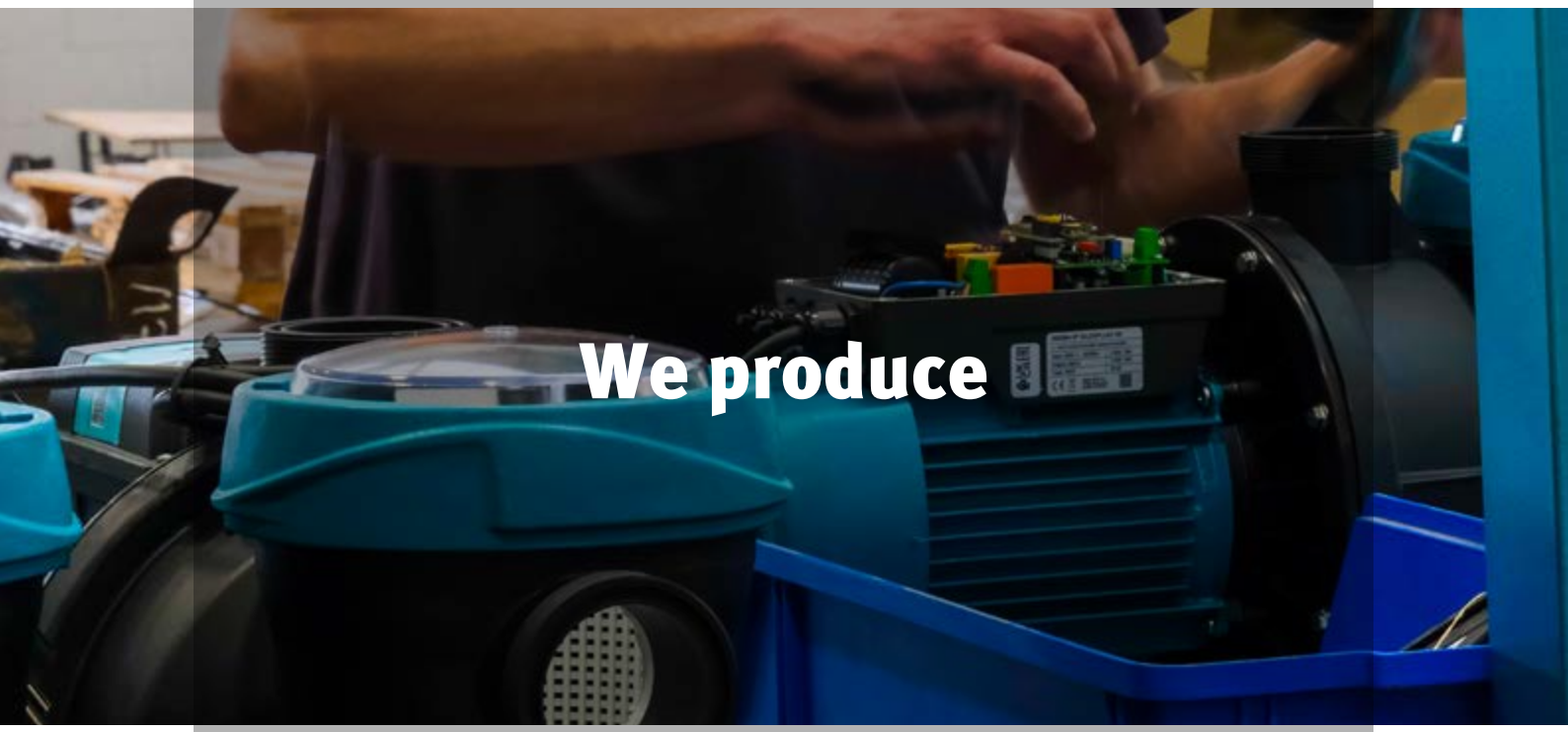

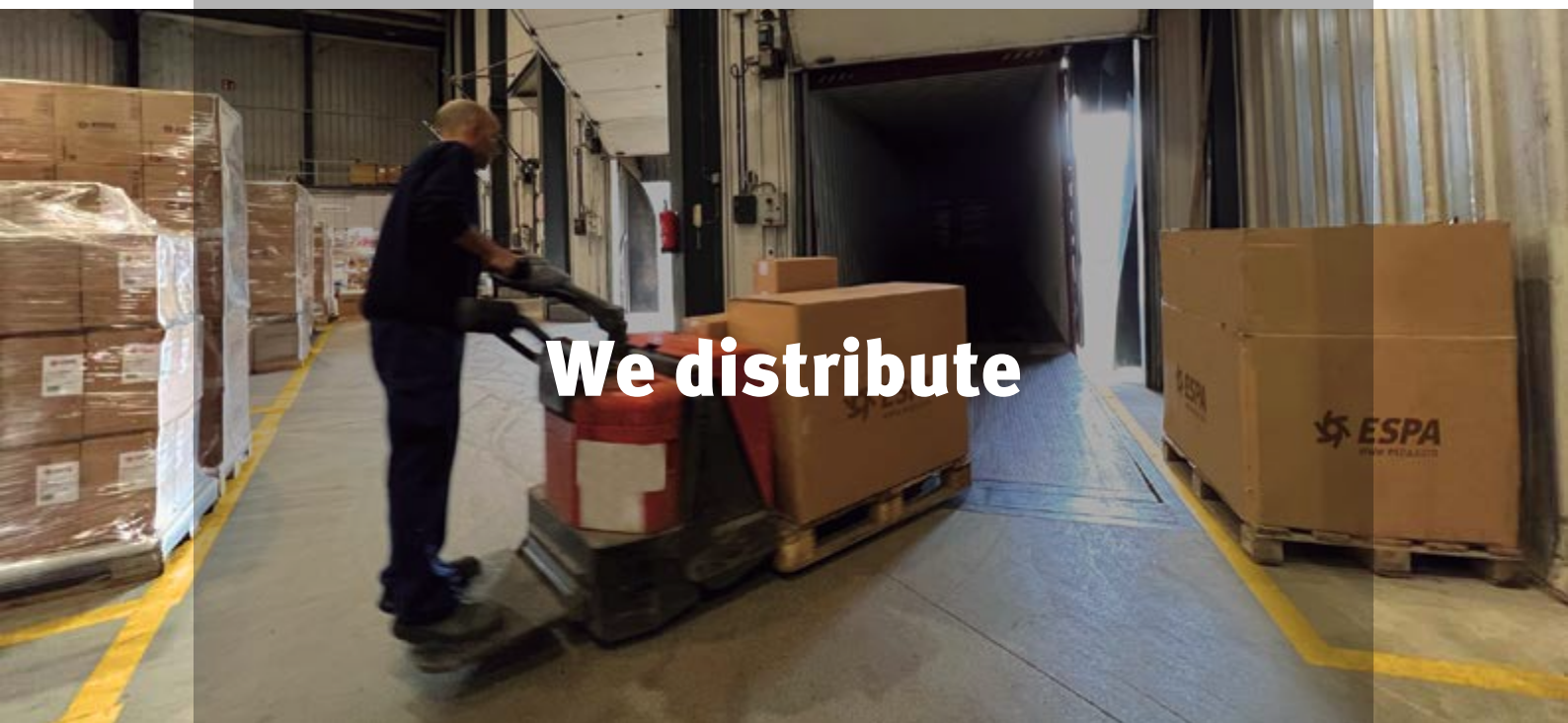

Notes

Notes

Trust ESPA, your ally in each installation

We understand the needs of installers like you, as we have spent decades designing solutions designed to make your work easier and offer maximum efficiency. From state-of-the-art hydraulic pumps to complete pressurisation systems, each product is manufactured to ensure durability, performance and ease of installation. Furthermore, with our specialised Technical Service, you will always have the support you need. Whether it's a consultation, maintenance or after-sales support, we are at your side to make sure every project is a success.

With ESPA you not only work with cutting-edge technology, but you also work with a team committed to making your life easier. **Find out about all our solutions at:**

ESPAglobal
espagroup
espa-group
ESPAgroup
+34 972 588 000
www.espa.com

www.espa.com

ESPA PUMPS UK Ltd
15, Riverside Avenue West,
Lawford, Manningtree, Essex,
CO11 1UN

+44 1206 391291
hello.eduk@espa.com

ESPA GROUP
hello@espa.com
www.espa.com